

## CREDIT OPINION

20 August 2021

### Update

 Rate this Research

#### RATINGS

##### Dexia Credit Local

Domicile	Paris, France
Long Term CRR	Baa3
Type	LT Counterparty Risk Rating - Fgn Curr
Outlook	Not Assigned
Long Term Debt	Baa3
Type	Senior Unsecured - Dom Curr
Outlook	Stable
Long Term Deposit	Baa3
Type	LT Bank Deposits - Fgn Curr
Outlook	Stable

Please see the [ratings section](#) at the end of this report for more information. The ratings and outlook shown reflect information as of the publication date.

#### Contacts

Yasuko Nakamura +33.1.5330.1030  
VP-Sr Credit Officer  
yasuko.nakamura@moody's.com

Delphine Larrousse +33.1.5330.3361  
Associate Analyst  
delphine.larrousse@moody's.com

Alain Laurin +33.1.5330.1059  
Associate Managing Director  
alain.laurin@moody's.com

## Dexia Credit Local

### Update to credit analysis

#### Summary

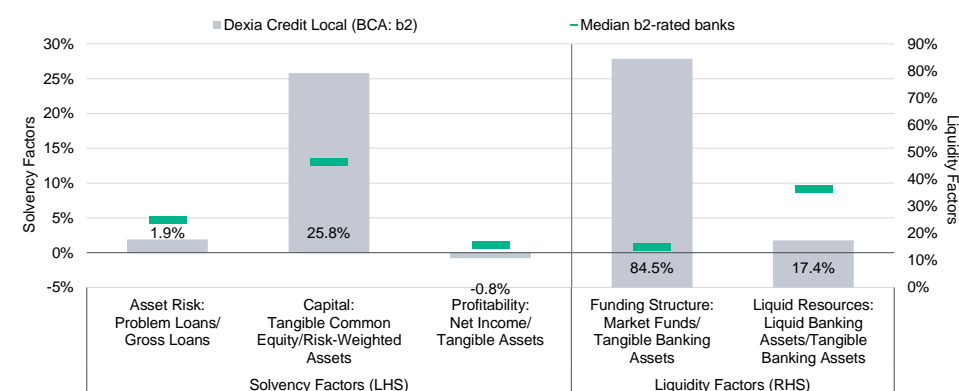
[Dexia Credit Local's](#) (DCL) long-term deposit and senior unsecured debt ratings of Baa3 with a stable outlook reflect its Baseline Credit Assessment (BCA) of b2; and a very high probability of support from the [Government of France](#) (Aa2 stable) and the [Government of Belgium](#) (Aa3 stable) and the application of our Basic Loss Given Failure (LGF) approach, resulting in a five-notch rating uplift from the Adjusted BCA.

The b2 BCA reflects our view that the runoff plan for Dexia Group has so far been unfolding without any major disruption because of the extraordinary support provided by the governments of Belgium and France through the government-guaranteed debt programme. It also factors in the probability that the group might need additional government support during its prolonged runoff period.

We believe that any additional support needed from public authorities by an entity already in runoff would not result in a resolution under the terms and conditions of the European Union (EU) Bank Recovery and Resolution Directive (BRRD). Therefore, we assume that, in practice, the group is out of the scope of the EU BRRD, and, hence, we apply our Basic LGF approach instead of our Advanced LGF approach.

Exhibit 1

#### Rating Scorecard - Key financial ratios



Source: Moody's Financial Metrics

## Credit strengths

- » Funding facilitated by a large State-guaranteed debt programme.
- » State ownership and government support for both capital and funding, which imply a high probability of further government support in case of need.

## Credit challenges

- » Dexia group is unable to generate profit on a sustained basis.
- » Concentration risk is high, despite good average asset quality.
- » Dexia group might need further recapitalisation during its multiyear runoff.

## Outlook

The outlook on DCL's long-term deposit and senior unsecured debt ratings is stable, reflecting our view that in the absence of any major exogenous shock affecting the bank's solvency or funding capacity, its wind-down will likely unfold according to the resolution plan.

## Factors that could lead to an upgrade

- » DCL's BCA could be upgraded as a result of the bank's better-than-expected performance in the implementation of the orderly resolution plan. Given its runoff status, an upgrade of the bank's long-term ratings is unlikely, even if its BCA were to be upgraded.

## Factors that could lead to a downgrade

- » Significant deviations from the trend set out in the resolution plan could trigger a downgrade of DCL's BCA, which, in turn, could lead to a downgrade of the bank's long-term deposit and senior unsecured ratings.
- » Any evidence from the guarantor States, or from the national or European resolution authorities that additional government support would not be provided or would be provided under conditions detrimental to unsecured investors could also likely result in a downgrade of the bank's long-term deposit and senior unsecured ratings.

This publication does not announce a credit rating action. For any credit ratings referenced in this publication, please see the ratings tab on the issuer/entity page on [www.moody's.com](http://www.moody's.com) for the most updated credit rating action information and rating history.

## Key indicators

Exhibit 2

### Dexia Credit Local (Consolidated Financials) [1]

	12-20 <sup>2</sup>	12-19 <sup>2</sup>	12-18 <sup>2</sup>	12-17 <sup>2</sup>	12-16 <sup>2</sup>	CAGR/Avg. <sup>3</sup>
Total Assets (EUR Million)	83,538.0	88,126.0	124,273.0	141,762.0	161,634.0	(15.2) <sup>4</sup>
Total Assets (USD Million)	102,213.4	98,921.3	142,062.0	170,227.4	170,483.8	(12.0) <sup>4</sup>
Tangible Common Equity (EUR Million)	6,108.0	6,756.0	7,289.0	7,925.0	8,478.3	(7.9) <sup>4</sup>
Tangible Common Equity (USD Million)	7,473.5	7,583.6	8,332.4	9,516.3	8,942.5	(4.4) <sup>4</sup>
Problem Loans / Gross Loans (%)	1.8	1.7	2.3	0.9	0.9	1.5 <sup>5</sup>
Tangible Common Equity / Risk Weighted Assets (%)	25.8	25.3	24.2	23.9	19.6	23.7 <sup>6</sup>
Problem Loans / (Tangible Common Equity + Loan Loss Reserve) (%)	7.6	8.0	10.7	10.3	11.6	9.6 <sup>5</sup>
Net Interest Margin (%)	0.0	0.1	0.1	0.2	0.2	0.1 <sup>5</sup>
PPI / Average RWA (%)	-1.9	-3.4	-1.3	-1.0	0.6	-1.4 <sup>6</sup>
Net Income / Tangible Assets (%)	-0.8	-0.9	-0.2	-0.2	0.3	-0.4 <sup>5</sup>
Cost / Income Ratio (%)	-183.9	-57.0	-551.5	932.6	60.3	40.1 <sup>5</sup>
Market Funds / Tangible Banking Assets (%)	84.5	88.0	70.8	89.3	89.5	84.4 <sup>5</sup>
Liquid Banking Assets / Tangible Banking Assets (%)	17.4	16.7	14.1	21.1	19.3	17.7 <sup>5</sup>
Gross Loans / Due to Customers (%)	397.5	830.7	727.0	1548.1	1109.5	922.6 <sup>5</sup>

[1] All figures and ratios are adjusted using Moody's standard adjustments. [2] Basel III - fully loaded or transitional phase-in; IFRS. [3] May include rounding differences because of the scale of reported amounts. [4] Compound annual growth rate (%) based on the periods for the latest accounting regime. [5] Simple average of periods for the latest accounting regime. [6] Simple average of Basel III periods.

Sources: Moody's Investors Service and company filings

## Profile

Dexia Credit Local (DCL) is Dexia group's sole operational entity and issuer. DCL is based in France, where it holds most of its assets. It has branches in Ireland and the US, along with a subsidiary in Italy, [Dexia Crediop S.p.A.](#) (Dexia Crediop, Baa3/Baa3 stable, b2<sup>1</sup>). Dexia group and DCL — historically active in public-sector financing — have been in runoff since year-end 2011. The Belgian and French states own 99.6% of the group<sup>2</sup>.

The entities were subject to an orderly resolution plan as of year-end 2011 following the European sovereign debt crisis, which had a major impact on Dexia group. Given the bank's size and to prevent any systemic risk, the wind-down process began in October 2011 and was eventually approved by the European Commission (EC) in December 2012. As a result, the group no longer has any commercial activity, and its main mission is now focused on fulfilling its contractual obligations and managing its balance sheet in runoff (mainly public sector and sovereign assets). Consequently, Dexia group and DCL's governance were unified and simplified in line with the bank's new remit.

Over the past 4 years, Dexia group sold Dexia Israel in 2018 and Dexia Kommunalbank Deutschland AG [DKD] in 2019, and closed its remaining branches abroad (Lisbon and Madrid). The transfer of the residual assets and liabilities held by the New York branch to the headquarters in France was completed in H1 2020. In November 2020 the withdrawal of the New York branch's banking license and transformation of the branch into a representative office was completed. In September 2020, Dexia group acquired Banco BPM SpA's and BPER Banca SpA's residual stakes in Dexia Crediop, making it a 100%-owned subsidiary. Dexia has not yet disclosed any information about the fate of this subsidiary.

The group's total assets was €114 billion at year-end 2020, down 5% from €120 billion at year-end 2019 and down 54% from €247 billion at year-end 2014.

Since 1 July 2020, Dexia group is no longer directly supervised by the European Central Bank (ECB) because it is a run-off entity. The group is now under the supervision of the French Autorité de Contrôle Prudentiel et de Résolution (ACPR) acting as the consolidating supervisor and the National Bank of Belgium (NBB); yet as a "Less Significant Institution" (LSI) the said supervision is undertaken under the framework set out by the ECB/Single Supervisory Mechanism (SSM).

## Detailed credit considerations

### Average asset quality remains good despite a deterioration, but concentration risk is high

Since the implementation of the orderly resolution of Dexia group and along with the disposal of its viable franchises, the group has been managing the remaining assets in runoff. These assets mainly comprise long-term exposures to the public sector, sovereigns, etc. the final amortisation of which will extend beyond 2030.

Since 2016, Dexia group has also been focusing on actively deleveraging its portfolio, in line with the management's strategy to accelerate the bank's downsizing. The pace of deleveraging slowed down in 2020 because of the outbreak of the coronavirus. The group's loan and bond portfolio nonetheless decreased by €9 billion to €41 billion during 2020, corresponding to 70% of the targeted asset reduction to be achieved by 2022 under the plan validated by the Board of Directors on 19 July 2019.<sup>3</sup>

The portfolio's average quality is good (91% of the group's total credit exposures were investment grade as of year-end 2020, of which 50% were rated A or above). However, single-name concentration is high, implying the risk of a significant impact on the group's capital in case of an impairment on a large exposure — all the more so since Dexia group has hardly any capacity to absorb credit losses with its recurring revenue. Dexia group has particularly high concentrations in the Italian and Spanish public sectors (see Exhibit 3). As of year-end 2020, its exposure to the Italian public sector and the Italian sovereign represented 122% and 149%, respectively, of its Common Equity Tier 1 (CET1) capital, and its exposure to the Spanish public sector represented 45% of its CET1 capital.

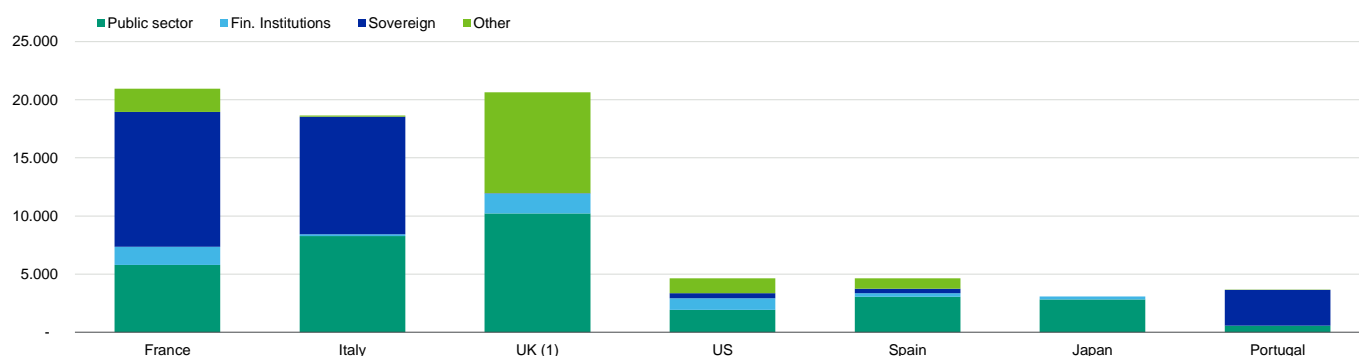
In 2020, the cost of risk increased significantly to €169 million (representing around 41 basis points (bps) of the group's loan and bond portfolio) from a net provision release of €265 million in full-year 2019. Out of the total loan loss provisions of 2020, €96 million were directly linked to the Covid-19 crisis,<sup>4</sup> and €51 million were collective provisions on Tunisia. Impaired assets amounted to €556 million (representing around 1.4% of the group's loan and bond portfolio) as of the end of 2020, 9.6% down from €615 million at year-end 2019. Despite the increase in the cost of risk in 2020, we believe that because of its focus on the public sector, Dexia group's assets has been and will remain more resilient in the current crisis than banks' loans to the private sector.

The Asset Risk score is adjusted four notches downwards to baa3 to factor in the high concentration risks and potential losses during the runoff.

Exhibit 3

### Concentration risk is high

Dexia group's credit exposures as of year-end 2020 (in € billion)



(1) Other exposures for the UK include €7 billion of corporate exposures mainly related to the public sector.

Source: Company data

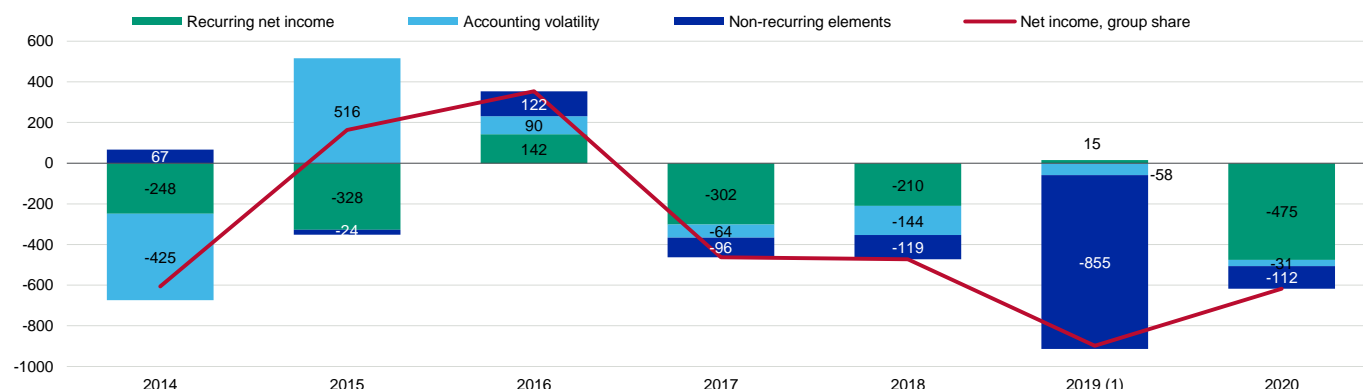
### Dexia group is structurally loss-making

Despite its low cost of funding, Dexia group's earnings generation capacity continues to decrease. The ongoing disposal of assets reduce its earnings base, while the decrease in operating costs remains slow (see Exhibit 5). Moreover, the bank incurs high cash collateral posting on derivatives, which are costly and still high regulatory costs. As a result, the group is structurally loss-making. Even in the absence of significant loan losses, we expect the group to continue posting further losses over the coming years.

Exhibit 4

**Dexia group is structurally loss-making**

In million €



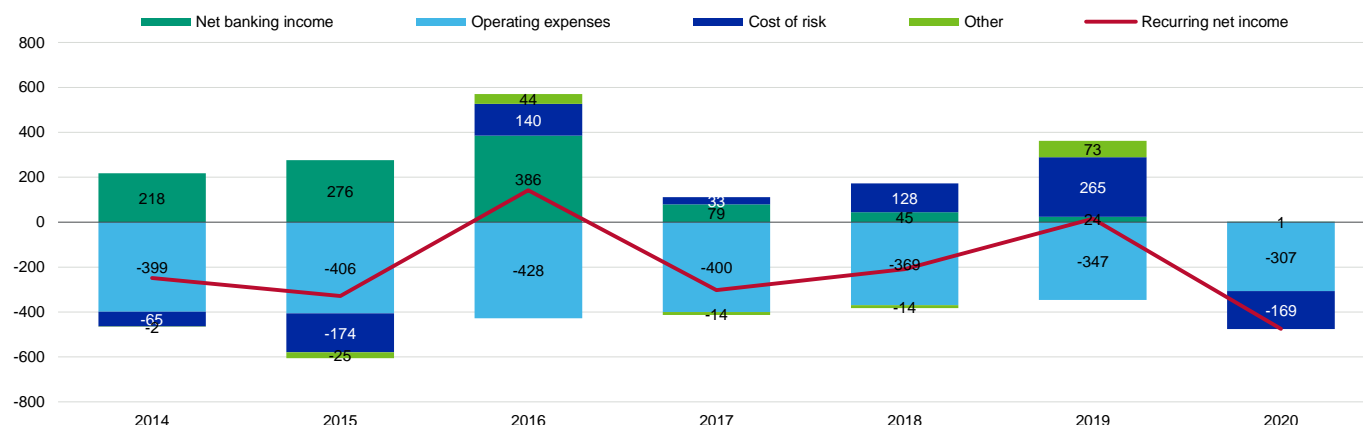
(1) Non-recurring items of 2019 included €403 million loss generated by asset disposals, €314 million negative impact of the reclassification of a portion of assets at amortised cost into the fair value category, and €115 million loss related to the sale of DKD.

Sources: Company data and Moody's Investors Service

Exhibit 5

**Dexia group is loss-making as a result of low asset margins, decreased revenue and increasing cost of risk**

Breakdown of recurring net income (in € million)



Source: Company data

Dexia group's earnings will remain very sensitive to changes in funding conditions especially because of the very thin margins on its assets. They will also remain sensitive to changes in interest rates. The lower the interest rates, the higher is the need to post cash collateral on derivatives (which is costly for the bank as the collateral has to be financed), and the income from the investment portfolio. Significant efforts have been deployed in 2020 to reduce the results' sensitivity to variation in market parameters by reducing the number of derivative operations and hedging basis risks. However extreme market volatility will continue to hurt financial results because adverse movements in market parameters (exchange rates and credit spreads) could result in unfavourable valuation adjustments of assets, liabilities and derivatives. Dexia group's net result will also depend on the magnitude of loan losses, which in turn will depend on the macroeconomic environment.

Starting from 1 January 2022, Dexia will also be subject to additional guarantee fees under the prolonged state-guaranteed funding scheme (please refer to the section on funding below for further details on state-guaranteed debt). While the "normal fees", which are paid monthly to the guarantors under the current scheme will continue to be applied at a low 5 basis points of outstanding debt, the new scheme will consist of a deferred fee system which will gradually increase from 5 basis points (in 2022) to 135 basis points (in 2027). The deferred fees will only become payable upon two conditions being met simultaneously, including (1) the liquidation of

DCL and (2) the withdrawal of its banking license. They will therefore not weigh on the group's liquidity during its run-off. However this deferred charge will nonetheless accrue in its income statement and will further deteriorate its results.

The pace of decline in operating costs will likely remain slow. Minimum investment is needed to maintain operating systems to be able to complete a runoff that will span more than 10 years. Regulatory costs, including the contribution to the Single Resolution Fund, also weigh heavily on its profitability, representing around 30% of the bank's total operating expenses. Dexia group has been taking measures to adapt its infrastructure to the runoff management of its assets while minimising operational risks. These measures include the outsourcing of the back-office and IT services to a third-party service provider (Cognizant), which also involved staff transfers to this company. These measures, together with the reduction of operations carried out outside the headquarters, will ultimately increase Dexia group's flexibility vis-a-vis its cost structure.

The assigned Profitability score of caa1 reflects our expectations that the group will continue to generate recurring losses over the outlook horizon.

### **Dexia might require further recapitalisation during its multiyear wind-down process**

Dexia group's total capital ratio was 28.5% as of year-end 2020, up from 27.2% as of year-end 2019 as a result of a €3.1 billion decrease in its risk-weighted assets to €24.2 billion while capital decreased by €0.5 billion to €6.9 billion. The ratio remains well above its Supervisory Review and Evaluation Process requirement of 11.25%.<sup>5</sup> The €3.1 billion decrease in risk-weighted assets primarily results from a decrease in market risk-related RWAs following the release of an add-on imposed by the ECB in 2019. The decrease in credit risk-related RWAs stemming from the decline in the asset portfolio was to a large extent offset by an increase induced by the transition to the standardised approach (from the IRB method used so far) for the valuation of its credit risk exposures. The switch to the standardised approach is aimed at reducing the impact of market volatility on the group's regulatory ratios.

Dexia group's ability to continue complying with its solvency requirements will hinge on the magnitude of future losses and on whether or not its risk-weighted assets would decrease sufficiently quickly to offset the effect of capital depletion. The aforementioned deferred fee mechanism will also likely accelerate Dexia group's regulatory capital depletion. Based on its projected financials and in the absence of a major shock triggering substantial credit losses or affecting the bank's funding capacity, however, we expect the group to maintain a regulatory capital ratio higher than the minimum requirements over the coming three to four years. Yet, because of the high sensitivity of the group's capital adequacy to its earnings generation capacity and credit costs, the predictability of which is limited, there remains a risk that Dexia group might need to be recapitalised again.

These elements are reflected in adjustments made to Dexia group's Capital score. The assigned Capital score of b2 is positioned 12 notches below the Macro-Adjusted score to reflect the expected progressive erosion of the capital base as the runoff process unfolds.

### **Funding during the runoff period will rely on state-guaranteed debt and secured funding**

Dexia funds the wind-down of its assets through state-guaranteed debt and secured funding and no longer relies on central bank funding. The guarantee is currently provided by the governments of Belgium, France and Luxembourg in the proportions of 51.4%, 45.6% and 3%, respectively. The scheme has a ceiling of €85 billion and allows it to tap the bond market until 31 December 2021. This provides the bank with reasonable room to absorb potential strain that may result from an increase in collateral posting needs on hedging derivatives or higher haircuts imposed in repo transactions. Individual issuances under the scheme have a maximum duration of 10 years.

As of year-end 2020, the outstanding balance of guaranteed debt amounted to €55 billion, down from €61 billion as of December 2019. Guaranteed debt currently represents around 80% of Dexia group's funding sources.

In September 2019, Dexia announced that the EC approved the prolongation of the guarantee by 10 years from 1 January 2022 onwards. The legal texts relating to the prolongation were further ratified by both the French and Belgian states in December 2020 and May 2021 respectively. The continuation of the guarantee is critical to securing Dexia's access to the capital markets and its orderly run-off (see issuer comment [Dexia Credit Local: Extension of state guarantee will preserve Dexia's access to funding during its run-off](#)).

Depending on market conditions and investors' appetite for government-guaranteed bonds (GGBs), Dexia group's access to the market could nevertheless prove more difficult than expected, which would compel it to rely on alternative measures, including resorting to the emergency liquidity assistance from the central banks (BNB and Banque de France), resulting in higher funding costs. The most

recent update of the business plan reflects surplus liquidity over the life of the plan, without recourse to the emergency liquidity assistance<sup>6</sup>. The state-guaranteed debt issued by Dexia group qualifies as a level 1 asset in the calculation of the liquidity coverage ratio, which supports financial institutions' appetite for GGBs and helps keep the average cost of state-guaranteed debt low. This mitigates the fact that Dexia group is still operating with relatively high funding gaps.

Besides guaranteed debt, Dexia group is still using secured funding as a cost-effective way to finance its assets, including transactions based on assets not eligible for central bank refinancing. Total secured funding amounted to around €12 billion in 2020 or 17% of total funding.

In line with the wind-down plan, which foresaw a progressive replacement of central bank funding by new state-guaranteed issuances, Dexia group has discontinued its recourse to ECB funding since year-end 2017. The termination from 31 December 2021 onwards of the access to the Eurosystem monetary operations by banks in wind-down<sup>7</sup> (outside recourse to emergency liquidity assistance) will therefore have limited implications for Dexia group's orderly wind-down process. Consequently, Dexia group could not participate in the TLTRO III launched by the ECB following the coronavirus outbreak.

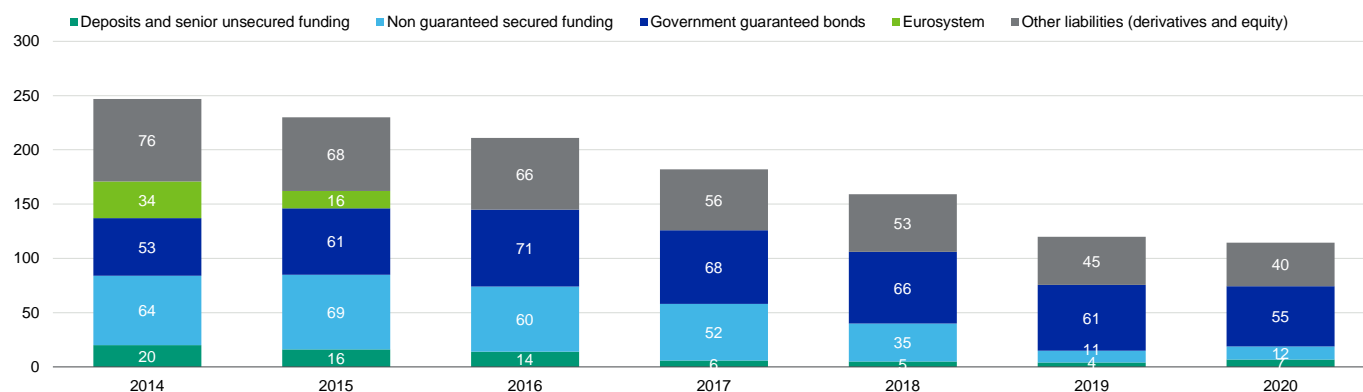
As of year-end 2020, the group's liquidity coverage ratio was 222% (versus 238% as of year-end 2019), and its liquidity reserve amounted to €18.5 billion, of which €9.9 billion were deposits with central banks (€19.4 billion as of the end of December 2019, of which €9.2 billion were with central banks).

These elements are reflected in our Combined Liquidity score. The Funding Structure score is adjusted upwards by nine notches to baa3 to account for the fact that a significant part of Dexia group's wholesale funding is State guaranteed hence less confidence sensitive. The Liquid Resources score is adjusted downwards by nine notches to caa3 to take into account the fact that a large portion of Dexia group's assets is encumbered to secure funding. These adjustments result in a b1 Combined Liquidity score.

Exhibit 6

#### Guaranteed debt represents around 80% of Dexia group's funding sources

Breakdown of Dexia group's liabilities (in € billion)



Source: Company data

#### A negative one-notch qualitative adjustment reflects the difficulties associated with the implementation of the wind-down of a large balance sheet

The financial profile of b1 reflects the current situation of Dexia group, as well as the challenges involved with a multiyear runoff. A one-notch negative adjustment is made under our "complexity and opacity" criterion to reflect the uncertainties and lack of visibility associated with the implementation of a long-term wind-down of a large balance sheet composed of long-dated and illiquid assets. This leads to a BCA and an Adjusted BCA of b2 for DCL.

#### Environmental, social and governance considerations

In terms of environmental considerations, Dexia group has a low exposure to Environmental risks, in line with our general view for the banking sector. See our [Environmental risk heat map](#) for further information. Environmental risks to banks are usually indirect, undertaken through financing clients' operations. Such risk exposure is usually unlikely to translate into a significant credit impact.



For social risks, we also place Dexia group in line with our general view for the banking sector, which indicates a moderate exposure to Social risks. See our [Social risk heat map](#) for further information. We also regard the coronavirus pandemic as a social risk under our ESG framework, given the substantial implications for public health and safety.

Corporate governance is highly relevant to all banks' creditworthiness. Governance risks are largely internally rather than externally driven. We do not have any particular concern about Dexia group's governance despite the complexities entailed with the joint ownership of DCL by two governments.

## Support and structural considerations

### Loss Given Failure (LGF) analysis

Should Dexia group need any additional support from public authorities, we believe this would not result in a resolution under the EU BRRD. Therefore, we assume that, in practice, Dexia group is out of the scope of the EU BRRD and, hence, we do not apply the Advanced LGF approach as used for banks subject to operational resolution regimes. Instead we apply the Basic LGF approach, which provides no uplift from the Adjusted BCA for DCL's senior debt and deposits.

The rating on preferred stocks of C(hyb) is six notches below the Adjusted BCA, as a result of the one-notch adjustment under our Basic LGF approach and five further notches, reflecting the fact that coupon payments and early redemption have been suspended on these securities, in accordance with the EC's decision in 2012.

### Government support considerations

If Dexia group were to require further external support, we believe the probability of additional support from the governments of Belgium and France would be very high. The current exposures of these governments to Dexia group via their equity investments and guarantees on funding are such that both have a strong interest in preventing the bank's default, either from (1) a liquidity perspective, as a default would render the States directly liable for maturing debts under the terms of their guarantee; or (2) a loss perspective, as losses would likely be greater in a liquidation process.

We assess a very high probability of government support for the senior unsecured creditors and junior depositors. This results in a five-notch uplift for DCL's senior unsecured debt rating and deposit rating to Baa3. Government support assumption is low for junior debts, resulting in no rating uplift.

### Counterparty Risk (CR) Assessment

#### DCL's CR Assessment is Baa3 (cr)/Prime-3 (cr)

The CR Assessment benefits from one notch of rating uplift under our Basic LGF approach and four notches of government support uplift based on a very high support assumption from the governments of France and Belgium. The CR Assessment is positioned at the same level as the bank's deposit and senior unsecured ratings because we consider that the operational liabilities of an entity already in resolution are unlikely to benefit from any additional protection compared with depositors and senior creditors.

### Counterparty Risk Ratings (CRRs)

#### DCL's CRRs are Baa3/Prime-3

The CRR benefits from one notch of rating uplift under our Basic LGF approach and four notches of government support uplift based on a very high support assumption from the governments of France and Belgium. The CRR is positioned at the same level as the bank's deposit and senior unsecured ratings as we consider that the CRR liabilities of an entity already in resolution are unlikely to benefit from any additional protection compared with depositors and senior creditors.

## Methodology and scorecard

### About Moody's Bank Scorecard

Our scorecard is designed to capture, express and explain in summary form our Rating Committee's judgement. When read in conjunction with our research, a fulsome presentation of our judgement is expressed. As a result, the output of our scorecard may materially differ from that suggested by raw data alone (though it has been calibrated to avoid the frequent need for strong divergence). The scorecard output and the individual scores are discussed in rating committees and may be adjusted up or down to reflect conditions specific to each rated entity.



## Rating methodology and scorecard factors

Exhibit 7

### Dexia Credit Local

Macro Factors						
Weighted Macro Profile		Strong	100%			
Factor	Historic Ratio	Initial Score	Expected Trend	Assigned Score	Key driver #1	Key driver #2
Solvency						
Asset Risk						
Problem Loans / Gross Loans	1.9%	a2	↔	baa3		
Capital						
Tangible Common Equity / Risk Weighted Assets (Basel III - transitional phase-in)	25.8%	aa2	↔	b2		
Profitability						
Net Income / Tangible Assets	-0.8%	caa1	↔	caa1		
Combined Solvency Score		a3		b1		
Liquidity						
Funding Structure						
Market Funds / Tangible Banking Assets	84.5%	caa3	↔	baa3		
Liquid Resources						
Liquid Banking Assets / Tangible Banking Assets	17.4%	baa3	↔	caa3		
Combined Liquidity Score		b2		b1		
Financial Profile				b1		
Qualitative Adjustments				Adjustment		
Business Diversification				0		
Opacity and Complexity				-1		
Corporate Behavior				0		
Total Qualitative Adjustments				-1		
Sovereign or Affiliate constraint				Aa2		
BCA Scorecard-indicated Outcome - Range				b1 - b3		
Assigned BCA				b2		
Affiliate Support notching				0		
Adjusted BCA				b2		

Balance Sheet is not applicable.

Debt Class	De Jure waterfall		De Facto waterfall		Notching		LGF Notching Guidance vs. Adjusted BCA	Assigned LGF notching	Additional Notching	Preliminary Rating Assessment
	Instrument volume + subordination	Sub- ordination	Instrument volume + subordination	Sub- ordination	De Jure	De Facto				
Counterparty Risk Rating	-	-	-	-	-	-	-	1	0	b1
Counterparty Risk Assessment	-	-	-	-	-	-	-	1	0	b1 (cr)
Deposits	-	-	-	-	-	-	-	0	0	b2
Senior unsecured bank debt	-	-	-	-	-	-	-	0	0	b2
Non-cumulative bank preference shares	-	-	-	-	-	-	-	-1	-5	c

Instrument Class	Loss Given Failure notching	Additional notching	Preliminary Rating Assessment	Government Support notching	Local Currency Rating	Foreign Currency Rating
Counterparty Risk Rating	1	0	b1	4	Baa3	Baa3
Counterparty Risk Assessment	1	0	b1 (cr)	4	Baa3(cr)	
Deposits	0	0	b2	5	Baa3	Baa3
Senior unsecured bank debt	0	0	b2	5	Baa3	
Non-cumulative bank preference shares	-1	-5	c	0	C (hyb)	

[1] Where dashes are shown for a particular factor (or sub-factor), the score is based on non-public information.

Source: Moody's Investors Service

## Ratings

Exhibit 8

Category	Moody's Rating
<b>DEXIA CREDIT LOCAL</b>	
Outlook	Stable
Counterparty Risk Rating	Baa3/P-3
Bank Deposits	Baa3/P-3
Baseline Credit Assessment	b2
Adjusted Baseline Credit Assessment	b2
Counterparty Risk Assessment	Baa3(cr)/P-3(cr)
Issuer Rating	Baa3
Senior Unsecured -Dom Curr	Baa3
Pref. Stock Non-cumulative -Dom Curr	C (hyb)
Bkd Commercial Paper	P-1
<b>DEXIA CREDIT LOCAL, NEW YORK BRANCH</b>	
Outlook	Stable
Counterparty Risk Rating	Baa3/P-3
Bank Deposits	Baa3/P-3
Counterparty Risk Assessment	Baa3(cr)/P-3(cr)
Bkd Commercial Paper	P-1
<b>DEXIA CREDIOP S.P.A.</b>	
Outlook	Stable
Counterparty Risk Rating	Baa3/P-3
Bank Deposits	Baa3/P-3
Baseline Credit Assessment	b2
Adjusted Baseline Credit Assessment	b2
Counterparty Risk Assessment	Baa3(cr)/P-3(cr)
Senior Unsecured -Dom Curr	Baa3

Source: Moody's Investors Service

## Endnotes

- [1](#) The ratings shown are Dexia Crediop S.p.A.'s deposit rating, senior unsecured debt rating and BCA.
- [2](#) Following the capital injection of €5.5 billion in 2012 (and the subsequent issuance of preference shares), Belgium and France owned 94.4% of Dexia. As of year-end 2017, the conversion of the preference shares into ordinary shares was approved by the EU and the shareholders. After this conversion, Belgium and France hold 52.8% and 46.8% of Dexia, respectively.
- [3](#) In 2019, the portfolio had declined by €31 billion, which included €14 billion sale of loans and bonds and €14 billion decrease due to the disposal of DKD.
- [4](#) The bulk of the amount was due to the update of the macroeconomic scenarios used for the assessment of expected credit losses under IFRS 9, and, to a lesser extent, the classification into stage 2 of all counterparties that are likely to be weakened by the current crisis.
- [5](#) The 11.25% requirement includes Pillar 1 requirement (8%) and Pillar 2 requirement (3.25%). The 2.5% capital conservation buffer and 0.5% counter cyclical buffer have been suspended in the regulators in the context of the Covid-19 crisis.
- [6](#) The emergency liquid assistance (ELA) is a short-term facility extended by national central banks (Belgian and French) at their own risk to solvent banks. As per the ECB Agreement on ELA, the approval of the ECB governing council is required for ELA operations amounting to more than €2 billion because it is deemed to potentially interfere with the single monetary policy of the Eurosystem.
- [7](#) This was announced by the ECB in July 2017.

© 2021 Moody's Corporation, Moody's Investors Service, Inc., Moody's Analytics, Inc. and/or their licensors and affiliates (collectively, "MOODY'S"). All rights reserved.

CREDIT RATINGS ISSUED BY MOODY'S CREDIT RATINGS AFFILIATES ARE THEIR CURRENT OPINIONS OF THE RELATIVE FUTURE CREDIT RISK OF ENTITIES, CREDIT COMMITMENTS, OR DEBT OR DEBT-LIKE SECURITIES, AND MATERIALS, PRODUCTS, SERVICES AND INFORMATION PUBLISHED BY MOODY'S (COLLECTIVELY, "PUBLICATIONS") MAY INCLUDE SUCH CURRENT OPINIONS. MOODY'S DEFINES CREDIT RISK AS THE RISK THAT AN ENTITY MAY NOT MEET ITS CONTRACTUAL FINANCIAL OBLIGATIONS AS THEY COME DUE AND ANY ESTIMATED FINANCIAL LOSS IN THE EVENT OF DEFAULT OR IMPAIRMENT. SEE APPLICABLE MOODY'S RATING SYMBOLS AND DEFINITIONS PUBLISHED BY MOODY'S ANALYTICS, INC. AND/OR ITS AFFILIATES. MOODY'S CREDIT RATINGS, ASSESSMENTS, OTHER OPINIONS AND PUBLICATIONS DO NOT ADDRESS ANY OTHER RISK, INCLUDING BUT NOT LIMITED TO: LIQUIDITY RISK, MARKET VALUE RISK, OR PRICE VOLATILITY. CREDIT RATINGS, NON-CREDIT ASSESSMENTS ("ASSESSMENTS"), AND OTHER OPINIONS INCLUDED IN MOODY'S PUBLICATIONS ARE NOT STATEMENTS OF CURRENT OR HISTORICAL FACT. MOODY'S PUBLICATIONS MAY ALSO INCLUDE QUANTITATIVE MODEL-BASED ESTIMATES OF CREDIT RISK AND RELATED OPINIONS OR COMMENTARY PUBLISHED BY MOODY'S ANALYTICS, INC. AND/OR ITS AFFILIATES. MOODY'S CREDIT RATINGS, ASSESSMENTS, OTHER OPINIONS AND PUBLICATIONS DO NOT CONSTITUTE OR PROVIDE INVESTMENT OR FINANCIAL ADVICE, AND MOODY'S CREDIT RATINGS, ASSESSMENTS, OTHER OPINIONS AND PUBLICATIONS ARE NOT AND DO NOT PROVIDE RECOMMENDATIONS TO PURCHASE, SELL, OR HOLD PARTICULAR SECURITIES. MOODY'S CREDIT RATINGS, ASSESSMENTS, OTHER OPINIONS AND PUBLICATIONS DO NOT COMMENT ON THE SUITABILITY OF AN INVESTMENT FOR ANY PARTICULAR INVESTOR. MOODY'S ISSUES ITS CREDIT RATINGS, ASSESSMENTS AND OTHER OPINIONS AND PUBLISHES ITS PUBLICATIONS WITH THE EXPECTATION AND UNDERSTANDING THAT EACH INVESTOR WILL, WITH DUE CARE, MAKE ITS OWN STUDY AND EVALUATION OF EACH SECURITY THAT IS UNDER CONSIDERATION FOR PURCHASE, HOLDING, OR SALE.

MOODY'S CREDIT RATINGS, ASSESSMENTS, OTHER OPINIONS, AND PUBLICATIONS ARE NOT INTENDED FOR USE BY RETAIL INVESTORS AND IT WOULD BE RECKLESS AND INAPPROPRIATE FOR RETAIL INVESTORS TO USE MOODY'S CREDIT RATINGS, ASSESSMENTS, OTHER OPINIONS OR PUBLICATIONS WHEN MAKING AN INVESTMENT DECISION. IF IN DOUBT YOU SHOULD CONTACT YOUR FINANCIAL OR OTHER PROFESSIONAL ADVISER.

ALL INFORMATION CONTAINED HEREIN IS PROTECTED BY LAW, INCLUDING BUT NOT LIMITED TO, COPYRIGHT LAW, AND NONE OF SUCH INFORMATION MAY BE COPIED OR OTHERWISE REPRODUCED, REPACKAGED, FURTHER TRANSMITTED, TRANSFERRED, DISSEMINATED, REDISTRIBUTED OR RESOLD, OR STORED FOR SUBSEQUENT USE FOR ANY SUCH PURPOSE, IN WHOLE OR IN PART, IN ANY FORM OR MANNER OR BY ANY MEANS WHATSOEVER, BY ANY PERSON WITHOUT MOODY'S PRIOR WRITTEN CONSENT.

MOODY'S CREDIT RATINGS, ASSESSMENTS, OTHER OPINIONS AND PUBLICATIONS ARE NOT INTENDED FOR USE BY ANY PERSON AS A BENCHMARK AS THAT TERM IS DEFINED FOR REGULATORY PURPOSES AND MUST NOT BE USED IN ANY WAY THAT COULD RESULT IN THEM BEING CONSIDERED A BENCHMARK.

All information contained herein is obtained by MOODY'S from sources believed by it to be accurate and reliable. Because of the possibility of human or mechanical error as well as other factors, however, all information contained herein is provided "AS IS" without warranty of any kind. MOODY'S adopts all necessary measures so that the information it uses in assigning a credit rating is of sufficient quality and from sources MOODY'S considers to be reliable including, when appropriate, independent third-party sources. However, MOODY'S is not an auditor and cannot in every instance independently verify or validate information received in the rating process or in preparing its Publications.

To the extent permitted by law, MOODY'S and its directors, officers, employees, agents, representatives, licensors and suppliers disclaim liability to any person or entity for any indirect, special, consequential, or incidental losses or damages whatsoever arising from or in connection with the information contained herein or the use of or inability to use any such information, even if MOODY'S or any of its directors, officers, employees, agents, representatives, licensors or suppliers is advised in advance of the possibility of such losses or damages, including but not limited to: (a) any loss of present or prospective profits or (b) any loss or damage arising where the relevant financial instrument is not the subject of a particular credit rating assigned by MOODY'S.

To the extent permitted by law, MOODY'S and its directors, officers, employees, agents, representatives, licensors and suppliers disclaim liability for any direct or compensatory losses or damages caused to any person or entity, including but not limited to by any negligence (but excluding fraud, willful misconduct or any other type of liability that, for the avoidance of doubt, by law cannot be excluded) on the part of, or any contingency within or beyond the control of, MOODY'S or any of its directors, officers, employees, agents, representatives, licensors or suppliers, arising from or in connection with the information contained herein or the use of or inability to use any such information.

NO WARRANTY, EXPRESS OR IMPLIED, AS TO THE ACCURACY, TIMELINESS, COMPLETENESS, MERCHANTABILITY OR FITNESS FOR ANY PARTICULAR PURPOSE OF ANY CREDIT RATING, ASSESSMENT, OTHER OPINION OR INFORMATION IS GIVEN OR MADE BY MOODY'S IN ANY FORM OR MANNER WHATSOEVER.

Moody's Investors Service, Inc., a wholly-owned credit rating agency subsidiary of Moody's Corporation ("MCO"), hereby discloses that most issuers of debt securities (including corporate and municipal bonds, debentures, notes and commercial paper) and preferred stock rated by Moody's Investors Service, Inc. have, prior to assignment of any credit rating, agreed to pay to Moody's Investors Service, Inc. for credit ratings opinions and services rendered by it fees ranging from \$1,000 to approximately \$5,000,000. MCO and Moody's Investors Service also maintain policies and procedures to address the independence of Moody's Investors Service credit ratings and credit rating processes. Information regarding certain affiliations that may exist between directors of MCO and rated entities, and between entities who hold credit ratings from Moody's Investors Service and have also publicly reported to the SEC an ownership interest in MCO of more than 5%, is posted annually at [www.moody.com](http://www.moody.com) under the heading "Investor Relations — Corporate Governance — Director and Shareholder Affiliation Policy."

Additional terms for Australia only: Any publication into Australia of this document is pursuant to the Australian Financial Services License of MOODY'S affiliate, Moody's Investors Service Pty Limited ABN 61 003 399 657 AFSL 336969 and/or Moody's Analytics Australia Pty Ltd ABN 94 105 136 972 AFSL 383569 (as applicable). This document is intended to be provided only to "wholesale clients" within the meaning of section 761G of the Corporations Act 2001. By continuing to access this document from within Australia, you represent to MOODY'S that you are, or are accessing the document as a representative of, a "wholesale client" and that neither you nor the entity you represent will directly or indirectly disseminate this document or its contents to "retail clients" within the meaning of section 761G of the Corporations Act 2001. MOODY'S credit rating is an opinion as to the creditworthiness of a debt obligation of the issuer, not on the equity securities of the issuer or any form of security that is available to retail investors.

Additional terms for Japan only: Moody's Japan K.K. ("MJKK") is a wholly-owned credit rating agency subsidiary of Moody's Group Japan G.K., which is wholly-owned by Moody's Overseas Holdings Inc., a wholly-owned subsidiary of MCO. Moody's SF Japan K.K. ("MSFJ") is a wholly-owned credit rating agency subsidiary of MJKK. MSFJ is not a Nationally Recognized Statistical Rating Organization ("NRSRO"). Therefore, credit ratings assigned by MSFJ are Non-NRSRO Credit Ratings. Non-NRSRO Credit Ratings are assigned by an entity that is not a NRSRO and, consequently, the rated obligation will not qualify for certain types of treatment under U.S. laws. MJKK and MSFJ are credit rating agencies registered with the Japan Financial Services Agency and their registration numbers are FSA Commissioner (Ratings) No. 2 and 3 respectively.

MJKK or MSFJ (as applicable) hereby disclose that most issuers of debt securities (including corporate and municipal bonds, debentures, notes and commercial paper) and preferred stock rated by MJKK or MSFJ (as applicable) have, prior to assignment of any credit rating, agreed to pay to MJKK or MSFJ (as applicable) for credit ratings opinions and services rendered by it fees ranging from JPY125,000 to approximately JPY550,000,000.

MJKK and MSFJ also maintain policies and procedures to address Japanese regulatory requirements.

## CLIENT SERVICES

Americas	1-212-553-1653
Asia Pacific	852-3551-3077
Japan	81-3-5408-4100
EMEA	44-20-7772-5454