

Dexia Crédit Local

Issuer with an Explicit State Funding Guarantee

Fixed Income Investor Presentation

January 2020



DEXIA

Fixed Income Investor Presentation

Disclaimer

- This presentation is confidential and is being provided to you solely for your information and may not be reproduced, retransmitted, forwarded, further distributed to any other person or published, in whole or in part, by any medium or in any form for any purpose and in particular, may not be forwarded to any U.S. person (as defined in the U.S. Securities Act of 1933, as amended (the "Securities Act")) or to any U.S. address or to any person and/or in any jurisdiction in which it would be unlawful to do so. Any forwarding, distribution or reproduction of this document in whole or in part is not authorized. Failure to comply with such limitations may result in a violation of the Securities Act or the applicable laws of other jurisdictions.
- Nothing in this presentation constitutes an offer of securities for sale in the United States or in any other jurisdiction where it is unlawful to do so.
- This investor presentation is for distribution only to persons who (i) are outside the United Kingdom, (ii) have professional experience in matters relating to investments falling within article 19(5) of the Financial Services and Markets Act 2000 (Financial Promotion) Order 2005 (the "Order"), (iii) are persons falling within Article 49(2)(a) to (e) ("high net worth companies, unincorporated associations etc") of the Order or (iv) are qualified investors (*investisseurs qualifiés*) as defined in Article L411-2 of the French Monetary and Financial Code (*code monétaire et financier*), (v) who are both (a) investment professionals falling within section 31a (2) of the German Securities Trading Act (*Wertpapierhandelsgesetz*) and (b) qualified investors within section 2 no. 6 of the German Securities Prospectus Act, or (vi) qualify as both (a) "professional investors" under the Finnish Investment Funds Act 48/1999 and as (b) "qualified investors" under the Finnish Securities Markets Act 746/2012 (all such persons together being referred to as "relevant persons"). This investor presentation is directed only at relevant persons and must not be acted on relied on by persons who are not relevant persons.
- This presentation includes expectations and/or forward-looking statements and assumptions related to the possible evolution of the business environment. By their very nature, statements contained in this document involve inherent risks and uncertainties, both general and specific, and risks exist that predictions, forecasts, projections and other forward-looking statements will not be achieved. We caution readers not to place undue reliance on these statements as a number of important factors could cause our actual results to differ materially from the beliefs, plans, objectives, expectations, anticipations, estimates and intentions expressed in such statements. Such important factors include, but are not limited to, general economic conditions, general competitive factors, changes in the availability or costs of liquidity, general market conditions, changes in laws and regulations (including accounting principles), changes in the policies of regulatory authorities, changes in interest rates and/or exchange rates. In any event, forward-looking statements made herein speak only as to the date on which they are made, and Dexia does not undertake any obligation to update or revise such statements as a result of new information, future events or otherwise.
- This presentation contains unaudited figures. It also contains financial information of the Dexia SA Group. This financial information is not directly comparable with the financial information of the Dexia Credit Local Group. Apart from in relation to Dexia Credit Local itself, investors will not have any direct claims on the cash flows or assets of the Dexia SA Group and, apart from the Dexia Credit Local Group, members of the Dexia SA Group have no obligation, contingent or otherwise, to pay amounts due under the Notes or to make funds available to Dexia Credit Local for these payments.

Fixed Income Investor Presentation

Agenda

Section 1	Group Profile & State Funding Guarantee
-----------	---

Section 2	Update on the resolution
-----------	--------------------------

Section 3	Funding & Liquidity
-----------	---------------------

Dexia Group Profile & State Funding Guarantee

1. Overview of a Group in Orderly Resolution
2. ... with an explicit State Funding Guarantee
3. Pursuing the resolution beyond 2021

Dexia Group Profile

Overview of a Group in Orderly Resolution

Dexia SA

99.6% State-owned banking institution in orderly resolution

Status

- Formerly active in financing European public local sector
- Since 2012, a group in orderly resolution, as approved by the European Commission
- Direct supervision by the European Central Bank within the framework of the Single Supervisory Mechanism since 4 November 2014
- 99.6% State-owned (Belgium: 52.78%, France: 46.81%)
- Fully owns [Dexia Crédit Local](#), Group's operating entity and State guaranteed issuer

Mandate

- To manage the balance sheet wind-down in order to preserve the financial interests of the shareholders and the State guarantors; 3 strategic objectives over the resolution period:
 - Secure group's liquidity at all times
 - Ensure operational continuity
 - Preserve capital and observe regulatory requirements

100%

Dexia Crédit Local

- Group's Issuing entity and main operating entity
- Located in France
- Perimeter converging to the one of Dexia SA, with a total consolidated balance sheet of EUR 135 billion at the end of June 2019; >99% of the group's assets held by Dexia Crédit Local
- Simplified and unified governance with Dexia SA; members of Management Board and Board of Directors of Dexia SA being members of those of Dexia Crédit Local

Dexia Group Profile

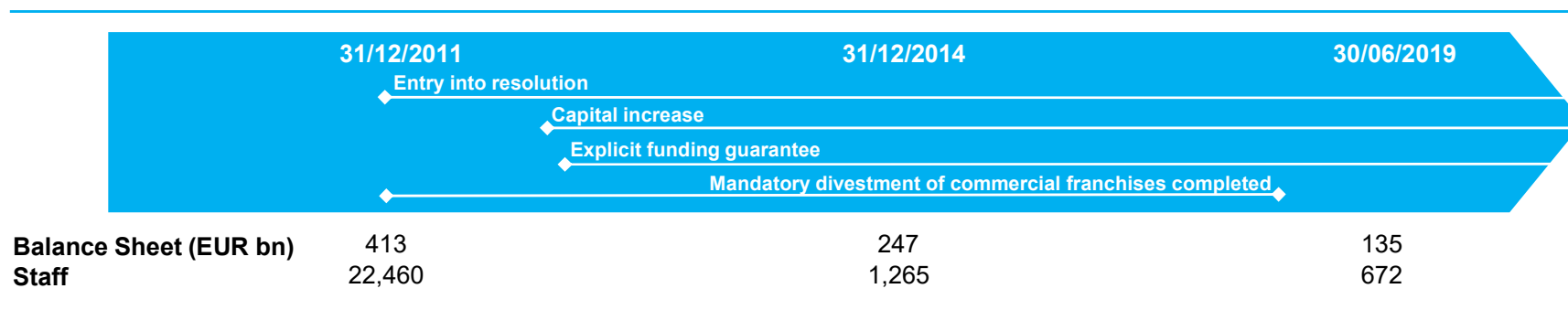
Overview of a Group in Orderly Resolution

Dexia Revised Orderly Resolution Plan, approved by the European Commission on 28 Dec. 2012

- Dexia revised orderly resolution plan setting the base of the orderly run-down of the Group's activities
- In essence, plan calling for the disposal of identified commercial franchises and the management in run-off of other franchises without new commercial production, with a limited number of exceptions
- Support provided by the Belgian, French and Luxembourg States to allow the Group's orderly resolution in the long run

State Support under the form of

- A EUR 5.5 billion capital increase subscribed by the Belgian and French States on 31 Dec. 2012
- An explicit funding guarantee granted by the Belgian, French and Luxembourg States on 24 Jan. 2013



Dexia Group Profile

... with an explicit State Funding Guarantee

Explicit funding guarantee granted by the Belgian, French and Luxembourg States on 24 Jan. 2013

Features of the 2013 Guarantee¹

- Explicit State guarantee² granted to Dexia Crédit Local and DCL New York Branch
- Ceiling of EUR 85 billion in principal³; interests and incidental amounts due are guaranteed beyond this limit
- Shared 51.41% Belgium (AA / Aa3 / AA-), 45.59% France (AA / Aa2 / AA), 3.00% Luxembourg (AAA / Aaa / AAA)
- Several, not joint, first demand, unconditional, irrevocable
- 2013 State guarantee rated AA / Aa3 / AA- and A-1+ / P- 1 / F1+⁴

Framework

- Effective as of 24 January 2013; replaces the 2011 Guarantee
- Maximum maturity of 10 years for securities issued under the guarantee and extended issuance period till 31 December 2021
- In agreement with the European Commission, fees paid on the outstanding guaranteed under the 2013 scheme set at 5 bps
- Confirmation of 0% RW for State Guaranteed debt by National Bank of Belgium and French banking supervisor (ACPR)
- Eligible as HQLA level 1 under the EU Delegated Act on the Liquidity Coverage Ratio

Jurisdiction

- Guarantee governed by Belgian Law
- **European Commission:** 28 December 2012
- **Belgium:** Royal Decree of 18 October 2011 granting the State's guarantee for certain commitments of Dexia Crédit Local SA, as amended by the Royal Decree of 19 December 2012 and ratified by the Law of 17 June 2013
- **France:** article 4 of the finance law n° 2011-1416 of 2 November 2011, as amended by the finance law for 2012 of 29 December 2012
- **Luxembourg:** law of 16 December 2011

(1) Further details on the Guarantee's mechanism available in the Appendices of this document

(2) 2013 funding guarantee agreement available on www.dexia.com/EN/shareholder_investor/dexia_debt/2013_state_guarantee/Documents/garantie_2013_EN.pdf

(3) Guaranteed obligations denominated in foreign currencies are converted into their euro equivalent amount on the date any new eligible financings are issued or entered into

(4) Rating reports: S&P (22/06/2018 and 17/07/2018), Moody's (17/04/2018 and 26/11/2018) and Fitch (04/01/2017 and 09/01/2018)

Prolongation of Dexia's senior
debt State guarantee

- **Approved by the European Commission** on 27 September 2019
- **Prolongation of the funding guarantee** for a period of 10 years from 1 January 2022
- **Guarantee ceiling:** EUR 75 billion
- **Two States guarantor:** Belgium (53%) and France (47%)
- **Respecting the principle of burden sharing:** set up of a conditional deferred fee

Update on the resolution

1. Recent Developments
2. Balance Sheet
3. Solvency
4. Portfolio Breakdown and Asset Quality

Recent developments

Transformation of the group and reduction of the portfolio

Simplification of the international network

- Finalisation of the sale of **Dexia Kommunalbank Deutschland** to Helaba
- Closure of the **Dexia branch in Madrid**
- Transformation of the **Dexia branch in New York** into a representative office

Transformation of Dexia Crédit Local in New York

- **Transfer of the asset portfolios and derivatives** to Dexia Crédit Local in Paris (October 2019)
- **Transformation of the entity into a representative office** in the 1st half year 2020

Recent developments

Transformation of the group and reduction of the portfolio

Approval of two additional asset sales programmes

- **Specific programme dedicated to the sale of US assets** aimed at reducing the operational risk linked to the transformation of DCL New York, considering current favourable market conditions
- Approval of a **second asset sales programme**
 - Context of evolution and strengthening of regulatory requirements applicable to the Group
 - Objective of reducing market risk, including liquidity risk, whilst maintaining solvency

Reduction of balance sheet and risks

- **Total Balance sheet down by 15%** to EUR 134.6 bn of which EUR -24 bn due to the deconsolidation of DKD
- **Asset portfolios decreased by EUR 5.8 bn** as at 30 June 2019 (other than the sale of DKD)
 - EUR 3.8 bn of assets sold, of which EUR 2.4 bn US assets
 - EUR 2 bn of natural amortisation and early repayments

Continued downsizing of the asset portfolios

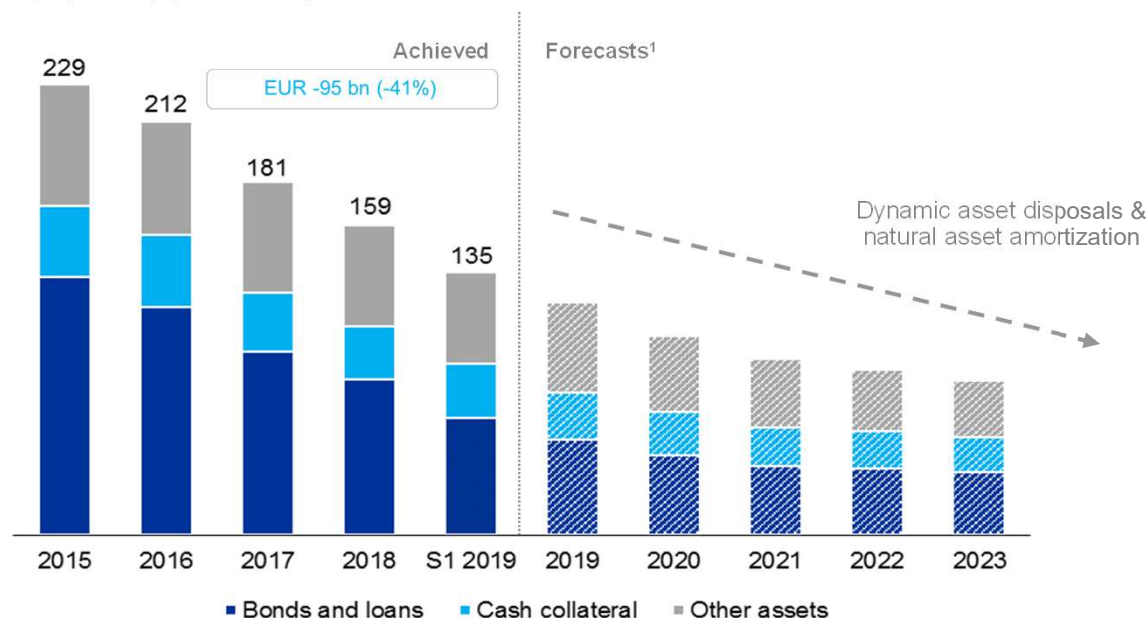
- **Asset portfolio EUR 54 bn** as at 10 October 2019 (EUR -26 bn since the end of 2018*)
 - EUR 8.9 bn of assets sold and early redemption, of which EUR 5.6 bn US assets
 - Early redemption of almost all of the groups exposure to the Chicago Board of Education in Septembre 2019

Dexia Crédit Local, Issuer of the Dexia Group

Balance Sheet

Indicative¹ Run Off Balance Sheet

For illustration purpose only (in EUR billion)



- Sensitivity to **exogenous factors**, as the amount of cash collateral posted and fair value items may be impacted by interest rate and exchange rate movements
- **Accelerated balance sheet reduction** through **two additional asset sales programmes**, considering current favorable market conditions
 - **Specific programme** dedicated to the sale of US assets aimed at reducing the operational risk linked to the transformation of DCL New York
 - **Second asset sales programme** in a context of strengthened regulatory environment, aiming at reducing market risk, including liquidity risk, whilst protecting solvency
- **No numerical targets** set by the European Commission in terms of asset disposal; deleveraging mainly driven by asset value optimization

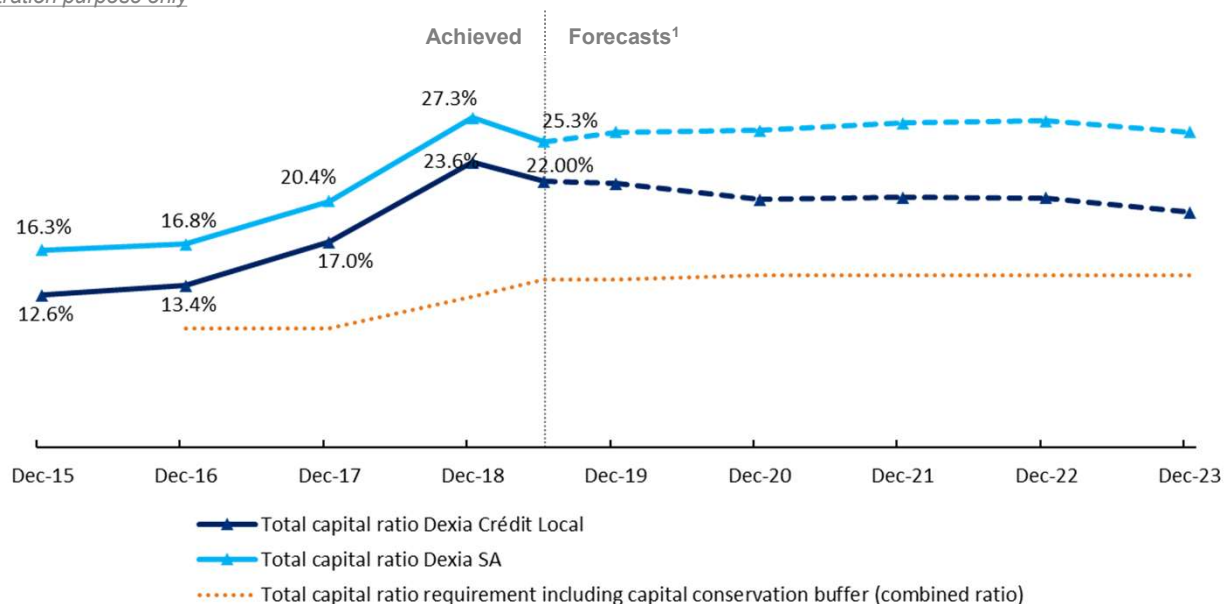
(1) Targeted figures as determined in the business plan of November 2012 (updated in December 2019) underlying the Orderly Resolution Plan approved by the European Commission

Dexia Crédit Local, Issuer of the Dexia Group

Solvency

Total capital ratio

For illustration purpose only



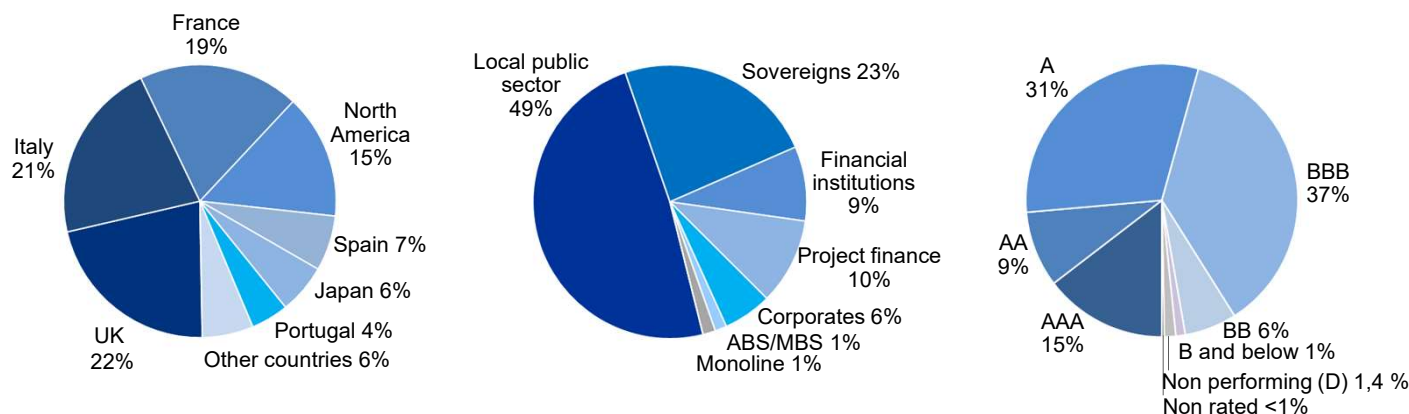
- **Capital measures** undertaken since 2016 aiming at enhancing capital ratios
- Positive **impact of IFRS 9** first time application of EUR ~2.7 bn on regulatory capital in 2018 (~500 bps on solvency ratios)
- As from 2020, projections highly sensitive to assumptions on the regulatory and accounting framework
- **Protecting solvency** in targeting **neutral solvency impact** on asset sales
- No impact in terms of distribution of breach of the combined ratio (SREP requirement) including the capital conservation buffer, given the EC distribution restrictions already applying to the group in the frame the Orderly Resolution Plan, for burden sharing purposes

(1) Projections at year-end as determined in the business plan of November 2012 (updated in December 2019) underlying the Orderly Resolution Plan approved by the European Commission

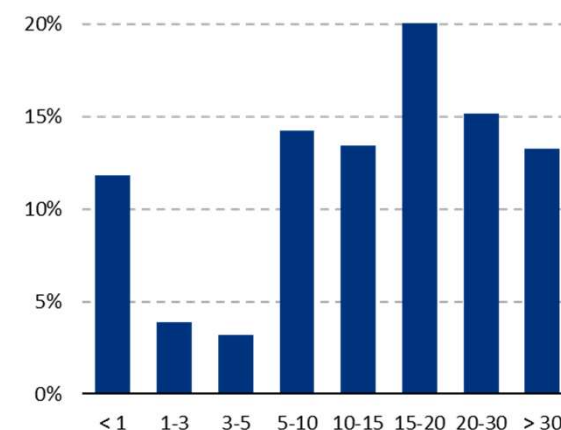
Dexia Crédit Local, Issuer of the Dexia Group

Portfolio Breakdown and Asset Quality

Portfolio¹ distribution



Maturity breakdown



Key portfolio figures

Number of exposures	11,713
Number of debtors	3,950
Commitments (EAD ²)	EUR 98.4 billion
o/w Loans	EUR 42.7 billion
o/w Bonds	EUR 48.1 billion

Scope: Dexia Crédit Local, as at 30 June 2019

- Portfolio reflecting Dexia's previous positioning as a former leader in public financing
- Good asset quality overall: ~90% assets within the investment grade range
- Low cost of risk: limited amount of non performing loans
- Portfolio characterized by long-termed loans to the local public sector (~67% with a maturity above 10 years)
- Significant concentration on specific sectors and counterparts
- Active de-risking policy

(1) Including deposits with Central Banks (positive liquidity position of EUR 16.1 bn as at 30 June 2019, of which 45% in the form of deposits with central banks)

(2) The Exposure at Default (EAD) corresponds to the best estimate of credit risk exposure at default for a counterparty. The EAD for a counterparty corresponds to the (i) balance sheet assets' accounting book value gross of impairments, (ii) derivatives' mark-to-market plus regulatory add-ons and (iii) off-balance sheet items' nominal amounts times a Credit Conversion Factor.

Funding & Liquidity

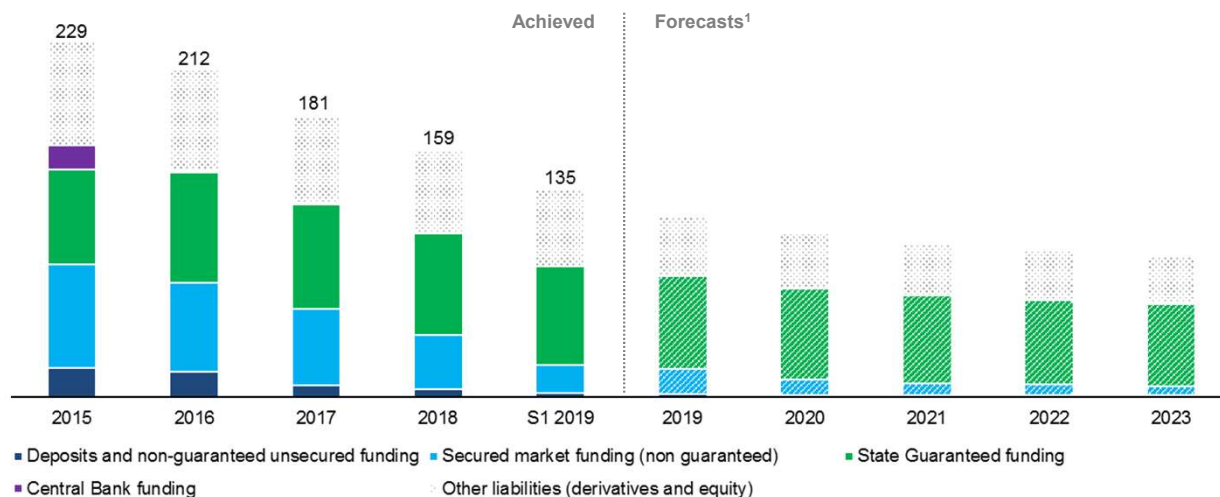
1. Targeted Funding Profile
2. Funding Tool Box
3. Focus on State Guaranteed Issuance
4. State Guaranteed Bonds Secondary Market Levels

Funding & Liquidity

Targeted Funding Profile

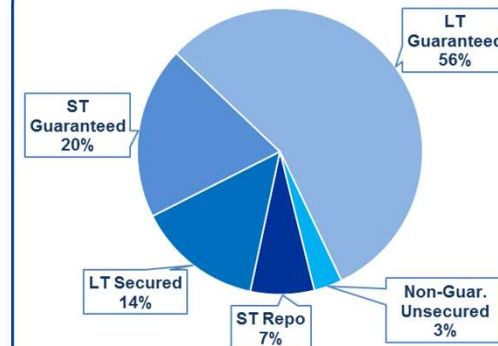
Indicative¹ Consolidated Funding Mix

For illustration purpose only



- Balanced mix between long and short-term funding allows for a sustainable, flexible and cost-efficient refinancing structure
- Increasing share of State Guaranteed funding with a mix converging towards:
 - ~85 % of State guaranteed funding
 - ~15 % of non-guaranteed secured and unsecured market funding
- No reliance on ECB funding:
 - No recourse since end 2017
 - No longer eligible to ECB funding² as from 01/01/2022, access remaining available up to EUR 5.2bn until 31/12/2021

Funding Mix³



- State Guaranteed** funding raised under the State guarantee scheme
- Secured market** funding (non guaranteed) - repo transactions and specific secured mechanisms
- Non-guaranteed unsecured** funding (mostly residual funding raised before 2011)

(1) Figures determined in the business plan of November 2012 (updated in December 2019) underlying the Orderly Resolution Plan approved by the European Commission

(2) Please refer to press release dated 21/07/2017, available on www.dexia.com

(3) As of 30/06/2019

Funding & Liquidity

Funding Tool Box

	State guaranteed funding		Non guaranteed
	Money market	Debt capital markets	Repo market
Maturity	Up to 1 year	1 to 10 years	Up to 1 year
Format	Commercial Papers	Bonds	Bilateral and Triparty Repo
Currencies	EUR, USD, GBP, CHF, CAD, JPY		Mainly EUR
Issuer	Dexia Crédit Local	Dexia Crédit Local	Dexia Crédit Local
Documentation	ECP USCP NEU CP	EMTN USMTN	GMRA
Yearly targeted volumes	EUR 12.5bn Regular issuance to maintain an average outstanding of EUR 12.5bn in 2020	EUR 4.5bn Annual funding program for 2020	EUR 3bn Regular activity to maintain an average of EUR 3bn in 2020

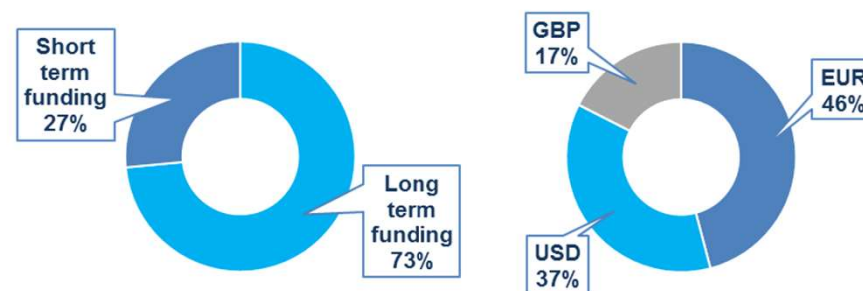
Funding & Liquidity

State Guarantee Issuance

Key pillar of the funding mix

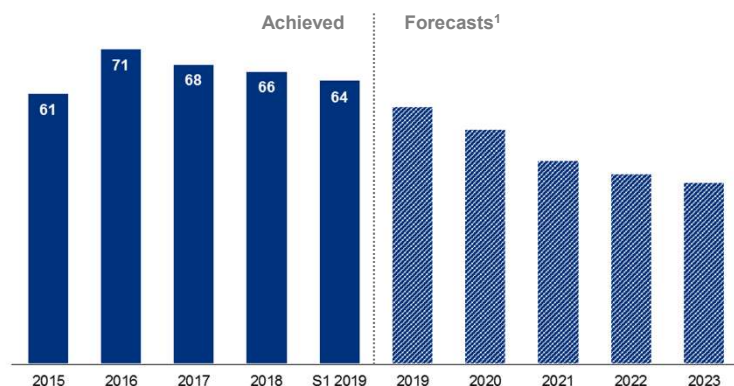
- As the robustness of the explicit State Guarantee has positioned DCL as an SSA issuer, this source of funding progressively became the key pillar of the Group refinancing
- Regular bond and commercial papers issuances allow to benefit from a stable and cost-efficient refinancing structure
- A strong funding franchise developed since 2013 with a focus on the main currencies of the asset portfolio : EUR, USD and GBP

Current State Guaranteed funding mix



Indicative¹ Recourse to State Guarantee

For illustration purpose only



In 2020, targeting State Guaranteed issuances for an average amount of EUR 17bn

	State guaranteed funding	
	Money market	Debt capital markets
Maturity	Up to 1 year	1 to 10 years
Format	Commercial Papers	Bonds
Currencies	EUR, USD, GBP, CHF, CAD, JPY	
Issuer	Dexia Crédit Local	Dexia Crédit Local
Documentation	ECP USCP NEU CP	EMTN USMTN
Yearly targeted volumes	EUR 12.5bn <small>Regular issuance to maintain an average outstanding of EUR 12.5bn in 2020</small>	EUR 4.5bn <small>Annual funding program for 2020</small>

(1) Targeted figures as determined in the business plan of November 2012 (updated in December 2019), underlying the Orderly Resolution Plan approved by the European Commission

Funding & Liquidity

State Guarantee Issuance - Capital Markets Funding

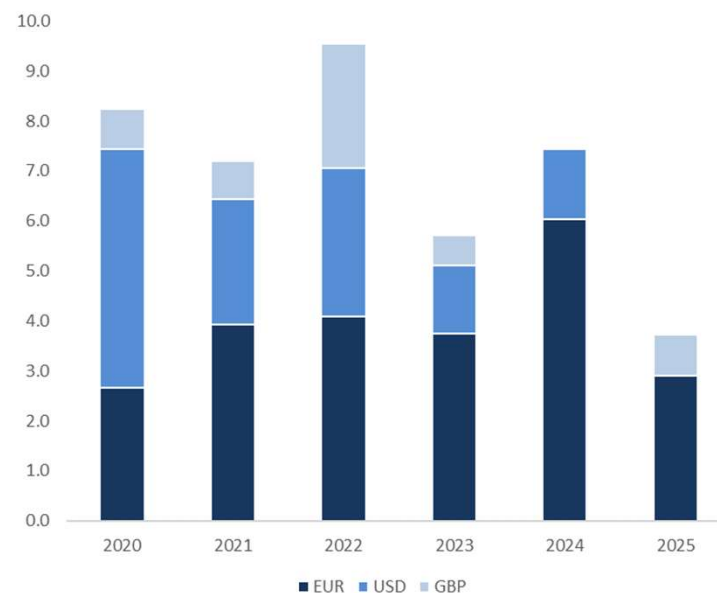
Highlights

- **For 2020, long term funding program of EUR 4.5bn**
- Firm anchorage in SSA landscape due to:
 - Explicit State Guarantee funding
 - HQLA Level 1 status
- Execution strategy:
 - Benchmark transactions to maintain liquid curves
 - Private placement activity currently inactive
- Liquidity of the bonds is carefully monitored

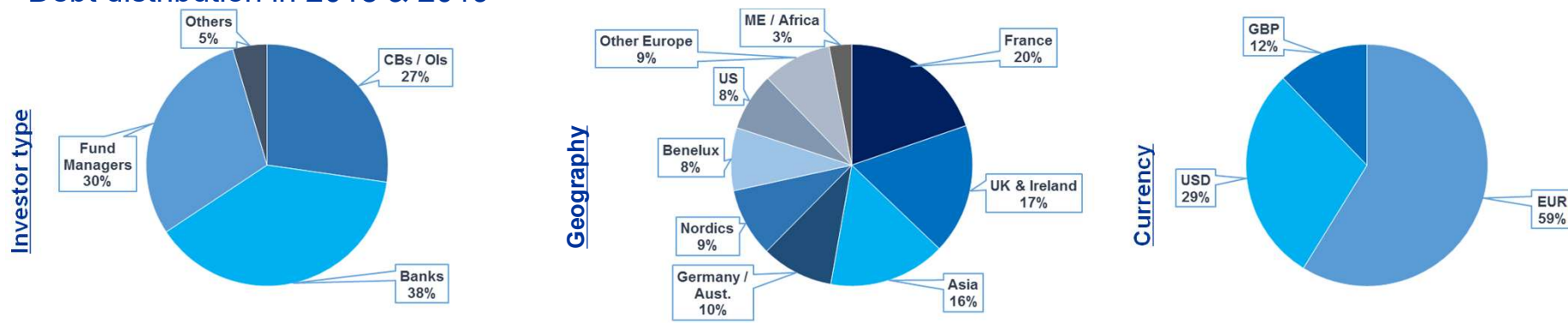
In 2019, EUR 7.1bn issued

- 5 benchmark transactions in EUR, USD and GBP
- Average duration of 4.9 years

Redemption profile of outstanding issuances



Debt distribution in 2018 & 2019



Funding & Liquidity

State Guarantee Issuance - Commercial Paper programs

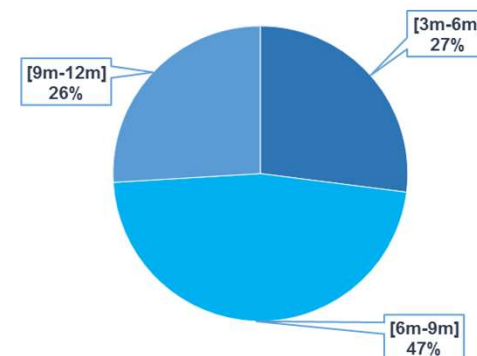
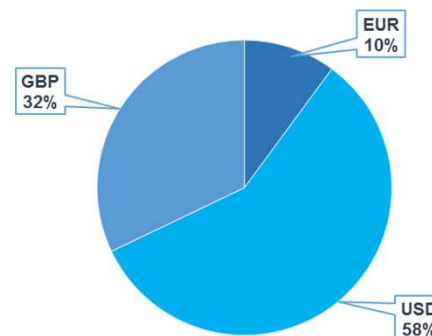
Highlights

- Objective: managing short-term liquidity
- For 2020, average outstanding targeted at EUR 12.5bn**
- Frequent issuer in EUR, USD and GBP
- Investor base : Central Banks, Official Institutions and Money market funds

In 2019, EUR 25.6bn issued through 232 transactions

- Average outstanding of EUR 18.9bn
- Average ticket size of EUR 110m eq.
- Average duration of 7.2 months

Outstanding by currency and initial duration



Overview of the programs

Program	European Commercial Paper	US Commercial Paper	NEU Commercial Paper
Issuer	Dexia Crédit Local		
Ratings	F1+ / P-1 / A-1+		
Max program size	EUR 30bn	USD 10bn	EUR 20bn
Governing law	English law	State of NY law	French law
Tenors	1 - 364 days	1 - 397 days	1 - 365 days
Currencies	EUR, USD, GBP, CHF, CAD, JPY	USD	EUR, USD, GBP, CHF, CAD, JPY
Issuance volume in 2019	EUR 20.5bn	USD 4,0bn	EUR 0,5bn
Number of transactions	154	23	15
Average ticket	EUR 133m	USD 174m	EUR 31m
Average initial duration	221 days	173 days	189 days
Outstanding as of 31.12.19	EUR 11.8bn	USD 4.0bn	EUR 0.2bn

Contact Information

Fixed Income Investor Presentation

Contact Information

Funding & Treasury

Jean-Christophe Ricard

Head of Funding & Treasury

Tel: +33 1 58 58 51 42

jean-christophe.ricard@dexia.com

Franck Pibouin

Long Term Funding Officer

Tel: +33 1 58 58 51 46

franck.pibouin@dexia.com

David Hermenier

Long Term Funding Structurer

Tel: +33 1 58 58 51 77

david.hermenier@dexia.com

Communication & Investor Relations

Fabienne Carlier

Head of Communication & Investor Relations

Tel: +32 2 213 57 39

fabienne.carlier@dexia.com

Vincent Jacqmard

Investor Relations Officer

Tel: +33 1 58 58 58 53 / +32 2 213 57 66

vincent.jacqmard@dexia.com

Dexia Crédit Local

Issuer with an Explicit State Guarantee

Fixed Income Investor Presentation

Appendices



DEXIA

Appendices

2013 Funding State Guarantee Mechanism

Process

- No acceleration of payment. Guarantee calls leading to payment obligations of the States only in accordance with the normal payment schedule of the Guaranteed Obligations (“Pay as you go”)
- Call by any Third-Party Beneficiary or Security Holder, or any proxy holder, agent, settlement institution or trustee acting for the account of the former, on the Guarantee by simple notice delivered to each of the States within 90 days after the date of non-payment by DCL
- Third-Party Beneficiaries or Security Holders not required, in the context of securities and financial instruments, to exercise the Guarantee, to make any demand against DCL, to take any action against DCL or to file claims in any insolvency proceedings relating to DCL
- Regular guarantee payment period of 5 days for all debt issuance except USD short term funding (< 365 days) which may benefit from a shorter 3 days period
- Guarantee drawn up in French and in English, both languages being equally binding
- Guaranteed Debt outstanding to be followed on: www.nbb.be/DOC/DQ/warandia/index.htm

Scope

- **Eligible Financing** : funding raised in the form of securities and financial instruments, deposits or borrowings (Deposits, CP, CD, Notes, Bonds, Loans, Interbank Overdraft and Fiduciary Deposits)
- **Eligible Investors** : Qualified Investors (as per European Directive), Qualified Institutional Buyers, Accredited Investors, Central Banks, Credit Institutions (as per European Directive), social security and assimilated organizations, state-owned enterprises, public or semi public authorities, supranational and international institutions, financial holding companies, investments firms, other approved or regulated, financial institutions, insurance companies, retirement institutions
- **Available currencies** : EUR, USD, GBP, CHF, CAD, JPY

Appendices

Ratings¹

State Guaranteed Debt

	Long term	Outlook	Short term
Dexia Crédit Local			
Fitch	AA-		F1+
Moody's	(P)Aa3	Stable	P-1
Standard & Poor's	AA		A-1+

"Dexia Credit Local is progressing well with its orderly wind-down: Accelerated asset sales, combined with favorable market conditions, have helped strengthen its capital well beyond our expectations."

Standard & Poors – 22 June 2018

"Based on the projected financials presented in its orderly resolution plan, the group should maintain a regulatory capital ratio above the minimum requirements over the runoff period."

Moody's – 17 April 2018

Senior Unsecured Debt

	Long term	Outlook	Short term
Dexia Crédit Local			
Fitch	BBB+	Stable	F1
Moody's	Baa3	Stable	P-3
<i>Moody's – Counterparty Risk (CR) Assessment</i>	<i>Baa3(cr)</i>		<i>P-3(cr)</i>
Standard & Poor's	BBB	Stable	A-2

"Belgium and France's sizeable investment in Dexia (group's equity, and funding guarantees granted to DCL for up to EUR85bn) represent a very strong incentive for the authorities to provide additional support, if required."

Fitch – 09 January 2018

(1) A severity rating is not a recommendation to buy, sell or hold securities and may be subject to suspension, revision or withdrawal at any time by the assigning rating agencies






Appendices

2019 State Guaranteed Public Benchmarks

State Guaranteed Benchmarks in EUR

DEXIA
CRÉDIT
LOCAL **DCL**

0.625% €1.5 bn bmk due Jan 2026
Reoffer: MS +24bps
Issue date: 17th Jan 2019

 **NATIXIS**  **J.P.Morgan**
 **BARCLAYS**  **Deutsche Bank**
 **SOCIETE GENERALE**
Corporate & Investment Banking

DEXIA
CRÉDIT
LOCAL **DCL**





0% €2bn bmk due May 2024
Reoffer: MS +5bps
Issue date: 29th May 2019

 **NATIXIS**  **J.P.Morgan**
 **CRÉDIT AGRICOLE**  **NatWest Markets**
 **citi**

State Guaranteed Benchmarks in USD





DEXIA
CRÉDIT
LOCAL **DCL**

2.875% \$1.25bn bmk due Jan 2022
Reg S / 144A
Reoffer: MS +25bps / T+37bps
Issue date: 29th Jan 2019

 **citi**  **CRÉDIT AGRICOLE**
 **HSBC**  **Goldman Sachs**

DEXIA
CRÉDIT
LOCAL **DCL**



1.625% \$1.5bn bmk due Oct 2024
Reg S / 144A
Reoffer: MS+38 bps / T+35,7 bps
Issue date: 16th Oct 2019

 **SOCIETE GENERALE**  **HSBC**
 **Deutsche Bank**  **BARCLAYS**

State Guaranteed Benchmarks in GBP

DEXIA
CRÉDIT
LOCAL **DCL**

1.375% £1bn bmk due Dec 2022
Reoffer: UKT Sept 22 + 61bps
Issue date: 7th May 2019

 **BARCLAYS**  **NatWest Markets**
 **Deutsche Bank**





Appendices

2018 State Guaranteed Public Benchmarks

State Guaranteed Benchmarks in EUR




DEXIA
CRÉDIT
LOCAL **DCL**

0.5% €2 bn bmk due Jan 2025
Reoffer: MS Flat
Issue date: 17th Jan 2018

 NATIXIS  J.P.Morgan
 CREDIT AGRICOLE  Deutsche Bank

DEXIA
CRÉDIT
LOCAL **DCL**






0.25% €2 bn bmk due June 2023
Reoffer: MS -6 bps
Issue date: 1st June 2018

 J.P.Morgan  SOCIETE GENERALE
 BARCLAYS  CREDIT AGRICOLE

State Guaranteed Benchmarks in USD





DEXIA
CRÉDIT
LOCAL **DCL**

2.5% \$1.5bn bmk due Jan 2021
Reg S / 144A
Reoffer: MS+27 bps / T+45,9 bps
Issue date: 25th Jan 2018

 citi  SOCIETE GENERALE
HSBC   goldman Sachs  BARCLAYS

DEXIA
CRÉDIT
LOCAL **DCL**




3.25% \$1.5bn bmk due Sept 2023
Reg S / 144A
Reoffer: MS+31 bps / T+43 bps
Issue date: 26th Sept 2018

 Deutsche Bank  citi
 goldman Sachs  Morgan Stanley

State Guaranteed Benchmarks in GBP

DEXIA
CRÉDIT
LOCAL **DCL**

1,625% £500M bmk due Dec 2023
Reoffer: UKT Sept 23 + 55bps
Issue date: 21st March 2018

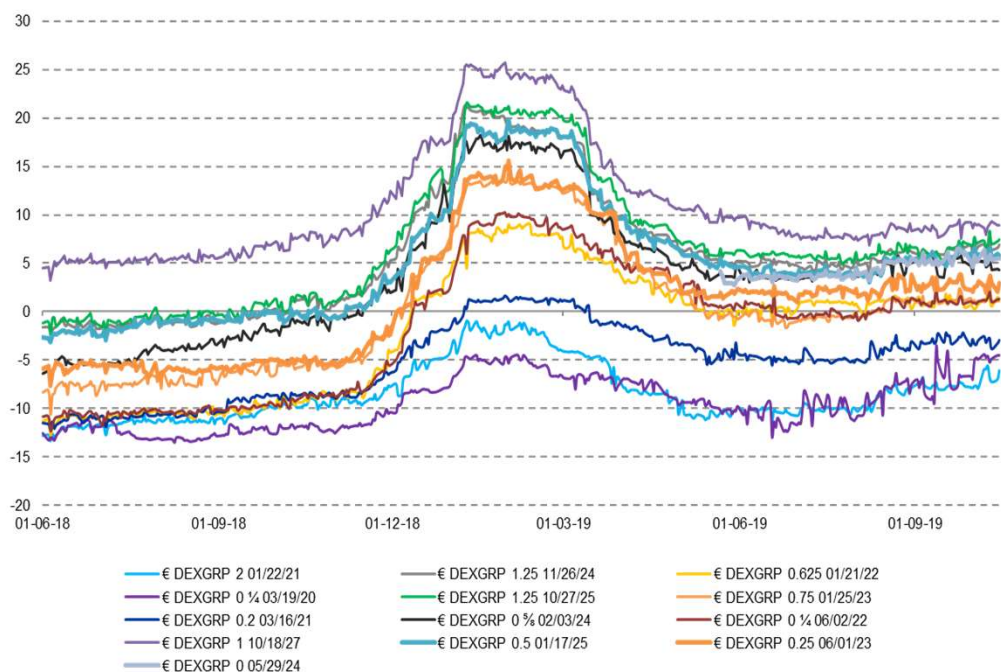
 HSBC  Deutsche Bank  NatWest

Funding & Liquidity

State Guaranteed Bonds Secondary Market Levels

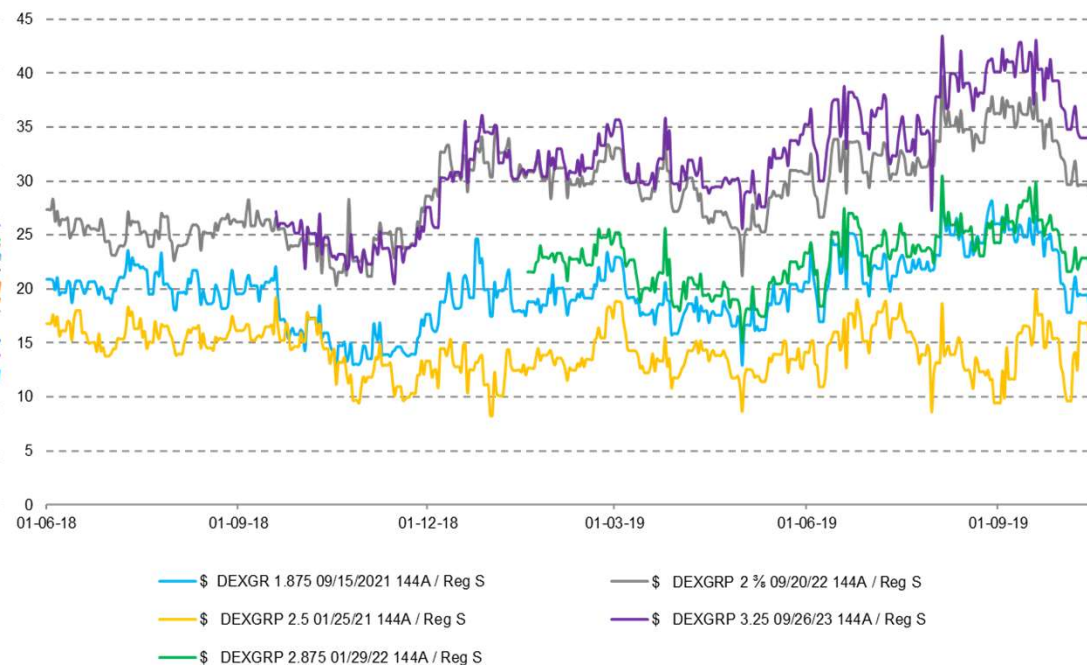
EUR

Spread vs MS (bps)



USD

Spread vs MS (bps)



Appendices

Results HY 2019 – Dexia SA

Net result Group share




- **Recurring elements : -151 m€**
 - Net banking income suffering from increased transformation cost and a net margin affected by persisting historically low interest rates
 - -59 m€ of regulatory taxes and contributions
 - Positive cost of risk at +23 m€
- **Accounting volatility : -112 m€**
 - Reflecting unfavorable market conditions on OIS and BOR rates, swaps LT EUR/GBP
- **Non recurring elements : -283 m€**
 - Active balance sheet management (-155 m€)
 - Net impact resulting from the sale of DKD (-115 m€)

Balance sheet



- **Balance sheet down 15% on the end of 2018**
- Impact of the **sale of Dexia Kommunalbank Deutschland** (EUR -24 bn)
- Continuation and acceleration of the **proactive asset portfolio reduction**
- **Balance sheet total sensitive to interest rate evolution**

Solvency



- Impact of the **negative net annual result**
- **Additional prudential deductions**
- Observance of the Total Capital SREP (>13.85%)

Appendices

Disposal Process

Disposal of major franchises	Status	Main characteristics
Dexia Bank Belgium (renamed Belfius)	Closed 20/10/2011	<ul style="list-style-type: none"> ▪ Sale price EUR ~4 billion
RBC Dexia Investor Services	Closed 27/07/2012	<ul style="list-style-type: none"> ▪ Sale price EUR 838 million
DenizBank	Closed 28/09/2012	<ul style="list-style-type: none"> ▪ Sale price EUR 3,024 million ▪ Balance sheet reduction of EUR ~18 billion
Banque Internationale à Luxembourg	Closed 05/10/2012	<ul style="list-style-type: none"> ▪ Sale price EUR 730 million ▪ Scope of disposal excluding Legacy Division assets and holdings in Parfipar and RBC Dexia ▪ Balance sheet reduction of EUR ~12 billion
Société de Financement Local	Closed 31/01/2013	<ul style="list-style-type: none"> ▪ Disposal for 1 euro ▪ No guarantee given on assets sold ▪ Balance sheet reduction of EUR ~84 billion
Dexia Asset Management	Closed 3/02/2014	<ul style="list-style-type: none"> ▪ Sale price EUR 380 million
58.9% participation in Dexia Israël	Closed 18/03/2018	<ul style="list-style-type: none"> ▪ Sale price EUR 82 million
DKD (Kofiba)	Closed 30/04/2019	<ul style="list-style-type: none"> ▪ Sale price EUR 352 million ▪ Balance sheet reduction of EUR ~24 billion
Other disposals	Status	Sale price
DKB Polska	Closed 13/03/2013	<ul style="list-style-type: none"> ▪ EUR 13.7 million
Dexia Bail	Closed 02/04/2013	<ul style="list-style-type: none"> ▪ EUR 1 million
Public LLD	Closed 06/09/2013	<ul style="list-style-type: none"> ▪ EUR 0.4 million
Sofaxis	Closed 30/09/2013	<ul style="list-style-type: none"> ▪ EUR 136 million
Domiserve	Closed 04/10/2013	<ul style="list-style-type: none"> ▪ EUR 2.3 million
ADTS	Closed 06/12/2013	<ul style="list-style-type: none"> ▪ EUR 1.2 million
Popular Banca Privada	Closed 19/02/2014	<ul style="list-style-type: none"> ▪ EUR 49.2 million