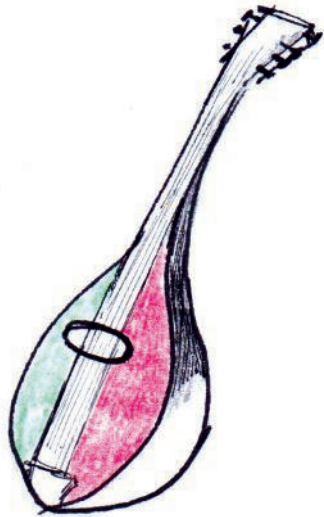


2021



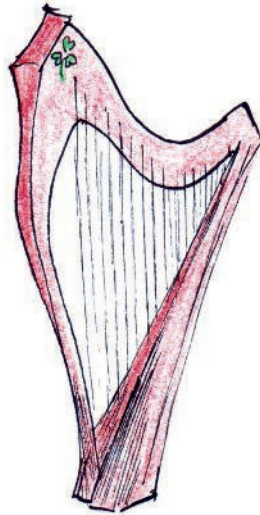
2021




ANNUAL REPORT




2021




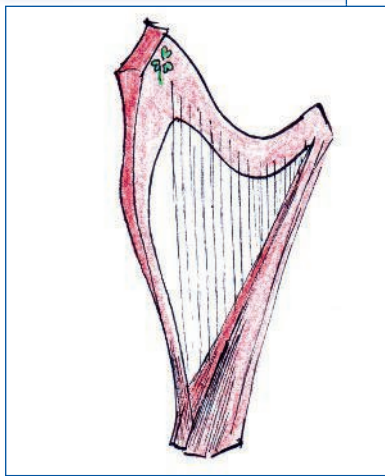

2021



DEXIA




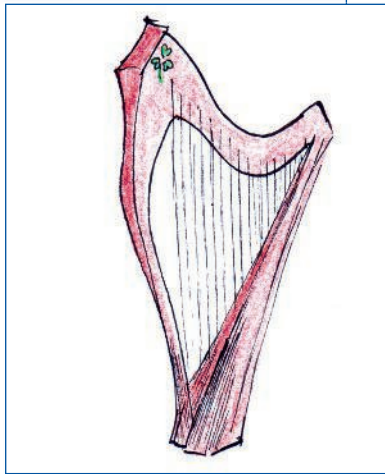

Franca Rhodes-Tomasi



Annual report 2021

3	Management report
64	Consolidated financial statements
156	Annual financial statements
186	Additional information

4	Message from the Chairmen
6	Group profile
9	Highlights
12	Financial results
16	Risk management
28	Information on capital and liquidity
32	Non-financial declaration - Corporate social responsibility
44	Governance



Management report

Message from the Chairmen



The year 2021 saw the world continue to struggle with the economic, social and health consequences of the Covid-19 pandemic, a crisis of unprecedented proportions. Wearing masks, distancing measures and occasional periods of total teleworking were then an integral part of our daily routine.

Against this very particular background, our Group has once again demonstrated its resilience and agility, two qualities used to simplify and reduce its balance

sheet. It is noteworthy that the balance sheet has fallen below the EUR 100 billion threshold for the first time. In a market environment which remained favourable thanks to central bank interventions, we actively pursued our asset disposal programme. Our concentration risk has also been reduced through the sale of assets on the Republic of Italy and the State of Illinois. Consequently, as at 31 December 2021, 95% of the portfolio reduction target of the 2019-2022 plan had been achieved.

On the liquidity front, the strategies of diversifying funding sources, in terms both of instruments and currencies, and of maintaining a comfortable liquidity reserve, have once again proved to be pertinent. They have also allowed the Group a certain flexibility in the execution of its annual issuance programme and have increased its resilience to possible liquidity stress, within the context of the end of access to European Central Bank funding on 31 December 2021.

In terms of solvency, the Group continues to have a robust Total Capital ratio of 31.6% as at 31 December 2021, well above the minimum 11.25% required for the year 2021 under the Supervisory Review and Evaluation Process (SREP).

Another step along the path of the Group's resolution was the simplification of the international network, with the finalisation of the transfer of a large portfolio of assets from our Italian subsidiary Dexia Crediop to our headquarters, and the start of the restructuring of our remaining US entities.

During the past year, we also continued our strategic reflection, within the Management Board and the Board of Directors, aimed at defining the shape of the Group for the years to come, based on in-depth work carried out by teams from the Group's various activity lines and in close consultation with the two State shareholders.

With one crisis after another, the year 2022 started in a tense geopolitical context, and the invasion of a sovereign state in the middle of Europe can only augur difficult times. Dexia has no direct exposure to Ukraine and Russia and its funding model allows it to cope with stressed market conditions. The instability caused by the conflict is, however, a source of uncertainty which is disrupting the markets and could hamper the smooth implementation of the asset sale plan, the execution window for which has been extended to the end of 2023.

Nevertheless, we are determined to pursue our objective of an orderly resolution of Dexia, with the constant support of our State shareholders and the Board of Directors. The Group's staff members are active and mobilised, demonstrating on a daily basis their ability to embody the four values of our leadership model: to be agile, to cultivate trust, to foster cohesion and to commit to the general interest. We are pleased to be able to count on their commitment, for which we thank them.

Pierre Crevits
Chief Executive Officer

Gilles Denoyel
Chairman of the Board of Directors

Group Profile

A Group in orderly resolution

Dexia⁽¹⁾ is a European banking group managed under an orderly resolution plan since the end of 2011. The Belgian and French States Group own 99.6% of the Group⁽²⁾.

Dexia's orderly resolution plan, which was approved by the European Commission in December 2012, aims to avoid the Group's bankruptcy and liquidation which, given the Group's residual size, could have been destabilising to the entire European banking sector.

Since 1 July 2020, Dexia has been placed, as a Less Significant Institution (LSI) within the framework of the Single Supervisory Mechanism, under the supervision of the "Autorité de Contrôle Prudentiel et de Résolution" (ACPR), as the consolidating supervisor, and the National Bank of Belgium (NBB).

Dexia, the Group's parent company, is a public limited company (*société anonyme*) and financial company governed by Belgian law. Dexia Crédit Local, the Group's main operating entity, is based in France and benefits from a funding guaran-

tee, up to a maximum amount of EUR 75 billion, provided by the States of Belgium and France, to allow for the execution of the orderly resolution plan.

Dexia Crédit Local holds a banking licence and has an international presence through its Italian subsidiary, Dexia Crediop, which also holds a banking licence, its branch in Ireland and its representative office in the United States. The Group has 537 staff members as at 31 December 2021.

Since its entry into resolution, Dexia no longer has any commercial activity. The Group is fully dedicated to the management in extinction of its balance sheet and its commercial portfolio, composed mainly of assets linked to the local public sector and sovereigns. All staff members are mobilised to avoid any systemic risk and to preserve the interests of the Group's shareholder and guarantor States. In order to carry out this complex mission, Dexia has set itself three strategic objectives:

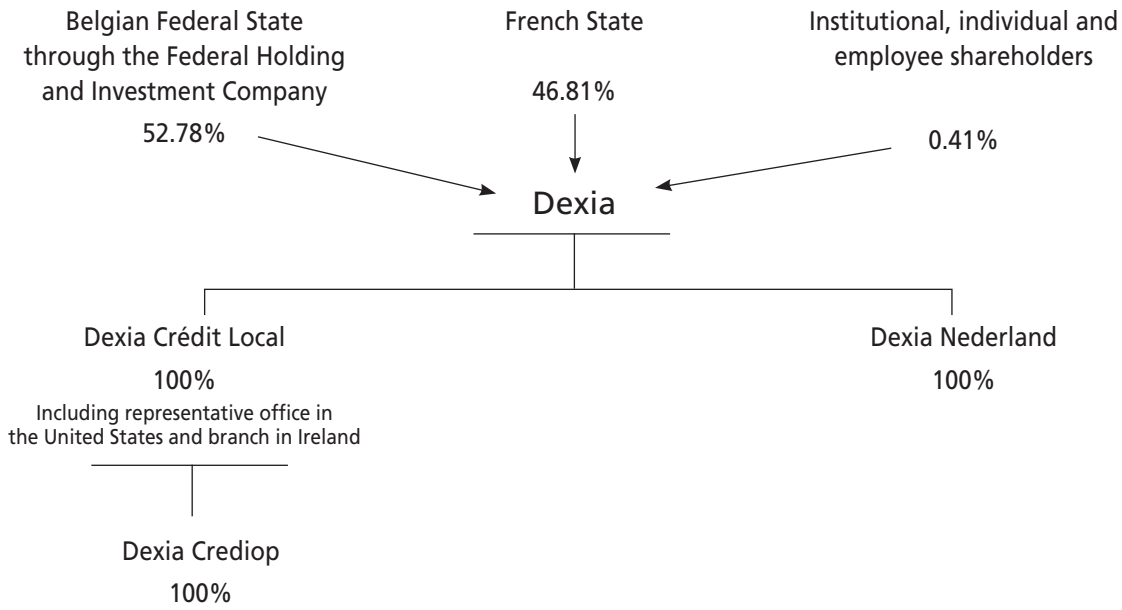
- to maintain the ability to refinance its balance sheet throughout its resolution,
- to preserve its capital base in order to comply with regulatory ratios,
- to ensure operational continuity.

To meet this challenge, the Group can rely on the commitment and expertise of its staff members. Attracting and retaining this talent is therefore a priority for the Group.

(1) Throughout this Annual Report, Dexia refers to Dexia SA/NV and Dexia Crédit Local to Dexia Crédit Local S.A.

(2) In 2012, the Belgian and French States increased Dexia's capital with EUR 5.5 billion.

Simplified Group structure



Management Board



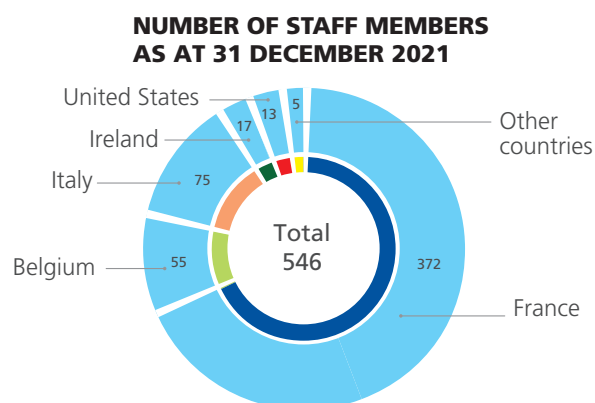
Management report

Consolidated financial statements

Annual financial statements

Additional information

Key figures



RESULTS (in EUR million)	2020	2021
Net banking income	(216)	(126)
Operating expenses and depreciation, amortisation and impairment of tangible fixed assets and intangible assets	(334)	(298)
Gross operating income	(550)	(424)
Cost of credit risk	(169)	117
Net gains or losses on other assets	101	0
Net result before taxes	(618)	(307)
Income tax	(1)	(52)
Result from discontinued operations, net of tax	0	25
Net income	(619)	(334)
Minority interests	(1)	0
Net income, Group share	(618)	(334)

BALANCE SHEET (in EUR billion)	31/12/2020	31/12/2021
Total assets	114.4	98.7
Total of the asset portfolio	40.9	35.6

SOLVENCY (in EUR million unless otherwise stated)	31/12/2020	31/12/2021
Common Equity Tier 1	6,795	6,410
Total Capital	6,891	6,506
Risk-weighted assets	24,196	20,580
Common Equity Tier 1 ratio	28.1%	31.1%
Total Capital ratio	28.5%	31.6%

RATINGS AS AT 31 DECEMBER 2021	Long term	Outlook	Short term
Dexia Crédit Local			
Fitch	BBB+	Stable	F1
Moody's	Baa3	Stable	P-3
Moody's - Counterparty Risk (CR) Assessment	Baa3(cr)		P-3(cr)
Standard & Poor's	BBB	Stable	A-2
Dexia Crédit Local (guaranteed debt)			
Fitch	AA-	-	F1+
Moody's	Aa3	Stable	P-1
Standard & Poor's	AA	-	A-1+

Highlights

After a year strongly marked by the Covid-19 pandemic, the improvement of market conditions and the reduction of volatility initiated at the end of 2020, thanks to the historical support of central banks, continued in 2021.

In this more favourable environment, the Dexia Group continued its asset disposal programme at a sustained pace and completed its annual long-term funding programme in July. Combined with the reduction of portfolios, the rise in interest rates which began at the end of 2021 contributed to the significant reduction of the balance sheet, which fell below EUR 100 billion at the end of December 2021. The sharp reduction in the Group's funding requirement has increased its resilience to potential liquidity stress within the context of the end of access to European Central Bank funding on 31 December 2021.

The Group's net income in 2021 remained negative at EUR -334 million. However, Dexia continues to post robust solvency ratios, above the minimum of 11.25% required for the year 2021 by the Supervisory Review and Evaluation Process (SREP).

Progress on the Group's resolution

Simplification of the international network

Italy

In 2021, Dexia finalised the transfer, from Dexia Crediop to Dexia Crédit Local Paris and Dublin of a portfolio of assets with a nominal value of EUR 3.2 billion, composed of loans, bonds and related hedging derivatives. These securities were transferred at their net book value in Dexia Crediop's accounts and not at their market value. The transfer of the portfolio had no tax impact in Italy and France but gave rise to a temporary difference between the tax value and the book value in Ireland, leading to a deferred tax liability of EUR -54 million, which was recognised in the first quarter of 2021 in the Dexia Group's consolidated financial statements. Dexia also put in place a programme to transfer 25 interest rate swaps executed with Dexia Crediop clients, representing a total outstanding amount of EUR 1.8 billion. During the year, 11 swaps were transferred to Dexia Crédit Local. Transfers will continue in 2022, depending on the consents of the counterparties.

In addition, the Group continued to improve the funding mix of its subsidiary.

United States

Since the successful transformation of Dexia Crédit Local's New York branch in November 2020, the Group's footprint in the United States consists of a representative office and Dexia Holdings Inc. which owns Dexia Financial Products Holdings

Inc. and FSA Global Funding Ltd. As at 31 December 2021, the balance sheet of these entities amounted to EUR 2.6 billion. It is mainly composed of securities on the assets side, guaranteed investment contracts (GIC) and intra-group funding on the liabilities side.

The Group has undertaken the restructuring of these entities, in particular with the disposal of the GIC portfolio to an institutional investor in the United States. The effort to obtain the consents of all third parties necessary to transfer this portfolio was initiated in the second half of 2021 and is expected to continue in the first half of 2022.

Continuing asset sales at a sustained pace

After the start of 2020 was severely disrupted by the Covid-19 pandemic, the almost generalised return to normal market conditions from September 2020 onwards allowed the Dexia Group to pursue the asset disposal programme validated by the Board of Directors in July 2019, at a sustained pace. These favourable market conditions continued in 2021, in particular thanks to the intervention of central banks and the European budgetary support programmes.

Indeed, at the end of December 2021, asset portfolios were EUR 6.2 billion lower than at the end of December 2020, thanks to EUR 2.3 billion of natural amortisation and EUR 3.8 billion of disposals and early redemptions, of which EUR 2.4 billion of loans and EUR 1.4 billion of bonds.

During the year, 57% of the assets sold or prepaid were denominated in non-euro currencies (pound sterling, US dollar and Canadian dollar), which allowed the Group to reduce its funding risk further, notably in its non-core currencies. The assets sold have an average life of approximately eight years.

Disposals and repayments were mainly concentrated on project and corporate finance (EUR 1 billion) and public sector assets (EUR 1.6 billion), in particular loans to French local authorities (378 loans sold or repaid for an outstanding amount of EUR 0.9 billion) and loans to players in the social housing sector in the United Kingdom (EUR 0.6 billion).

Furthermore, Dexia reduced its concentration risk by selling outstanding loans to the Republic of Italy (EUR 0.4 billion) and to the State of Illinois (EUR 0.3 billion).

In 2021, some 50 "complex" operations were subject to early repayment (revolving credits) or restructuring (credits indexed on structured indices), thus contributing to the further simplification of the commercial portfolio.

Since the implementation of the new asset disposal programme in July 2019, the Dexia Group has achieved 95% of the portfolio volume reduction target set for the end of 2022

Given the strong geopolitical uncertainties in the financial markets, the Board of Directors, meeting in December 2021, decided to extend the window for execution of this programme to the end of 2023.

The severe volatility linked to the conflict in Ukraine is slowing the pace of asset sales. The Group has no direct exposure to Ukraine or Russia. It does however have an indirect exposure to the Croatian subsidiary of a Russian bank, via a deposit of an insignificant amount. Moreover, Dexia has no exposure to the Russian rouble (RUB) or the Ukrainian hryvnia (UAH).

Proactive off-balance sheet management

In 2021, the Group also continued to implement the programme to reduce its derivatives portfolio initiated in 2019, in order to simplify its operational management and to reduce its nominal amount by carrying out compression exercises. In addition, about thirty interest rate swap contracts executed with clients were unwound early, further simplifying commercial outstanding.

Reduction of the sensitivity of the balance sheet and the result to market parameters

For several years, Dexia has been pursuing an active ALM risk management policy, aimed in particular at reducing the sensitivity of its balance sheet and its profitability trajectory to certain market parameters. This programme continued in 2021 with good momentum, under the guidance of the Asset and Liability Management Committee (ALCO), and enabled the sensitivity of the net interest margin to the most sensitive market parameters to be reduced materially, and thus the amplitude of potential stress on the Group's solvency.

Extension of the State funding guarantee and changes in governance

Extension of the State funding guarantee of Dexia by the Belgian and French States

Following the approval⁽¹⁾ by the European Commission of the extension of the Dexia funding guarantee for a further period of ten years as from 1 January 2022, the French and Belgian States adopted the legal texts relating to this extension on 29 December 2020 and 27 June 2021 respectively⁽²⁾⁽³⁾.

To recall, the extended funding guarantee (2022 guarantee) retains most of its current features and therefore remains joint, unconditional, irrevocable and on first demand. However, the following changes have been made to the guarantee scheme:

- The new guarantee ceiling is EUR 75 billion, of which EUR 72 billion to cover the Group's debt issues and EUR 3 billion for intraday interbank overdrafts in euros and foreign currencies.
- The Luxembourg State no longer participates in the guarantee mechanism. Its 3% quota is divided between the Belgian and French States in proportion to their current respective shares of 51.41% and 45.59%, i.e. 53% for Belgium and 47% for France.

The extended guarantee came into force on 1 January 2022. The 2013 guarantee, although expiring on 31 December 2021, continues to produce its effects for all guaranteed

bonds issued by Dexia Crédit Local until 31 December 2021 and this for a maximum maturity period of ten years since their issue date. As at 31 December 2021, Dexia's outstanding guaranteed debt amounted to EUR 48 billion.

The remuneration of the guarantor States pursuant to the 2022 guarantee comprises a basic remuneration and a conditional deferred commission. This particular remuneration structure allows the full implementation of the burden-sharing principle which underlies the orderly resolution of Dexia and which imposes a requirement that any improvement in the financial situation of Dexia benefits only the States as shareholders and guarantors.

The basic remuneration is 5 basis points per annum on the guaranteed amounts outstanding, payable monthly. This commission would also be increased by a conditional deferred commission, payable in the event that two conditions materialise. These two conditions are cumulative and are set out in the Decision of the European Commission of 27 September 2019, i.e. (i) Dexia Crédit Local and Dexia may become liable to the holders of hybrid Tier 1 securities bearing the ISIN code FR0010251421 and XS0273230572 respectively, which means in practice that Dexia Crédit Local or Dexia may be put into liquidation, and (ii) Dexia Crédit Local no longer has the authorisation as a credit institution provided for in Article L. 511-10 of the Monetary and Financial Code.

The pricing of this commission will be progressive as from 2022 and will reach an annual rate of 135 basis points in 2027 on outstanding amounts issued under the extended guarantee framework. This commission applies to the outstanding guaranteed debt issued by Dexia Crédit Local and is guaranteed by Dexia.

The accounting treatments of these payments to the guarantor States have been the subject of detailed analyses by Dexia. From an accounting point of view, the treatment is different in the consolidated accounts under IFRS of Dexia and Dexia Crédit Local as well as in the social accounts under French GAAP of Dexia Crédit Local. There is no impact in the Belgian GAAP financial statements of Dexia, as the commission applies to the outstanding guaranteed debt issued by Dexia Crédit Local.

In 2022, the amount recorded in the accounts for the conditional deferred commission will be insignificant, in the order of EUR 5 million. For the coming years, the amount will depend on the amount to be funded, which is influenced by various factors, in particular the evolution of interest rates.

More information on the accounting treatment of this commission in Dexia's consolidated financial statements are provided in Note 4.4.4c to the consolidated financial statements in this annual report.

Evolution of the Group's governance

On 29 April 2021, the Board of Directors of Dexia co-opted Marie-Anne Barbat-Layani as a non-executive director of Dexia, replacing Bertrand Dumont. Her definitive appointment was approved by the Ordinary Shareholders' Meeting of Dexia on 19 May 2021.

On 25 November 2021, Dexia's Board of Directors appointed Pascal Gilliard to succeed Guy Cools as member of the Management Board and head of Dexia's Assets activity line as at 1 December 2021.

A Belgian national, Pascal Gilliard has solid experience, acquired in particular at BNP Paribas Fortis where he was Head of Capital Markets for the Europe, Middle East and Africa zone, Head of Risk at Turk Economy Bank and Managing Director of an activity based in Hong Kong.

(1) https://ec.europa.eu/commission/presscorner/detail/en/mex_19_5875.

(2) Cf. Dexia Press Release dated 28 May 2021, available at www.dexia.com.

(3) Law 2020-1721 of 29 December 2020 on finance for 2021, published in the Official Journal on 30 December 2020 and Law of 27 June 2021 relating to various financial provisions, published in the Belgian Official Gazette on 9 July 2021.

As the governance of Dexia and Dexia Crédit Local is integrated, Marie-Anne Barbat-Layani is also a non-executive director of Dexia Crédit Local and Pascal Gilliard is also Executive Vice-President and Head of the Assets activity line of Dexia Crédit Local.

Other significant events

Reform of the reference indices (IBOR)

In order to reinforce the reliability and transparency of the short-term reference interest rate (IBOR), a reform has been initiated at a global level aiming at replacing these indices by new risk-free reference rates such as ESTR (EUR), SOFR (USD) and SONIA (GBP).

Dexia is exposed to the IBOR indices, mainly in EUR, USD and GBP, through financial instruments which are likely to be modified within the framework of this reform through the replacement of the reference interest rate. Where appropriate, the robustness of the contracts concerned is reinforced by the insertion of replacement clauses (fall-back clauses), setting out the terms and conditions of replacement in the event of the cessation of a reference interest rate.

The Group established a steering committee to monitor the market and the various developments relating to this reform in order to anticipate the consequences of the transition to the new reference rates and to manage the stock of existing contracts. Dexia also carried out legal analyses of the contracts concerned by the reform, analyses of the financial impact of the replacements and the necessary modifications from an operational point of view.

During the year 2021, Dexia principally focused its work on the transition of its contracts indexed on GBP LIBOR, JPY LIBOR, CHF LIBOR and EONIA in view of the cessation of these indices respectively on 1 and 3 January 2022. In particular:

- In June 2021, the Group adhered to the ISDA Protocol, which led to an automatic amendment, from the beginning of 2022, of the master agreements with the bilateral counterparties which had also adhered to the Protocol. In addition, for certain derivative contracts, the Group renegotiated, in advance from 2021, the addition of new replacement clauses directly with the counterparties. For derivatives contracts processed with clearing houses, the replacement of the index for the variable leg of instruments indexed on EONIA and GBP LIBOR took place on 15 October 2021 and 17 December 2021 respectively.
- The Group transitioned its EUR cash collateral arrangements related to derivatives and repo contracts with OTC counterparties to ESTR.
- It completed the process of updating or implementing appropriate replacement arrangements for the great majority of its securities, loans and credit lines and funding contracts affected by the transition phase.

As at 31 December 2021, Dexia had completed almost all the transition of contracts on indices terminating at the end of 2021. The balance relates to contracts for which the terms of transition to the new reference rates were fixed in 2021 and for which the migration will take place during 2022.

During 2022, Dexia will also continue its work with the elaboration of the transition strategy for its instruments indexed on the USD LIBOR, taking into account for the termination of the index which is set for June 2023.

As at 31 December 2021, in application of the amendments to IFRS 9 and IAS 39 on the reform of reference interest rates, the transition of Dexia's fair value hedge derivatives contracts indexed on GBP LIBOR generated a total impact of EUR +117 million on Dexia's consolidated statement of income. This impact is generated by the revaluation, based on the SONIA curve, of the fair value of the hedged risk following its redefinition, and corresponds to the reversal of the stock of GBP LIBOR/SONIA accounting inefficiency at the time of transition. By aligning the fair value hedges to the new benchmark, which is the risk-free rate, the volatility arising from the GBP/SONIA LIBOR rate risk has been removed, along with the associated hedge rate accounting ineffectiveness.

By applying the same accounting treatment, Dexia expects that the transition of fair value hedge derivatives contracts indexed on GBP, JPY and CHF LIBOR via the activation of replacement clauses within the framework of the ISDA protocol will generate a positive impact on income in the order of EUR 320 million, which will be recorded in Dexia's consolidated financial statements in 2022.

The impact of the transition of instruments indexed on USD LIBOR on Dexia's consolidated financial statements cannot be estimated at this stage.

Financial results

Notes regarding the Dexia Group's annual consolidated financial statements 2021

Going concern

The Dexia consolidated financial statements as at 31 December 2021 have been prepared in accordance with the going concern accounting rules under IAS 1 § 25 and 26. This involves a certain number of assumptions constituting the business plan underlying the Group's resolution which was the subject of a decision by the European Commission in December 2012 and reassessed on the basis of the elements available at the date of closing the accounts.

The main assumptions used by management to prepare the consolidated financial statements for the year ended 31 December 2021 and the areas of uncertainty, reinforced in particular by the situation related to the Covid-19 pandemic, are summarised below:

- The business plan assumes the maintenance of the banking licence of Dexia Crédit Local as well as the maintenance of the rating of Dexia Crédit Local at a level equivalent or higher than Investment Grade.
- The continuation of the resolution assumes that Dexia maintains a good funding capacity which relies in particular on the appetite of investors for the debt guaranteed by the Belgian and French States as well as on the Group's ability to raise secured funding. Since 1 January 2022, Dexia Crédit Local's issues have benefited from the 2022 guarantee, which extends the 2013 guarantee, which expired on 31 December 2021 (cf. Note 4.4.4.c to the consolidated financial statements in this annual report).
- Although it manages these risks very proactively, the Dexia Group remains extremely sensitive to the evolution of the macroeconomic environment and to market parameters such as exchange rates, interest rates or credit spreads. An unfavourable evolution of these parameters in the long term could weigh on the Group's liquidity and solvency level. It could also have an impact on the valuation of assets, financial liabilities or OTC derivatives, the changes in the fair value of which are recognised in the income statement or through equity and are likely to result in a change in the Group's regulatory capital level.
- Until their effective disposal, Dexia remains exposed to the evolution of the fair value of the assets targeted for sale within the context of the deleveraging programme validated by the Board of Directors in 2019. Nevertheless, the successful execution of this plan has significantly reduced this source of sensitivity, which, at 31 December 2021, amounted to EUR 2.2 million per basis point for all assets measured at fair value, of which EUR 1.5 million per basis point for the assets targeted for sale in the context of the deleveraging programme.

- The Group is also exposed to certain operational risks, specific to the resolution environment in which it operates and which have been reinforced by the teleworking context imposed by the Covid-19 pandemic.

- Finally, residual uncertainties related, for example, to new developments in accounting and prudential rules over the duration of the Group's resolution could lead to a significant change in the initially anticipated resolution trajectory.

In assessing the appropriateness of the going concern basis, management has considered each of these assumptions and areas of uncertainty.

- Since the Group entered into orderly resolution, Dexia has continuously reduced its funding requirement and extended the maturity of the funding raised, with a view to prudent liquidity management. The acceleration of asset sales decided in the summer of 2019 has in particular allowed a significant reduction in the Group's funding requirement, particularly in US dollars. In particular, in 2021, the funding requirement was reduced by EUR 7.7 billion to EUR 61.6 billion as at 31 December 2021. Furthermore, during 2021, the Group maintained a sustained execution of its funding programme, enabling it to complete its annual long-term refinancing programme in July. Five long-term public transactions were launched by Dexia Crédit Local in euros, pounds sterling and US dollars, for a total amount of EUR 5 billion. Indeed, Dexia was able to maintain a liquidity reserve deemed adequate with the restriction of access to European Central Bank (ECB) funding effective since 1 January 2022⁽¹⁾. This liquidity reserve amounted to EUR 13.1 billion, of which EUR 11.1 billion in cash as at 31 December 2021.

- Within the framework of half-yearly reviews, an update of the Group's financial projections was presented to Dexia's Board of Directors on 16 December 2021. It includes a "central" macroeconomic scenario, based on the ECB reference scenario published in June 2021, supplemented by the scenarios published by the national central banks when available. This central scenario takes into account a strong economic recovery after the 2020 shock. However, Dexia considered this scenario to be too favourable as the effect of the 2020 shock on defaults is delayed in time. Therefore, a cautious approach was adopted, taking into account the macroeconomic evolution since the beginning of the crisis and not only from the end of 2020. For example, the GDP growth for the euro area used for 2021 in the point-in-time parameters (-2.5%) is the aggregate of the GDP evolution observed in 2020 (-6.8%) and the GDP projection for 2021 in the ECB scenario (+4.6%).

⁽¹⁾ On 21 July 2017 the ECB announced the end of access to the Euro-system for liquidation structures as from 31 December 2021.

• Management has also taken into account the constraints and uncertainties of its operating model as well as the risks related to the continuity of operations, inherent to Dexia's specific character as a bank in resolution.

Consequently, after having taken all these elements and uncertainties into account, Dexia's management confirms that as at 31 December 2021, they do not call into question the fundamentals of the orderly resolution of the Group or the assessment of the application of the going concern assumption. Therefore, the consolidated financial statements can be prepared in accordance with the going concern basis under IAS 1 § 25 and 26.

Analytical segmentation

Having completed its commercial entity disposal programme as required under the resolution plan, Dexia is now focused on managing its residual assets in run-off, protecting the interests of the Group's State guarantors and shareholders and avoiding any systemic risk, in line with the mission of the company.

In line with the Group's profile, Dexia's performance is now shown at a consolidated level on the basis of a single division entitled "Management of activities in run-off", without specific allocation of funding and operating expenses by segment of activity.

Income statement presentation

In order to make the results easier to understand, Dexia has used the following segmentation:

- Recurring elements associated with the carry of assets such as portfolio income, funding costs, operating charges, cost of credit risk and taxes.
- Accounting volatility elements associated with asset and liability fair value adjustments in particular including the impacts of the IFRS 13 accounting standard (CVA, DVA, FVA), the valuation of OTC derivatives, the various impacts relating to financial instruments booked at fair value through profit and loss (in particular non-SPPI assets) and the variation of value of derivatives hedging the WISE portfolio (synthetic securitisation of a portfolio of enhanced bonds).
- Non-recurring elements, in particular gains and losses on the disposal of holdings and instruments booked at amortised cost or at fair value through equity, costs and gains associated with litigation, cost and indemnities induced by the exit of projects or contracts, restructuring costs as well as costs associated with Group strategic restructuring projects or exceptional operational taxes.

Analysis of the consolidated income statement

CONSOLIDATED INCOME STATEMENT – ANC FORMAT		
(in EUR million)	2020	2021
Net banking income	(216)	(126)
Operating expenses and depreciation, amortisation and impairment of tangible fixed assets and intangible assets	(334)	(298)
Gross operating income	(550)	(424)
Cost of credit risk	(169)	(117)
Net gains or losses on other assets	101	0
Pre-tax income	(618)	(307)
Income tax	(1)	(52)
Result from discontinued operations, net of tax	0	25
Net income	(619)	(334)
Minority interests	(1)	0
Net income Group share	(618)	(334)

Analytical presentation of the results

The net income Group share of EUR -334 million as at 31 December 2021 is composed of the following elements:

- EUR -133 million attributable to recurring elements,
- EUR +3 million linked to accounting volatility elements,
- EUR -203 million generated by non-recurring elements.

ANALYTICAL PRESENTATION OF THE RESULTS OF THE DEXIA GROUP

(in EUR million)	2020	2021			
	Total	Total	Recurring elements	Accounting volatility elements	Non-recurring elements
Net banking income	(216)	(126)	27	3	(156)
Operating expenses and depreciation, amortisation and impairment of tangible fixed assets and intangible assets	(334)	(298)	(279)	0	(18)
Gross operating income	(550)	(424)	(252)	3	(174)
Cost of credit risk	(169)	117	117	0	0
Net gains or losses on other assets	101	0	0	0	0
Net result before tax	(618)	(307)	(136)	3	(174)
Income tax	(1)	(52)	2	0	(54)
Result from discontinued operations, net of tax	0	25	0	0	25
Net income	(619)	(334)	(133)	3	(203)
Minority interests	(1)	0	0	0	0
Net income, Group share	(618)	(334)	(133)	3	(203)

Recurring elements

The net income Group share from recurring items was EUR -133 million as at 31 December 2021, compared to EUR -475 million at the end of December 2020.

The net banking income mainly reflects the net interest margin, which corresponds to the cost of carrying assets as well as the Group's transformation result. The net interest margin increased by EUR 25 million compared to 31 December 2020, to EUR +37 million as at 31 December 2021, mainly due to the decrease of the cash collateral cost over the year.

At EUR -279 million, costs are down by EUR -28 million compared to 31 December 2020. This mainly reflects efforts to control general operating expenses (EUR -17 million), as well as lower taxes and regulatory contributions (EUR -10 million), linked in particular to the reduction of contributions to the Single Resolution Fund and lower supervision costs.

The principal change in the recurring result compared to 31 December 2020 is the cost of risk. In 2020, the Covid-19 crisis had indeed materialised through an increase in expected losses, with the cost of risk amounting to EUR -169 million as at 31 December 2020 against EUR +117 million as at 31 December 2021. The cost of risk for the year is principally composed of:

- a reversal of collective provisions for a net amount of EUR +156 million, resulting from the update of macroeconomic scenarios used for the assessment of expected credit losses

under IFRS 9, the move of the exposure on the Central Bank of Tunisia from Stage 2 to Stage 3 following the classification of the counterparty as unlikely-to-pay, as well as the update of the calculation parameters and the evolution of the portfolio (rating changes, disposals, natural amortisation),

- an increase in specific provisions of EUR -30 million. The impact of the additional provisioning on Tunisia following the move of the exposure to Stage 3 was partially offset by reversals, in particular related to the total or partial early repayment of certain exposures.

Taxes amounted to EUR +2 million.

Accounting volatility elements

Driven by the positive contribution related to the reform of the benchmarks (IBOR), the accounting volatility elements generated a slightly positive impact of EUR +3 million at the end of December 2021 against EUR -31 million at the end of December 2020. The main components of the result for the year are:

- an unfavourable impact (EUR -151 million) on fair value hedging inefficiencies, linked to the evolution of market parameters, in particular the tightening of spreads on Currency Basis Swaps and on BOR-OIS, partially offset by the increase of interest rates in EUR and GBP,

RECURRING ELEMENTS

(in EUR million)	2020	2021
Net banking income	1	1
Operating expenses and depreciation, amortisation and impairment of tangible fixed assets and intangible assets	(307)	(279)
o/w Expenses excl. operational taxes	(243)	(225)
o/w Operational taxes	(64)	(54)
Gross operating income	(306)	(252)
Cost of credit risk	(169)	117
Net result before tax	(475)	(136)
Income tax	(1)	2
Net income	(476)	(133)
Minority interests	(1)	0
Net income, Group share	(475)	(133)

- EUR +117 million income related to the transition of fair value hedging derivative contracts indexed on GBP LIBOR within the context of the benchmark reform (cf. Highlights section of this annual report),
- a positive variation in the value of assets classified at fair value through profit or loss (EUR +19 million),
- a neutral effect of the Funding Value Adjustment (FVA), the Credit Value Adjustment (CVA) and the Debit Valuation Adjustment (DVA).

Non-recurring elements

Non-recurring items amounted to EUR -203 million as at 31 December 2021 compared to EUR -112 million as at 31 December 2020 and include:

- losses related to asset disposals under the programme validated in 2019, for an amount of EUR -130 million, against EUR -72 million at the end of 2020,
- a net negative impact of litigation provisions of EUR-32 million,
- an impact of EUR -18 million, mainly related to restructuring and transformation costs, within the context of the Group's resolution,
- EUR +25 million from the settlement of a dispute involving a former subsidiary of the Group, recorded in the result of discontinued operations,
- a deferred tax charge of EUR -54 million, related to the transfer of Dexia Crediop shares to Dexia Crédit Local Dublin (cf. Highlights section in this annual report).

Evolution of the consolidated balance sheet

As at 31 December 2021, the Group's consolidated balance sheet total amounted to EUR 98.7 billion, compared to EUR 114.4 billion as at 31 December 2020, i.e. a decrease of EUR 15.8 billion, driven by the rise in interest rates and the dynamic reduction of the portfolios.

The asset portfolio now stands at EUR 35.6 billion, composed of EUR 20 billion in bonds and EUR 15.6 billion in loans, mainly denominated in euros. It includes Italian sovereign and European public sector exposures (France, Italy, Spain, Portugal) as well as residual UK, US and Japanese asset portfolios. On the assets side and at constant exchange rates, the decrease of the balance sheet is explained by the improvement of fair value items and posted cash collateral (EUR -12 billion) and by the reduction of the asset portfolio (EUR -6.2 billion). On the liabilities side and at constant exchange rate, the evolution of the balance sheet is mainly due to the reduction of the stock of market funding (EUR -8.8 billion) and to the decrease of fair value items and cash collateral received (EUR -8.7 billion).

Over the year, the impact of exchange rate variations on the evolution of the balance sheet was significant and amounted to EUR +2.3 billion, taking into account the depreciation of the euro, notably against the pound sterling and the US dollar.

NON-RECURRING ELEMENTS

(in EUR million)	2020	2021
Net banking income	(186)	(156)
Operating expenses and depreciation, amortisation and impairment of tangible fixed assets and intangible assets	(27)	(18)
o/w Expenses excl. operational taxes	(26)	(17)
o/w Operational taxes	(1)	(1)
Gross operating income	(213)	(174)
Cost of credit risk	0	0
Net gains or losses on other assets	101	0
Net result before tax	(112)	(174)
Income tax	0	(54)
Result from discontinued operations, net of tax	0	25
Net income	(112)	(203)
Minority interests	0	0
Net income, Group share	(112)	(203)

Risk management

Introduction

In 2021, the Risk Management activity line continued actively to manage the risk carried by Dexia, in line with the Risk Appetite Framework (RAF). This framework, which includes indicators of solvency, liquidity, profitability and operational as well as business continuity risks, is intended to define the principles for assessing any deviation of the risk profile from the strategic plan approved by the Group's management bodies.

Against the background of the ongoing health crisis, the Group continued to deploy the necessary resources to protect its teams and ensure operational continuity. The department in charge of monitoring operational risks was fully involved in coordinating the widespread teleworking framework, thus ensuring the continuation of all activities within a reinforced security framework.

The gradual attenuation of the impact of the pandemic resulted in a positive cost of risk of EUR +117 million in 2021, mainly due to the favourable update of the macro-economic parameters used for the assessment of expected credit losses under IFRS 9 and to the review of sensitive sectors carried out by the Group.

During the year, Dexia pursued its asset disposal programme, focused mainly on project and corporate finance and public sector assets. The Group also reduced its concentration risk by disposing of outstanding loans to the Republic of Italy and the State of Illinois.

Outsourcing contracts, in particular the agreements between Dexia and Cognizant concerning IT and back-office services as well as IT infrastructure, are closely monitored, in particular through Risk Appetite Framework indicators.

Since 30 June 2021, Dexia has been applying the new CRR2 regulation impacting both the calculation of Exposure at Default (EAD) and risk-weighted assets as well as prudential reporting.

Dexia is closely monitoring the repercussions of the conflict in Ukraine on the financial markets and, more generally, on the geopolitical context. The Group has no direct exposure to Ukraine or Russia. It has an indirect exposure to the Croatian subsidiary of a Russian bank, via a deposit of an insignificant amount. Moreover, Dexia has no exposure to the Russian rouble (RUB) or the Ukrainian hryvnia (UAH).

Gouvernance

The Dexia Group policy on risks is defined and supervised by the Board of Directors.

The role of the Risk activity line is to implement the Group's strategy on monitoring and managing risk and to put independent and integrated risk measures in place. The Risk activity line identifies and monitors the risks to which the Group is exposed. If necessary it proactively alerts the relevant committees and proposes corrective actions where applicable. In particular, the Risk activity line decides on the amount of provisions deemed necessary to cover the risks to which the Group is exposed.

Role of the Risk Committee, the Management Board, the Transaction Committee and the ALCO Committee

The Risk Committee, created within the Dexia Board of Directors, is responsible for monitoring aspects relating to risk strategy and validation of the level of tolerance of both current and future risk, as defined by the Board of Directors. It assists the Board of Directors in its supervision of the implementation of that strategy.

The Management Board is responsible for implementation of the various policies and directives framing Group strategy, particularly with regard to risk. To facilitate Group operations, a system of delegation of Management Board powers has been put in place.

Thus the Management Board delegates its decision-taking powers in relation to:

- operations giving rise to credit risk to a Transaction Committee,
- balance sheet operations to an ALCO Committee,
- market operations to a Market Risk Committee.

The Risk activity line establishes risk policies and submits its recommendations to the Management Board and to the sub-committees. It deals with the monitoring and operational management of Group risks under the supervision of those committees.

More detailed information on the Risk Committee, the Management Board, the Transaction Committee and the ALCO Committee is provided in the "Governance" chapter in this annual report.

Organisation of the Risk activity line

The Risk Management Executive Committee

As at 31 December 2021, the Risk Management Executive Committee is chaired by the Chief Risk Office and each department is represented within it:

- the Credit Analysis Centres department,
- the Market Risk department,
- the Permanent Control, Operational Risk and IT Systems Security department,
- the Risk Models, Quantification and Default Monitoring department,
- the Transversal Risk Management department,
- the Risk Metrics and Reporting department,
- the Internal Validation department.

The Data Regulatory Expertise department, although attached to the Finance Division, participates in the Risk Management Executive Committee.

The Risk Management Executive Committee meets on a weekly basis to review risk management strategies and policies as well as the main internal reports before they are disseminated outside the activity line. It is also responsible for monitoring regulatory issues, validating collective provisioning methodologies and the general organisation of the activity line. Finally, it also monitors key issues related to Accounting Control and Compliance.

In particular, the Risk Management Executive Committee is responsible for monitoring models (developments, reviews, back testing, stress testing) on the proposal of the teams responsible for managing risk models, quantification and default monitoring and the market risk team. It regularly informs the Management Board and the Risk Committee about the use of the models and their developments and/or any difficulties encountered.

The organisation and operation of the activity line also rely on other committees, the prerogatives of which are governed by a system of delegation of powers, depending on the nature of the risks to which the Group is exposed.

Typology of the risks monitored by Risk Management

Risk Appetite Framework

The Risk Appetite Framework (RAF) is a regulatory requirement which defines Dexia's level of risk tolerance as approved by the Board of Directors and falls within the implementation of Dexia strategy. It defines the Group's risk profile and qualifies the types of risk which Dexia is inclined to hold, minimise, attenuate or transfer in order to achieve its strategic objectives. The RAF considers Dexia's significant risks and relies on Dexia's strategy and capital forecasts.

The RAF was introduced in Dexia in 2016. It includes a Risk Appetite Statement (RAS), qualitative and quantitative risk limits and an overview of the roles and responsibilities of bodies and functions which supervise implementation and monitoring. It is subject to regular monitoring and an annual review in order to integrate any new regulatory, strategic or operational development. Indeed, the RAS and RAF indicators were updated during 2021, within the context of the Covid-19 crisis but also to strengthen the steering framework of outsourced activities, in line with Dexia's organisational model. A consolidated quarterly scorecard is presented by the Risk Management department to the Risk Committee

and the Board of Directors, with the aim of closely and thoroughly monitoring the main risk indicators and informing the Group's decision-making bodies.

Credit Risk

Credit risk represents the potential loss, materialised by the reduction in value of an asset or by the payment default, that Dexia may suffer as the result of deterioration in the solvency of a counterparty.

The Credit Analysis Centres department defines the Group's credit risk policy, which encompasses supervision of the processes for rating counterparties, analysing credit files and monitoring exposures within the Group. It also determines the specific provisions presented quarterly when the accounts are approved by the Board of Directors.

Along with the Risk Committee, the Management Board and the Transaction Committee, the following three committees meet on a quarterly basis:

- The **Watchlist Committee** supervises assets considered to be "sensitive", and placed under watch, and decides on the amount of provisions set aside.
- The **Default Committee** screens and monitors counterparties in default, by applying Group internal rules in compliance with the regulatory framework.
- The **Rating Committee** ensures that internal rating processes are aligned with the established principles and that those principles are consistent across the Group's various entities.

Market Risk

Market risk represents the Group's exposure to changes in market parameters, such as interest and exchange rates. Interest rate risk consists of structural interest rate risk and specific interest rate risk associated with a given credit counterparty. The latter arises from fluctuations in the credit spread on specific counterparties within a rating class. The foreign exchange risk represents the potential decrease in the value of assets arising from fluctuations in exchange rates against the euro, which is the reference currency in which the Dexia Group prepares its financial statements. The interest rate and foreign exchange risks of the positions within the banking portfolio are part of the transformation risk.

Market risk policy and management are in the hands of the Management Board. To facilitate the Group's operational management, a system of delegated authority has been put in place:

- The **Market Risk Committee** is responsible for market risk governance and standards. It defines the risk limits that form the general framework for the Group's risk policy, analyses risk results and positions and approves risk measurement methods. It meets on a monthly basis.
- The **Valuation and Collateral Monitoring Committee** meets each month to analyse indicators relating to collateral management, to decide on action plans for significant valuation differences and to monitor the valuation of structured products.

Under the aegis of the Management Board and specialist risk committees, the Market Risk department identifies, analyses and monitors risks and results (including financial instrument valuations) associated with market activities.

Transformation and liquidity risk

Monitoring transformation risk involves monitoring the risk of loss associated with the transformation of the banking portfolio, as well as liquidity risk.

Transformation risk arises when assets are refinanced by resources presenting a different maturity, indexation or currency. It includes structural risks associated with the financing of holdings with equity in foreign currencies.

Liquidity risk measures Dexia's ability to deal with its current and future cash requirements, both on a discounted basis and in the event of a deterioration of the Group's environment, on the basis of a range of stress scenarios

Transformation risk management is carried out by the "Financial Strategy" team located within the Finance activity line. Management actions are reviewed and validated by the ALCO Committee, on delegation from the Management Board. Within the Risk department, a dedicated ALM Risk team is responsible for defining the risk framework within which management can be carried out, validating the models used for the effective management of this risk, monitoring exposures and checking their compliance with the principles established by the Group. Furthermore, the ALM Risk team also defines the stresses to be applied to the various risk factors, proposes the risk acceptance levels and ensures compliance with the regulatory framework in force.

Operational Risk and IT Systems Security

Operational risk represents the risk of financial or non-financial impacts arising from a shortcoming or failure in internal processes, personnel or IT systems, or external factors. This definition includes IT, legal and compliance risks.

The Management Board regularly monitors the evolution of the risk profile of the Group's various activities and delegates the operational management of risk monitoring to the specialist committees dealing with operational risks led by the Operational Risk function. During these committees, the main risks identified are examined and corrective actions and, if necessary, preventive or improvement measures are decided. A committee dedicated to business continuity and IT systems security examines and decides on the actions to be taken to ensure business continuity and the implementation of the IT systems security policy.

Operational risk, activity continuity and IT systems security management is coordinated by a central team within the Risk activity line, supported by a network of correspondents within all entities, as well as within the Group's various departments. Within each field of activity, an operational risk correspondent coordinates data collection and assesses risks, as well as proposing and monitoring remediation action plans. Supported by the operational risk management function and via communication channels put in place specifically to guide the "community" of correspondents, it ensures good operational continuity management.

Regulatory Risk

To ensure a proactive response to the various regulatory requirements, the Regulatory Risk Committee is responsible for defining Dexia's general approach to prudential problems and ensuring exhaustive cover for the various regulatory topics. It informs the different activity lines of the main regulatory developments, asks for and organises the various impact analyses and liaises with the various international entities on the implementation of new reforms.

ICAAP/ILAAP

The "Stress Tests and Pillar 2" Committee, under the joint responsibility of the Finance and Risk activity lines, steers the internal ICAAP and ILAAP processes. This committee approves all matters concerning governance, risk measures and results before they are submitted to the Management Board, the Risk Committee and the Board of Directors. In addition to regular regulatory and economic stress tests, particular attention has been paid to the potential impacts of the health crisis. The ICAAP and ILAAP results are independently analysed by the Internal Validation department. In continuity with previous years, analyses of the risks of deviations from the strategic plan were carried out for the ICAAP/ILAAP file (subject to exchanges with the regulators within the framework of the SREP) as well as ad hoc analyses to support strategic choices.

Risk Monitoring

Credit risk

Exposure to credit risk

Dexia's credit risk exposure is expressed as Exposure at Default (EAD). It corresponds to the best estimate of the credit risk exposure in case of default. The definition of EAD used by Dexia is included in Note 7 to the consolidated financial statements in this annual report.

As at 31 December 2021, Dexia's credit risk exposure amounted to EUR 73.8 billion compared to EUR 82.9 billion at the end of December 2020, i.e. a decrease of 11%, mainly due to the natural amortisation of the portfolio, asset disposals and early repayments.

EUR 34.8 billion of the exposure is in loans and EUR 35.4 billion in bonds. They are mainly concentrated in France (27%), the United Kingdom (25%) and Italy (22%). The exposure to France includes deposits with the Banque de France, as part of the management of the liquidity reserve. These deposits amounted to EUR 9.7 billion as at 31 December 2021.

EXPOSURE BY GEOGRAPHIC REGION

(in EUR million)	31/12/2020		31/12/2021
	EAD IFRS	EAD COREP	EAD COREP
France	20,962	21,041	19,594
United Kingdom	20,648	20,549	18,116
Italy	18,643	18,485	16,335
Spain	4,646	4,602	3,890
United States	4,628	4,626	3,697
Portugal	3,673	3,666	3,381
Japan	3,083	3,073	2,873
Other European countries	2,551	2,538	2,396
Germany	657	645	743
Central and Eastern Europe	857	858	643
Canada	601	592	378
Scandinavia	92	92	63
Tunisia	128	113	51
Central and South America	37	37	43
Switzerland	95	95	31
South-East Asia	6	6	5
Others ⁽¹⁾	1,551	1,866	1,577
TOTAL	82,858	82,884	73,816

(1) Includes supranational entities and Australia.

As at 31 December 2021, exposures remained mainly concentrated on the local public sector and sovereigns (74%) taking Dexia's historic activity into account.

EXPOSURE BY CATEGORY OF COUNTERPARTY

(in EUR million)	31/12/2020		31/12/2021
	EAD IFRS	EAD COREP	EAD COREP
Local public sector	33,251	33,165	28,128
Sovereigns	28,595	28,421	26,458
Project finance	6,581	6,321	5,921
Corporates	5,585	5,567	5,827
Financial institutions	6,218	6,184	4,491
Monolines	1,317	1,317	1,254
ABS/MBS	1,311	1,240	1,182
Others (individuals, SME, self-employed)	0	669	555
TOTAL	82,858	82,884	73,816

The quality of Dexia's credit portfolio remains high, with 92% of exposures rated investment grade as at 31 December 2021.

EXPOSURE BY RATING (INTERNAL RATING SYSTEM)

(in EUR million)	31/12/2020		31/12/2021
	EAD IFRS	EAD COREP	EAD COREP
AAA	19.8%	20.0%	21.2%
AA	6.2%	6.2%	4.9%
A	24.2%	24.1%	19.7%
BBB	41.9%	41.5%	45.6%
Non-investment grade	7.3%	7.1%	7.2%
D	0.6%	0.5%	0.6%
No rating	0.1%	0.7%	0.6%
TOTAL	100%	100%	100%

Particular attention is paid to the sectors and countries listed in the following table in view of the significant amounts of exposure or the degree of sensitivity. The main developments and significant facts for those sectors and countries in 2021 are presented in the following paragraphs.

GROUP SECTOR EXPOSURE TO CERTAIN COUNTRIES

(in EUR million)	Total	o/w local public sector	o/w project finance and corporates	o/w financial institutions	o/w ABS/MBS	o/w sovereigns	o/w monolines	o/w others (individuals, SME, self-employed)
France	19,594	4,118	1,969	1,488	0	11,475	363	181
United Kingdom	18,116	8,989	6,563	542	1,158	0	863	0
Italy	16,335	7,439	62	126	0	8,693	0	15
Spain	3,890	2,683	644	182	22	360	0	0
United States	3,697	1,326	1,144	922	2	274	28	2
Portugal	3,381	520	33	0	0	2,827	0	0
Japan	2,873	2,630	0	244	0	0	0	0
Tunisia	51	0	0	0	0	51	0	0

GROUP SECTOR EXPOSURE BY RATING

(in EUR million)	Total	AAA	AA	A	BBB	NIG ⁽¹⁾	D	No rating
Local public sector	28,128	1,612	2,308	7,489	12,169	4,349	157	44
Sovereigns	26,458	13,918	0	960	11,530	0	51	0
Project finance	5,921	0	0	695	4,084	893	248	0
Corporates	5,827	0	0	726	5,049	37	2	14
Financial institutions	4,491	0	189	3,458	810	25	0	10
Monolines	1,254	0	0	1,226	28	0	0	0
ABS/MBS	1,182	0	1,152	2	0	28	0	0
Others (individuals, SME, self-employed)	555	156	0	0	11	0	0	387
TOTAL	73,816	15,686	3,649	14,557	33,681	5,331	458	455

(1) Non-investment grade.

Dexia Group commitments to sovereigns

Dexia Group's commitments to sovereigns are concentrated essentially in France, Italy and to a lesser extent Portugal.

As vaccination campaigns progressed and restrictions began to be lifted, the global economy rebounded strongly in the spring of 2021 and continued to ride the wave of reopening over the summer. By the third quarter, output and unemployment in the European Union (EU) as a whole were almost back to pre-crisis levels, although the pace of recovery is uneven across countries. Thanks to extensive and well-coordinated monetary and fiscal measures, the damage to the economy appears to be considerably less than feared at the start of the pandemic.

The recovery of demand in the EU, but also in most advanced economies, has been such that supply is struggling to keep up. Logistical bottlenecks, tight supply chains and shortages of raw materials and intermediate items are putting pressure on production and delivery times. High energy prices, especially for natural gas and electricity, are also holding back growth and fuelling inflationary pressures. Although the EU economy is expected to continue its recovery and inflation to decline gradually, the level of uncertainty remains high.

For the euro zone, GDP growth of 5% is expected in 2021, with France and Italy well above this at 6.5% and 6.2%, respectively.

Although public debt levels have risen sharply, central bank support measures are currently allowing European sovereigns to finance themselves at low rates, making these debt levels more sustainable.

The exposure to Italian sovereigns amounted to EUR 8.7 billion as at 31 December 2021. Prime Minister Mario Draghi's new government, with its broad support in parliament, is encouraging for much needed reforms.

Although the UK's GDP is expected to reach its pre-pandemic level by the second quarter of 2022, its exit from the EU is expected to continue to weigh on its trade and growth. Dexia has no significant exposure to the UK sovereign. Its total exposure to the United Kingdom is nevertheless significant, at EUR 18 billion as at 31 December 2021, and is mainly related to local authorities, utilities active in the field of water, gas and electricity transmission and distribution, project finance and social housing, which are a priori not very sensitive to the consequences of the United Kingdom's exit from the European Union.

Tunisia has been hit hard by the Covid-19 pandemic, notably through the decline in tourism, a key sector for the country. Public and external debt, already high, has increased sharply. The success of negotiations with the IMF is uncertain following some of the President's decisions while the country faces difficult financing conditions and significant financing needs. As at 31 December 2021, Dexia's outstanding exposure to Tunisia amounted to EUR 51 million, entirely concentrated on the sovereign.

At the beginning of 2022, Dexia is closely following the evolution of the geopolitical context in Eastern Europe and in particular the repercussions of the conflict in Ukraine. The Group has no direct exposure to Ukraine or Russia. It has an indirect exposure to the Croatian subsidiary of a Russian

bank, via a deposit of an insignificant amount. Moreover, Dexia has no exposure to the Russian rouble (RUB) or the Ukrainian hryvnia (UAH).

Dexia Group commitments to the local public sector

Given Dexia's historical activity as a lender to local authorities, the local public sector represents a significant part of the Group's outstandings, which are mainly concentrated in Western European countries (the United Kingdom, Italy, France, Spain), in the United States and in Japan.

France

Dexia's exposure to the French public sector amounted to EUR 4.1 billion as at 31 December 2021.

Despite the ongoing health crisis, the financial situation of local authorities tended to improve in 2021 thanks to the stability of financial transfers from the State, the implementation of exceptional support measures, in particular a recovery plan, of which EUR 10.5 billion is dedicated to local authorities, and a favourable outlook for local and economic taxation.

The analyses of the provisional accounts tend to confirm a rebound in local investment in 2021, based in particular on a revival of economic activity from which the local authorities benefit through their tax revenue basket, which is now more sensitive to the economic situation (value added tax).

As expected, the crisis has affected local authorities less, even if the impact is contrasted. Indeed, the large cities, which had to face exceptional expenses to manage the health situation, as well as the tourist and overseas municipalities, deprived of part of their income during the periods of lockdown, are those which suffered most from the crisis. Specific aid to mountain municipalities, the activity of which was heavily penalised by the pandemic, was put in place by the State in 2021, thus considerably mitigating the feared budgetary shock.

The financial health of the départements is generally better than initially anticipated thanks to a surge in transfer duties against payment (*Droits de mutation à titre onéreux* – DMTO) and a small increase in the *Revenu de Solidarité Active* (RSA). Nevertheless, concerns remain regarding the RSA and the number of beneficiaries, which could rise sharply following the tightening of unemployment benefit conditions in force since 1 October 2021, especially as this increase could be accompanied by a fall of DMTO.

As for the regions, they suffered a sharp fall of their gross savings (-21.7%), but overall their initial situation was more favourable. While their real operating income fell, they continued to invest (+15%) to support businesses hit by the crisis, with a EUR 500 million contribution to the national solidarity fund or the implementation of regional funds. This investment expenditure was financed by an increased recourse to debt, raising the average debt reduction ratio of the regions from 4.3 years in 2019 to 6.1 years in 2020.

Italy

Dexia's exposure to the Italian public sector amounted to EUR 7.4 billion as at 31 December 2021, of which the main part relates to Regions (55%) and Municipalities (32.7%)

As of 2020, the central government has set up a number of compensation funds, for more than EUR 20 billion, intended to compensate local authorities for the loss of revenue (funds for the exercise of health, social and educational functions, funds for public transport, funds for the payment of old bills to suppliers).

The revenues of cities are under greater pressure than those of regions, due to a closer link with local economies, while regions are more dependent on government subsidies. After an unprecedented decline in economic activity triggered by the pandemic, tax revenues are expected to recover in 2021 and return to pre-crisis levels by 2022.

To date, no defaults have been recorded on Italian local governments, including municipalities.

Spain

Dexia's exposure to the Spanish public sector amounted to EUR 2.6 billion as at 31 December 2021.

The Spanish regions benefit from the support of the Spanish State and, to a lesser extent, of the European Union through the Autonomous Communities Financing Fund, which in 2021 materialised in the payment of EUR 37.7 billion from the Spanish State, mainly via the liquidity fund for the regions, and of EUR 3.1 billion from the European Union via the REACT-EU liquidity fund, which provides liquidity in the form of loans.

Within the context of the health crisis, the State had also granted its Autonomous Communities EUR 16 billion via the Covid fund at the end of 2020. Financial support has been maintained in 2021 through the extraordinary fund amounting to EUR 13.5 billion. This extraordinary transfer is established with the aim of cushioning the effects of the pandemic on regional finances.

In return for this aid, the State's control over regional or local finances is reinforced.

Dexia has a high outstanding amount of EUR 1.3 billion on Catalonia and its related entities. Catalonia is one of the main Spanish regions and an important centre of economic attractiveness for Spain, but its financial situation remains tense. It therefore benefits from strong support from the State. No payment incident on Catalonia or the other Spanish regions to which the Group is exposed was recorded in 2021.

Most of Dexia's clients in the Municipalities and Provinces segment are in good financial health, with a surplus cash position, except for some clients whose maturities are covered by the *Fondo de Ordenacion*. In addition, municipalities and provinces are allowed to allocate their surpluses to meet social needs arising from the health crisis (Article 3 of the Decree on State Alert Measures). In case of lack of liquidity, municipalities benefit from cash lines from the Provinces (*Diputaciones*), in the form of advances for tax collection. Finally, cities and provinces in difficulty due to the crisis benefit from the Extraordinary Fund for the provision of social services, as well as from current transfers from their respective regions.

United States

Dexia's exposure to the public sector in the United States amounted to EUR 1.3 billion as at 31 December 2021.

The majority of the local public sector exposure in the US is to states (46%) and local governments (8%). Like the US local public market, Dexia's portfolio is of good quality and is generally insured by monolines.

The main risks affecting the sector are the medium and long-term risks related to the increase of pension liabilities, with a greater or lesser capacity for reform depending on the legislative framework of each state, and the possible subordination of bond lenders to the beneficiaries of the pension plans. The US public sector received a considerable amount of direct federal aid in the year 2021 as a result of the pandemic (USD 195 billion

for states and USD 130 billion for local governments), which has mitigated the difficulties faced by the US public sector. In addition, revenues for most states were better than expected due to the strong rebound of the US economy in 2021.

In 2021, Dexia benefited from favourable market conditions to reduce its exposure to the State of Illinois, which amounted to EUR 0.6 billion as at 31 December 2021. After a deterioration caused by the pandemic, Illinois' financial situation began to improve in 2021, mainly due to higher than expected revenues and an unprecedented USD 8.1 billion in direct federal aid. The main long-term challenge for the state remains its very large unfunded pension liability, which is a significant drain on the state budget.

Dexia Group commitments to project finance and corporates

The project finance and corporate loan portfolio amounted to EUR 11.7 billion as at 31 December 2021, down 1% compared to the end of 2020. This portfolio has contracted, on the one hand, due to natural amortisation and some early repayments and, on the other hand, as a result of Dexia's asset disposal programme.

The portfolio is composed of 50% project finance, the balance being corporate finance, such as acquisition finance, commercial transactions or corporate bonds.

The portfolio is of good quality: 81% of project finance and 99% of corporate finance are rated Investment grade (after taking into account associated guarantees).

In terms of geographical spread, the UK accounts for approximately 56% of the project finance (PPP) and corporate (Utilities) portfolio. 97% of this exposure is rated investment grade. At this stage, Dexia has not seen any significant negative impact on this portfolio as a result of the UK's exit from the European Union and does not anticipate any in the short term.

The Project and Corporate Finance sector is one of the sectors the activity of which has been strongly impacted by the Covid-19 pandemic. Given the security and liquidity reserves included in project finance, the impacts of the pandemic are bearable in the short term. The final impact will depend on the duration of the crisis and the recovery conditions. After analysis of the Group's portfolio, the main sectors impacted in which Dexia has a significant presence are:

- The airport sector (exposure of EUR 175 million). The sector is very strongly impacted but Dexia's counterparties seem to be able to cope with the temporary reduction of their activity. Some of these exposures are guaranteed by a monoline.
- The transport infrastructure sector bearing a traffic risk (excluding airports) on which Dexia has an exposure of EUR 1.7 billion, mainly in Europe. These counterparties generally benefit from reserve accounts allowing them to cover a half-yearly maturity, which allows them to assume the very sharp drop in traffic observed during the months of lockdown. The first available information on traffic indicates a satisfactory recovery, but this remains dependent on the health measures taken in each country.
- The gas and oil sector to which Dexia Crédit Local has a low exposure, up to EUR 39 million, even if the difficulties encountered, particularly in 2020 (fall in energy prices), are only partly due to the health crisis. To date, the quality of Dexia's exposures in this sector remains globally satisfactory, with the exception of one fully provisioned case.

Dexia Group commitments to ABS

As at 31 December 2021, the Group's ABS portfolio amounted to EUR 1.2 billion, down by 5% following the refinancing of part of the ABS on hospital receivables in Italy. 100% of the portfolio is rated investment grade, compared to 92.7% at the end of December 2020.

Dexia Group commitments to financial institutions

Dexia's commitments to financial institutions amounted to EUR 4.5 billion as at 31 December 2021.

In 2021, the end of the strict lockdowns as observed in 2020 and the gradual recovery of economic activity allowed financial institutions to resume their activity in a more stable environment. However, the resurgence of new Covid variants continued to weigh on activity in many global economies.

Uncertainties also persist regarding energy prices and disruptions in supply chains, posing new risks to the creditors of financial institutions around the world. Banks have continued their policy of cost containment in order to address potential future declines in operating income, the likely rise in inflation and rising debt levels.

Supervisors continued to provide support measures to ease regulatory pressures on financial institutions, which reduced the credit risk on these counterparties.

Dexia Group commitments to monolines

Dexia is indirectly exposed to monolines in the form of financial guarantees ensuring the timely payment of principal and interest payable on certain bonds and loans. Actual claims against monoline insurers only become payable if real defaults occur in the underlying assets. Dexia's enhanced bonds benefit from increased trading values and, in some cases, capital relief due to the credit enhancements provided.

As at 31 December 2021, the exposure to monolines used for the calculation of risk weights amounted to EUR 1.3 billion. 78% of the exposure is insured by monolines rated investment grade by at least one external rating agency. With the exception of one counterparty, all the credit enhancers continue to honour their initial commitments.

Impairment on counterparty risks - Asset quality

The year 2021 was marked by:

- the gradual mitigation of the impact of the health crisis on the estimation of collective provisions with, in particular, a more favourable update of the macroeconomic scenarios used to determine the Probability of Default (PD) and Loss

ASSET QUALITY

(in EUR million)	31/12/2020	31/12/2021
Impaired assets ⁽¹⁾	556	577
Specific provisions ⁽²⁾	134	164
o/w Stage 3	125	157
POCI	9	6
Coverage ratio ⁽³⁾	24.1%	28.5%
Collective provisions	320	164
o/w Stage 1	21	9
o/w Stage 2	299	155

(1) Outstanding: calculated on the impairable IFRS 9 scope (fair value through equity + amortised cost + off-balance-sheet).

(2) Provisions: in line with the portion of the portfolio taken into account for calculation of the outstanding including impairments related to Purchased or Originated Credit Impaired (POCI).

(3) Ratio between specific provisions and impaired assets

Given Default (LGD) taken into account for the assessment of expected credit losses under IFRS 9 (cf. section “Review of macroeconomic scenarios and sensitive sectors” below),

- the review of LGD models in the project finance sector,
- the continuing transformation of the Group and the asset disposal programme.

As at 31 December 2021, collective provisions amounted to EUR 164 million, of which EUR 9 million in Stage 1 provisions and EUR 155 million in Stage 2 provisions. The decrease of EUR 144 million over the year in Stage 2 provisions results from the update of the macroeconomic scenarios used for the assessment of expected credit losses within the framework of IFRS 9, the change of the exposure on the Central Bank of Tunisia from Stage 2 to Stage 3 following the classification of the counterparty as unlikely-to-pay, as well as the update of the calculation parameters and the evolution of the portfolio (changes in rating, disposals, natural amortisation).

Dexia's stock of impaired assets amounted to EUR 577 million as at 31 December 2021, up by EUR 21 million compared to the end of 2020. Earmarked specific provisions amounted to EUR 164 million, up EUR 30 million compared to 31 December 2020.

The increase in impaired assets and specific provisions is explained by the move of the Tunisian exposure to Stage 3, offset by reversals related to the total or partial early repayment of certain exposures. As a result, the coverage ratio stood at 28.5% as at 31 December 2021.

Non-performing exposures and Forbearance practices

In order to facilitate monitoring and comparison between different European banks, the European Banking Authority has harmonised the definition of Non-Performing Exposure (NPE) and Forbearance practices.

- Non-performing exposures include exposures which are materially past due by more than 90 days or for which the Group believes the counterparty is unable to repay without the provision of collateral. As at 31 December 2021, outstanding non-performing exposures represent EUR 466 million (against EUR 511 million as at 31 December 2020), corresponding to 38 counterparties. The decrease of EUR 45 million is mainly related to NPE exits from public sector counterparties. Forbearance is defined as facilities granted by banks to counterparties experiencing or likely to experience financial difficulties in meeting their commitments (facilities that the banks would not otherwise have granted). As at 31 December 2021, 31 counterparties were subject to Forbearance, for an outstanding amount of EUR 370 million.

Review of macroeconomic scenarios and sensitive sectors

Given the improvement of the macroeconomic context in 2021, Dexia has changed the assumptions and estimates made for the preparation of its consolidated financial statements as at 31 December 2021. In particular, Dexia has reviewed the macroeconomic scenarios included in the point-in-time and forward-looking measures of the probability of default and loss given default models used for the assessment of expected credit losses under IFRS 9.

Thus, for the preparation of the consolidated financial statements as at 31 December 2021, Dexia has retained a “central” macroeconomic scenario based on the projections published by the European Central Bank (ECB) in June 2021 or by the

national supervisors when available (Belgium, France, Germany, Spain, Greece, Italy, Ireland, the Netherlands, Portugal, the United Kingdom, the United States and Tunisia).

This scenario takes into account a strong economic recovery after the 2020 shock, inter alia following the roll-out of vaccination campaigns. However, Dexia considered this scenario to be too favourable as the effect of the 2020 shock on defaults is time-lagged with respect to the specific context of the pandemic and the application of health and economic support measures. Therefore, a cautious approach has been adopted, taking into account the macroeconomic evolution since the beginning of the crisis and not only from the end of 2020. For example, the GDP growth of the euro zone used for the year 2021 in the point-in-time parameters (-2.5%) is the aggregated evolution of the GDP evolution observed over 2020 (-6.8%) and the GDP projection for 2021 in the ECB scenario (4.6%). The GDP developments considered for 2022 and 2023 for the euro area are those of the ECB (+4.7% and +2.1% respectively).

The IFRS 9 approach also allows for macroeconomic uncertainty around the central scenario. In this approach, a deviation of two standard deviations has been taken into account on the macroeconomic indicators for a projection horizon of three years. This deviation is calibrated by comparing the macroeconomic projections of past years with the actual macroeconomic developments. The resulting expected credit losses are thus obtained by weighting the central scenario with an improved scenario and a downgraded scenario, within this uncertainty range. For Dexia's credit portfolio, the expected losses being globally more sensitive to the downgraded scenario than to the improved scenario, the taking into account of the uncertainties around the central scenario results globally in a net increase of provisions, compared to the central scenario alone.

In addition to the baseline scenario, the ECB published an optimistic and a severe scenario in the context of the pandemic. These scenarios, detailed on the ECB website, provide additional information on macroeconomic uncertainty. As a sensitivity analysis, over three years the severe scenario foresees reduced GDP growth of around 4%, while the unemployment rate has increased by 1.3%. This results (considering that the ECB's severe scenario becomes Dexia's central scenario) in an increase in expected credit losses of 30%. Furthermore, Dexia pays particular attention to sensitive economic sectors, especially those sectors strongly impacted by the health crisis as identified in 2020. Thus, since 2020, all counterparties likely to be weakened by the crisis are systematically classified in Stage 2 if they are not classified in Stage 3. This concerns in particular airports, corporate real estate, French overseas and mountain communities, the oil, gas and tourism-entertainment sectors and the financing of student accommodation in the United Kingdom. All these sensitive sectors represent an exposure of EUR 11 billion out of a total of EUR 73.8 billion.

Dexia also conducts, on a quarterly basis, an in-depth analysis of non-performing counterparties in order to assess the consequences of the health crisis on their financial situation. At this stage, there is no significant increase in default events.

Standard approach for credit risk-weighted assets

Since the first quarter of 2020, Dexia has applied the standard approach to calculate credit risk-weighted assets. In order to calculate the minimum regulatory capital requirements, Dexia refers to the CRR2 regulation. For some types of assets, the applicable weighting is directly defined in the text of

CRR2 while for other types of assets, CRR2 defines the risk weighting according to the credit quality step, depending on the external rating.

As a general rule and with some exceptions for small portfolios, Dexia considers external ratings from Moody's, Fitch and Standard & Poor's. For the specialist sectors of monolines and financial guarantors, the two specialist agencies Kroll and AM Best are also considered.

Market risk

Risk measurement

The Dexia Group mainly assesses market risk using a combination of two measurement indicators, resulting in a limit-based risk management framework.

- **Value at Risk (VaR)** measures the expected potential loss for a 99% confidence interval and for a ten-day holding period. Dexia relies on a parametric VaR to measure the market risk inherent in the various portfolios and activities. The method of this VaR is based on a normal distribution of returns of risk factors.

- Limits in terms of positions, maturity, market and authorised products are put in place per type of activity. They guarantee consistency between global risk limits and the operational thresholds used by the front office.

The risk management system is completed by stress tests, which include events outside the probabilistic framework of VaR measurement techniques. The different assumptions of these degraded scenarios are regularly reviewed and updated. The consolidated stress test results and the corresponding analysis are presented to the Risk Committee on a quarterly basis.

Exposure to market risk

The Dexia trading portfolio consists of two groups of activities:

- transactions initiated by financial instrument trading activities until the date of the Group's orderly resolution, most of them covered back-to-back,
- transactions intended to cover risks arising from disinvestments or asset sales within the framework of the orderly resolution plan.

The main risk factors of the trading portfolio are:

- the interest rate risk, in particular on the euro zone and dollar zone,
- the cross currency basis swap risk,
- the basic BOR-OIS risk in the same currency.

Value adjustments (CVA, DVA, FVA) and their variation are not included in the VaR model but are included in stress scenarios.

Value at Risk (VaR)

The detail of the VaR from the trading portfolios is presented in the following table. At the end of December 2021, total consumption in VaR was EUR 1.2 million against EUR 1.1 million at the end of 2020.

(in EUR million)	2020	2021
VaR (10 days, 99%)		
Average	1.5	1.1
End of period	1.1	1.2
Maximum	20.3	1.49
Minimum	1.0	0.91

Sensitivity to the evolution of credit spreads of banking portfolios classified at fair value

On 19 July 2019, the Board of Directors approved the implementation of a new asset disposal programme. In accordance with IFRS 9, this change in management intent has resulted in a change in business model and therefore in the reclassification of the assets concerned as at 1 January 2020. The assets concerned, which had been classified at amortised cost when IFRS 9 was first applied, have been reclassified at fair value through profit or loss or equity, which has increased the sensitivity to changes in the fair value of the assets concerned until they are disposed of. However, this sensitivity has decreased during 2021 as a result of asset sales and natural amortisation.

Indeed, the portfolio classified at fair value through equity has a sensitivity to an increase in credit spreads of EUR -1.1 million as at 31 December 2021 against EUR -2.2 million as at 31 December 2020. The portfolio classified at fair value through profit or loss had a sensitivity to an increase in credit spreads of EUR -1.1 million as at 31 December 2021 compared to EUR -2.1 million as at 31 December 2020. Of these assets classified at fair value through profit or loss, those not meeting the SPPI criterion had a lower sensitivity at EUR -0.7 million per basis point at the end of 2021 against EUR -1 million a year earlier

Transformation risk

Dexia's Asset and Liability Management (ALM) policy aims to reduce liquidity risk as much as possible and to limit exposure to interest rate and exchange rate risk.

The actions taken by Dexia in 2021 to reduce the sensitivity of its balance sheet and its results to interest and exchange rate parameters are detailed in the "Highlights" chapter in this annual report.

Management of interest rate and exchange rate risk

Measurement of interest rate risk

Interest rate risk is measured via sensitivity. Risk sensitivity measures reflect balance sheet exposure to a 1% parallel shift on the yield curve. The sensitivity of the net present value of the positions measured in accrued interest to a movement in interest rates is the main indicator for measuring risk and for setting limits and monitoring risks.

The overall and partial sensitivities by time bucket are the main risk indicators used by the ALM Risk Committee, organised within the ALCO, to manage risk. The Dexia Group's structural interest rate risk is mainly concentrated on European long-term interest rates, and arises from the imbalance between Dexia's assets and liabilities after hedging for interest rate risk.

The sensitivity of long-term ALM was EUR -39.6 million as at 31 December 2021, against EUR -14.3 million as at 31 December 2020. This is in line with the ALM strategy, which seeks to minimise net interest margin volatility.

(in EUR million)	2020	2021
Sensitivity	(14.3)	(39.6)
Limit	+/-130	+/-130

Measurement of exchange risk

With regard to foreign exchange, the ALCO decides on the policy for hedging foreign exchange risk generated by the existence of assets, liabilities, income and expenditure in foreign currencies. Also subject to regular monitoring are:

- the structural risks associated with the funding of holdings in foreign currencies,
- elements liable to increase the volatility of the solvency ratios of the Group or its entities.

Structural exchange positions are subject to strict limits below which a systematic hedge policy is applied.

Management of liquidity risk

Dexia's policy for managing liquidity risk

Dexia's main objective is to manage the liquidity risk in euros and in foreign currencies for the Group, as well as to monitor the cost of funding so as to optimise the Group's results and to minimise volatility.

The liquidity management process aims to optimise the coverage of the Group's funding requirements taking into account the constraints to which it is exposed. Funding requirements are assessed, taking existing transactions into account as well as planned on and off-balance-sheet forecasts.

Dexia has a liquidity buffer, consisting of deposits with central banks and liquid assets on the repo market, enabling it to deal with stressed situations for at least one month without the need to take contingency measures. To manage the Group's liquidity situation, the Management Board regularly monitors the conditions for funding transactions on the market segments on which Dexia operates. It also guarantees proper execution of the funding programmes put in place. To that end, a specific and regular mode of information has been introduced:

- A daily report is provided to members of the Management Board, the State shareholders and guarantors and the supervisory authorities. This information is also used by all parties involved in managing the Dexia Group's liquidity position, in particular the Finance and Risk activity lines in charge of these topics, and the Funding and Markets activity line.
- A twelve-month funding plan is sent monthly to the State shareholders and guarantors, central banks and the supervisory authorities.

Measurement of liquidity risk

The Dexia Group had a consolidated LCR ratio of 176% as at 31 December 2021 against 222% as at 31 December 2020. This decrease is the result of the Group's efforts to optimise the liquidity reserve. The LCR ratio is also respected at a subsidiary level, each exceeding the minimum requirement of 100%.

The net stable funding ratio (NSFR) is also well above the 100% threshold and has increased from 136% at the end of December 2020 to 163% at the end of December 2021.

Operational risk and IT systems security

Dexia's policy on the management of operational risk and IT systems security

Dexia's policy regarding operational risk management consists of regularly identifying, measuring and assessing the various risks and implementing corrective actions or improvements to reduce the most significant operational risks. This system is supplemented by a prevention policy in particular covering IT security, business continuity and, when necessary, the transfer of certain risks via insurance.

Measuring and managing risk

Operational risk management is identified as one of the pillars of Dexia's strategy, within the context of its orderly resolution. This risk is monitored within the framework of the standard approach determined by the Basel regulatory methodology. Under this methodology, information relating to the operational risk must be transferred to the managers in charge of monitoring this risk, and the tasks identified as critical must be monitored.

The operational risk management system relies on the following components:

- **Operational risk event database:** the systematic capture and monitoring of operational incidents is one of the main requirements of the Basel Committee. In accordance with its regulatory obligations, Dexia has put in place a system to identify operational incidents and to collect specific data. The information collected enables it to improve the quality of its internal control system. Over the last three years, 99% of the losses according to the Basel definition came from incidents referenced in the "Execution, delivery and process management" category. For the year 2021 as a whole, there was no direct financial impact, the impact being mainly related to staff/days lost as a result of IT incidents and reported under the category "Systems or infrastructure failure". In general, operational incidents are reported when there is a failure in a business line process such as connectivity to the IT system, and the direct cause is often a failure in the correct operation of IT systems.
- **Risk & Control Self-Assessment (RCSA) (focus Organisation / Critical processes):** in addition to establishing a loss history, a mapping of Dexia's exposure to key risks is carried out regularly. All entities of the Dexia Group carry out risk self-assessment exercises taking into account existing controls and thus making it possible to build up an overall view of operational risks in the various entities and activities of the Group. The overall mapping is presented to the Management Board. Risk mitigation actions can be defined if necessary. Finally, an RCSA specifically covering the IT and Back-Office activities provided by Cognizant is conducted annually by Cognizant and then challenged by the Operational Risk and Permanent Control functions of Dexia. It should be noted that a Risk & Control Assessment (RCA) covering critical or important services has also been implemented (focus "Service provider / Service").
- **Definition and monitoring of action plans:** remedial actions are defined to avoid major incidents recurring, to correct deficient controls or to reduce important risks identified. Regular monitoring is carried out by the operational risk management function. This process allows the internal control system to be constantly improved and risks to be reduced appropriately over time.

- Key Risk Indicators (KRI): KRI have been developed and enable the Risk Committee to monitor the evolution of the principal risks identified in the Risk Appetite Framework.

- IT security management: the IT security policy and the associated instructions, standards and practices are aimed at ensuring that Dexia's IT assets are secure.

- Business continuity management: all the activities take place in a secure environment. The business lines establish impact analyses for vital activities in the case of disaster or interruption. They define and then regularly update business continuity plans.

Dexia applies the standard approach provided for in the Basel regulatory framework to calculate the minimum regulatory capital for operational risk management.

Management of operational risk during the resolution period

In 2021, the Dexia Group continued to adapt its structure and operational processes to its orderly resolution mandate. This resolution phase is, by its very nature, conducive to the development of operational risks, in particular due to elements such as the departure of key individuals, a possible demotivation of staff members or the modification of treatment processes. In particular, projects to outsource certain activities may represent a source of operational risk during the implementation phases, but in the medium term they should ensure the bank's operational continuity and limit the operational risks associated with systems, processes and people. In addition, the operational risks associated with the implementation of major transformation projects are monitored on a quarterly basis to ensure that corrective action is taken to reduce the most significant risks.

Finally, psychosocial risks are closely monitored at Dexia, accompanied by preventive and support actions.

More information on the actions undertaken by Human Resources to mitigate operational risk is provided in the chapter "Non-financial statement. Corporate social, environmental and societal responsibility" of this annual report.

Stress tests

Stress tests and scenario analyses

In line with the Pillar 2 stress test policy, Dexia carries out multiple scenario analysis and stress test exercises in a transversal approach integrated into the Group's risk management process. The aim is to identify possible vulnerabilities and simultaneously, in an unfavourable shock situation, to estimate additional losses, a possible increase in risk-weighted assets, additional liquidity needs or capital requirements.

These exercises used for internal steering purposes also ensure compliance with the relevant regulatory requirements, in particular those relating to stress tests, Pillar 2 and the ICAAP and ILAAP processes defined by the ECB⁽¹⁾. Indeed, a comprehensive programme of stress tests in accordance with the relevant regulations is being implemented to ensure a coher-

ent articulation between the different types of stress, notably market, credit, liquidity and the stresses required under Pillar 2. The main stresses carried out in 2021 concern:

- Specific credit stress tests for the main asset classes. Credit exposures by asset class were subject to annual sensitivity tests, macroeconomic, historical scenarios related to an economic slowdown, climate and expert scenarios. The impacts on the cost of risk, risk-weighted assets and liquidity reserve were analysed. The results of the stress scenarios were compared with the results of the Value at Risk (VaR) approach to credit risk. Specific analyses of the sensitivity to environmental risks were also performed.

- Market stress tests highlighting potential events outside the probabilistic framework of VaR measurement techniques. They were divided into single risk factor tests, historical scenario tests and hypothetical scenario tests.

- Structural interest rate risk stress tests to measure the potential impact on Dexia's capital of a sudden and unexpected change in interest rates, thus meeting regulatory expectations.

- Liquidity stress tests to estimate additional liquidity needs in exceptional but plausible scenarios over multiple time horizons.

- Operational risk stress tests based on the analysis of the frequency and severity of operational incidents, complemented by "expert scenario" analyses covering IT, HR and outsourcing risks. These different categories of risk are managed within the framework of the Risk Appetite Framework.

A series of specific stress tests including sensitivity and scenario analyses based on macroeconomic scenarios simulating crisis situations and expert scenarios is also performed. In line with the Pillar 2 requirements and the capital adequacy measurement requirements, these stress tests are linked to the ICAAP and ILAAP processes.

The European Banking Authority's (EBA) adverse scenario of 2021 has been assessed within the framework of the ICAAP. Within the specific context of the Covid-19 health crisis, specific scenarios were applied. These stress tests take into account, inter alia, the severe macroeconomic scenario as published by the European Central Bank (ECB) and the national banks in the context of the pandemic.

For the ICAAP and ILAAP stresses, at regular intervals Dexia performs a comprehensive review of its vulnerabilities to cover all material risks, related to its business model under stressed macroeconomic and financial conditions. This review documented by the ICAAP/ILAAP processes is applied and complements the financial planning process.

Within the context of ICAAP, "correlation risk" (CRR2 Article 291) is analysed. "General correlation risk" reflects the positive correlation between the probability of default and general market factors. This risk, in line with the "correlation risk" policy, is assessed by means of stress tests and scenario analyses. "Specific correlation risk" arises when the future exposure to a counterparty is positively correlated with the probability of default of that counterparty due to the nature of the transactions with that counterparty. This risk is identified, monitored and controlled in line with the correlation risk policy and capital requirements are assessed on a quarterly basis.

In addition, reverse stress tests are also conducted. The ICAAP and ILAAP file is independently reviewed by the Internal Validation and Internal Audit departments.

Crisis simulations and other stress tests for ICAAP and ILAAP purposes are carried out several times a year and cover both the regulatory and economic perspectives. In accordance with regulatory requirements, the annual exercise carried out in

(1) In line with the directives of the European Banking Authority (EBA) published in July 2018 – Guidelines on the revised common procedures and methodologies for the Supervisory review and evaluation process (SREP) and Supervisory stress testing and Guidelines on institutions' stress testing – and requirements formulated by the European Central Bank in November 2018 – ECB Guide to the internal capital adequacy assessment process (ICAAP) and ECB Guide to the internal liquidity adequacy assessment process (ILAAP).

April 2021, based on end-2021 figures, has been transmitted to national supervisors. These tests are an integral part of the Risk Appetite Framework (RAF) and are incorporated into the definition and review of the overall strategy. The link between the risk appetite, the adaptations of the strategic resolution plan and the ICAAP and ILAAP stress tests is ensured by specific capital consumption indicators that are part of the RAF.

Litigation

Like many financial institutions, Dexia is involved as a defendant in several litigation cases and investigations. Unless otherwise indicated, the status of these litigation and investigations as at 31 December 2021 is based on the information available to Dexia at that date.

On the basis of this information, other litigation and investigations in which a Dexia Group entity is named as a defendant are either not expected to have a material impact on the Group's financial position or it is too early to assess precisely whether or not they may have a material impact.

The Group's consolidated financial statements reflect the consequences, as assessed by Dexia on the basis of the information available to it at the date mentioned above, of the main litigation and investigations which may have a material impact on the Group's financial position, results or activities and provisions have been recorded where necessary.

Details of litigation in which a Dexia Group entity is named as a defendant are provided in Note 3.6 to the consolidated financial statements in this annual report.

Information on capital and liquidity

The Dexia Group's three strategic objectives are to protect the Group's capital base, to ensure continued access to liquidity for the duration of its resolution process and to manage its operational risks.

Share capital

Information on Dexia's share capital as at 31 December 2021

As at 31 December 2021, Dexia's share capital amounted to EUR 500,000,000.

It is represented by 420,134,302 registered shares with no par value, each representing 1 / 420,134,302nd of the share capital.

Delisting of the Dexia share on the regulated market of Euronext Brussels in 2019 and cancellation of dematerialised shares

Since 2 December 2019, the Dexia share is no longer listed on Euronext Brussels.

The dematerialised form of Dexia shares has also been cancelled and Dexia shares are now exclusively registered.

More detailed information on the delisting of the Dexia shares is provided on Dexia's website, www.dexia.com.

Authorised capital (Article 7:198 of the Companies and Associations Code)

Article 6 of the articles of association states that the amount of authorised capital is at any time equal to the amount of the share capital. As at 31 December 2021, the authorised capital represented EUR 500,000,000. The authorisation to increase the authorised capital granted by the shareholders' meeting on 15 May 2019 is valid for a five-year period ending in 2024.

Acquisition and disposal of own shares (Article 7:215 of the Companies and Associations Code)

The Extraordinary Shareholders' Meeting on 16 May 2018 renewed the authorisation given to the Board of Directors for a new five-year period:

- To acquire the company's own shares, meeting the conditions provided by the Law and the undertakings made by the company and the Belgian, French and Luxembourg States with regard to the European Commission,
- To dispose of the company's own shares, without prior authorisation from the shareholders' meeting under the conditions provided in Article 7:218 of the Companies and Associations Code,

- To authorise the direct subsidiaries within the meaning of Article 7:221 of the Companies and Associations Code to acquire the company's shares under the same conditions.

The Board of Directors did not launch any programme to repurchase own shares in 2021.

As at 31 December 2021 the unchanged balance of the portfolio of own shares amounted to 324 own shares and corresponds to the number of Dexia shares still held by Dexia Crédit Local (a direct subsidiary of Dexia within the meaning of Article 7:221 of the Companies and Associations Code), within the framework of a share option plan introduced by that subsidiary in 1999.

Prudential equity and solvency

Dexia monitors its solvency using rules established by the Basel Committee on Banking Supervision and European Directive CRD IV. On the other hand, the Group ensures observance of the capital requirements imposed by the European Central Bank (ECB), within the framework of Pillar 2 of Basel III, following the Supervisory Review and Evaluation Process (SREP).

Prudential requirements applicable to Dexia with regard to solvency

Requirements for 2021

On 7 January 2021, the ACPR informed Dexia that in the absence of significant changes in its risk profile and in order to take into account the exceptional circumstances created by the health crisis, the total capital requirement of 11.25% on a consolidated basis was maintained in 2021. This level includes a minimum capital requirement of 8% (Pillar 1) and an additional 3.25% capital level (P2R - Pillar 2 requirement) to be covered by at least 56.25% Common Equity Tier 1 and 75% Tier 1 capital.

On 5 February 2021, the ACPR also confirmed to Dexia the provisional maintenance of a tolerance which allows Dexia to deduct from its CET1 regulatory capital the economic impact of remedying a breach of the large exposure ratio for a sovereign exposure.

Requirements for 2022

On 29 October 2021, the ACPR informed Dexia that the total capital requirement of 11.25% on a consolidated basis was maintained in 2022. This level includes a minimum capital requirement of 8% (Pillar 1) and an additional capital level of 3.25% (P2R - Pillar 2 requirement) to be covered at least by 56.25% by Common Equity Tier 1 and 75% by Tier 1 capital. The temporary easing measures taken by the ECB in April 2020, involving the relaxation of the capital conservation buffer and additional capital (P2G - Pillar 2 guidance), remain

applicable in 2022. The High Council for Financial Stability has also decided to maintain the level of countercyclical buffer at 0% in 2022. The Bank of England has announced an increase in the countercyclical buffer to 1% from 13 December 2022. Including the impact of the countercyclical buffer on UK exposures, estimated at 0.5%, Dexia's capital requirement will amount to 11.25% in the first three quarters of 2022 and 11.75% in the fourth quarter of 2022.

On 5 February 2021, the ACPR also confirmed to Dexia the maintenance, until 30 June 2022, of a tolerance which allows it to deduct from its Common Equity Tier 1 regulatory capital the economic impact of remedying a breach of the large exposure ratio for one exposure.

Prudential equity

Total Capital can be broken down as follows:

- Common Equity Tier 1 capital, including in particular:
 - share capital, issuance premiums and retained capital,
 - profits for the year,
 - gains and losses directly recognised in equity (revaluation of financial instruments at fair value through equity, revaluation of cash flow hedge derivatives, translation adjustments, actuarial differences on defined benefit plans),
 - the eligible amount of non-controlling interests,
 - after deduction of intangible assets, goodwill, accrued dividends, own shares, the amount exceeding thresholds provided with regard to deferred tax assets and for holding shares and interests in credit or financial institutions, irrevocable payment commitments (IPC) to resolution funds and other guarantee funds, the amount for persistent breaches of the large exposure constraint ⁽¹⁾ and elements subject to prudential filters (own debt risk, Debit Valuation Adjustment,

(1) Cf. Dexia press release dated 5 February 2018, available at www.dexia.com.

cash flow hedge reserve, Prudent Valuation) and additional prudential provisions.

- Additional Tier 1, including Tier 1 subordinated debt (hybrid);
- Additional Tier 2 Capital, which includes the eligible portion of Tier 2 subordinated debt as well as surplus provisions on the level of expected losses, reduced by the surplus amount of thresholds provided with regard to holding subordinated debt issued by financial institutions.

In accordance with regulatory requirements and applicable transitional provisions:

- Dexia uses the approach to mitigating the impact of the new IFRS 9 provisioning model on prudential capital. This is spread over five years. The effect of increasing provisions for expected credit losses in view of the application of the IFRS 9 accounting standard was 70% in 2020 and 50% in 2021 (Static phase-in).

As at 31 December 2021, the total capital of the Dexia Group amounted to EUR 6.5 billion, against EUR 6.9 billion as at 31 December 2020. This decrease is mainly due to the negative net result of the year (EUR -334 million).

As at 31 December 2021, two significant items are deducted from regulatory capital, in line with European Central Bank (ECB) requirements:

- the theoretical loss amount corresponding to the remediation of non-compliance with the large exposures ratio which amounts to EUR -51 million⁽²⁾. As Dexia has a significant level of concentration of certain exposures, which could be further accentuated with the decrease of the portfolio, the Group has taken measures to protect its large exposures, in particular via insurers.

(2) Cf. Dexia Press Releases dated 5 February and 26 July 2018, available at www.dexia.com.

PRUDENTIAL EQUITY

(in EUR million)

	31/12/2020	31/12/2021
Total Capital	6,891	6,891
Common Equity Tier 1 Capital	6,795	6,410
Core shareholders' equity, of which:	6,944	6,693
<i>Gains and losses on financial instruments directly recognised in equity, eligible at a prudential level</i>	(141)	(61)
<i>Translation differences – Group</i>	(6)	(7)
<i>Actuarial differences on defined benefit plans</i>	(3)	(3)
Mitigation of the effect of the increase of expected credit losses following the application of IFRS 9 (70% in 2020, 50% in 2021) (Static phase-in)	123	88
<i>Dynamic phase-in (Covid-19 measures)</i>	152	0
Temporary regulatory capital neutralisation of changes in the fair value of certain sovereign and public sector assets classified at fair value through equity (Covid-19 measures)	10	0
Items to be deducted		
<i>Intangible assets and goodwill</i>	(21)	(7)
<i>Debit Valuation Adjustment</i>	(49)	(37)
<i>Prudent Valuation</i>	(190)	(173)
<i>Deduction of irrevocable payment commitments to resolution funds and other guarantee funds</i>	(59)	(68)
<i>Assets from defined benefit pension funds</i>	(1)	(1)
<i>Deduction for persistent breaches of large exposure constraint</i>	(75)	(51)
<i>Additional prudential provisions</i>	(41)	(35)
Additional Tier 1 capital (hybrids)	19	10
Subordinated debt	19	10
Additional Tier 2 Capital	77	86
Subordinated debt	77	86
<i>Of which additional Tier 1 reclassified (hybrids)</i>	77	86

- the amount of irrevocable payment undertakings (IPC) to resolution funds and other guarantee funds, which amounts to EUR -68 million.

Furthermore, following the on-site inspection on credit risk carried out in 2018, the ECB issued a number of recommendations. As a consequence, Dexia deducted from its prudential equity an amount of EUR -35 million as a supplement for specific provisions.

The additional value adjustments taken into account in the regulatory capital within the framework of the Prudent Valuation Adjustment (PVA) amounted to EUR -173 million as at 31 December 2021, against EUR -190 million as at 31 December 2020. It should be noted that the increase of the diversification factor authorised by the CRR Quick Fix validated by the European Parliament in June 2020, which had generated a positive impact of EUR +59 million as at 31 December 2020, was not renewed in 2021.

The impact of the 50% mitigation of the effect of the increase in the level of expected credit loss provisions due to the application of IFRS 9 (static phase-in) amounted to EUR +88 million as at 31 December 2021.

Finally, against the background of the Covid-19 crisis, Dexia made use, in 2020 and 2021, of the temporary adjustment to the CRR allowing the reintegration in regulatory capital of any new expected credit losses booked under IFRS 9 (dynamic phase-in). Taking into account the improvement of the situation at the end of 2021, Dexia has not recorded any amount for the dynamic phase-in as at 31 December 2021. The impact was EUR +152 million as at 31 December 2020.

As at 31 December 2021, the nominal amount of the Group's hybrid Tier 1 securities amounted to EUR 96 million, of which EUR 10 million were eligible as additional Tier 1.

No hybrid debt repurchase was carried out during 2021, in line with the ban imposed by the European Commission and communicated by Dexia on 24 January 2014 ⁽¹⁾. The Group's hybrid Tier 1 capital is therefore composed of:

- EUR 56.25 million nominal value of perpetual non-cumulative securities issued by Dexia Crédit Local: these shares (FR0010251421) are listed on the Luxembourg Stock Exchange;
- EUR 39.79 million nominal value of perpetual non-cumulative securities issued by Dexia Funding Luxembourg, now incorporated at Dexia: these securities (XS0273230572) are listed on the Luxembourg Stock Exchange.

As at 31 December 2021, the amount of Dexia's additional equity (Tier 2 Capital) amounted to EUR 86 million, including reclassified hybrid debts.

Dexia's revised orderly resolution plan includes certain restrictions concerning the payment of coupons and the exercise of calls on subordinated debt and hybrid capital from the Group's issuers. In this way, Dexia is constrained not to pay coupons on hybrid capital issued by Group issuers. So Dexia is constrained only to pay coupons on its subordinated debt instruments and hybrid capital if there is a contractual obligation to do so. In addition, Dexia cannot exercise any discretionary options for the early redemption of these securities. Finally, the Dexia Group is not authorised to repurchase hybrid capital debt issued by Dexia Funding Luxembourg (XS0273230572), and by Dexia Crédit Local (FR0010251421), as subordinated creditors must share in the financial burden resulting from the restructuring of financial institutions which have been granted State aid.

(1) Cf. Dexia press release dated 24 January 2014, available at www.dexia.com.

Risk-weighted assets

As at 31 December 2021, risk-weighted assets amounted to EUR 20.6 billion against EUR 24.2 billion at the end of December 2020, of which EUR 18.6 billion for credit risk, EUR 985 million for market risk and EUR 1 billion for operational risk. The EUR 3.6 billion decrease in credit risk-weighted assets during the year is mainly attributable to the sustained pace of reduction of the asset portfolio.

RISK-WEIGHTED ASSETS

(in EUR million)	31/12/2020	31/12/2021
Credit risk	22,166	18,595
Market risk	1,031	985
Operational risk	1,000	1,000
TOTAL	24,196	20,580

Solvency ratios

Dexia's Common Equity Tier 1 ratio was 31.1% as at 31 December 2021, compared to 28.1% at the end of 2020. Dexia's Total Capital Ratio amounted to 31.6%, against 28.5% at the end of 2020, a level higher than the minimum of 11.25% required for the year 2021 by the Supervisory Review and Evaluation Process (SREP).

SOLVENCY RATIOS

	31/12/2020	31/12/2021
Common Equity Tier 1 Ratio	28.1 %	31.1 %
Total Capital Ratio	28.5 %	31.6 %

Internal capital adequacy

From 2012, Dexia began to reshape the internal capital adequacy assessment process, taking account of its specific situation as a bank in orderly resolution. Internal capital adequacy takes into consideration regulatory requirements and the economic outlook of the capital requirement. The conclusions of this internal approach in terms of capital adequacy measures and capacities to absorb losses were formally submitted to the bank's executive bodies on a quarterly basis in 2020 within the framework of close surveillance of the risks associated with the pandemic situation. The quarterly analyses rely inter alia on the adverse scenario published by the European Banking Authority (EBA), the severe macroeconomic scenarios published by the European Central Bank (ECB) since June 2020, and expert views.

The main solvency risks are also monitored on a quarterly basis via the Risk Appetite Framework (RAF).

Internal capital adequacy is also monitored through less frequent internal assessments such as ICAAP and ILAAP as well as ad hoc analyses to inform strategic choices. The time horizons of these analysis processes vary from 1 to 4 years.

ICAAP stress tests are an integral part of these analyses. Indeed, in the context of the Single Supervisory Mechanism (SSM), this approach entitled "Risk and Capital Adequacy" is also the Group's response to the ECB's requirements for internal capital adequacy processes and supervisory processes (SREP). The results of ICAAP 2021 have been reviewed by the validation department and internal audit.

More detailed information on ICAAP and ILAAP stress tests is provided in the chapter entitled "Risk Management" in this annual report.

The approach consists of establishing an exhaustive map of the qualitative and quantitative risk which might simultaneously affect the Group's accounting and prudential situation as well as its liquidity. Such risk mapping aims primarily to measure the sensitivities and exposures to multiple risk factors impacting the bank.

Secondly, the simultaneous impact of various unfavourable future risk scenarios is measured, particularly in terms of the evolution of the principal accounting and prudential indicators. In this regard, and within the same framework, multiple transversal stress tests are performed. Possible departures from financial and strategic plans are thus identified, measured and analysed. These unfavourable scenarios simultaneously include macroeconomic stress scenarios, climate related scenarios, historic scenarios, "expert" scenarios, scenarios simulated mathematically and reverse stress tests. This internal approach was taken in 2021 and will be renewed in 2022, also taking account of the evolution of the pandemic, the macroeconomic context and market conditions.

Liquidity management

After a year 2020 strongly impacted by the Covid-19 pandemic, the stabilisation of the markets continued in 2021, thanks in particular to the support of central banks. In these favourable conditions, Dexia Crédit Local maintained a sustained execution dynamic of its annual long-term funding programme, completed in July 2021. Five public transactions were launched in euros, pounds sterling and US dollars, for a total amount of EUR 5 billion. All attracted strong investor interest. The strategies of diversifying funding sources, in terms both of instruments and of currencies, and of maintaining a comfortable liquidity cushion, proved to be relevant. In addition, they

allowed the Group flexibility in the execution of its refinancing programme and increased its resilience to stressed market conditions.

Overall, the outstanding amount of funding was down by EUR 7.7 billion compared to 31 December 2020, to EUR 61.6 billion as at 31 December 2021. This evolution is due to the reduction of the asset portfolio and cash collateral (EUR -3.9 billion), of which the net amount was EUR +19 billion as at 31 December 2021, following the rise in interest rates.

In terms of funding mix, secured funding amounted to EUR 11.7 billion as at 31 December 2021 and State-guaranteed funding represented 78% of outstanding funding, i.e. EUR 48 billion. The Group's liquidity reserve amounted to EUR 13.1 billion, of which EUR 11.1 billion in cash. The Group has no longer had access to European Central Bank refinancing since 1 January 2022 and this has mechanically reduced the proportion of reserves which can be mobilised in the event of stress. The eligible securities were partly used to raise secured funding and partly deposited on the EUREX and RepoClear platforms to reconstitute liquidity reserves.

At the same date, the Group's Liquidity Coverage Ratio (LCR) stood at 176% compared with 222% at 31 December 2020. This decrease is the result of the Group's efforts to optimise the liquidity reserve. The LCR ratio is also respected at the level of the subsidiaries, each exceeding the minimum requirement of 100%. The group's Net Stable Funding Ratio (NSFR) stands at 163%, compared to 136% at 31 December 2020.

At the beginning of 2022, Dexia is closely monitoring the geopolitical situation in Eastern Europe and its impact on the financial markets. At this stage, Dexia has not observed any deterioration on the short-term guaranteed debt market or on the secured funding market. Moreover, the Group has a liquidity reserve calibrated to enable it to cope with stressed market conditions.

Non-financial declaration

Corporate social responsibility

Dexia Group CSR approach / methodology

The present corporate social responsibility (CSR) report is a part of the Dexia Group sustainable development approach in place since 2001. It is drawn up in application of the Law of 3 September 2017, relating to the publication of non-financial information and information regarding diversity in certain large companies and groups, transposing the Non-Financial Reporting Directive 2014/95/EU (NFRD Directive).

Regulatory updates

In the past two years, a key objective of the European Commission's (EC) action plan was to clarify and provide a sound framework for the implementation of its action plan on financing sustainable growth.

To that extent, regulatory updates provided a new framework and reporting requirements to contribute to the achievement of that goal.

- In June 2020, the Taxonomy Regulation (2020/852/EU) on the establishment of a framework to facilitate sustainable investment.
- In June 2021, the Climate Delegated Act (2021/2139/EU) supplementing the Taxonomy regulation, on how to establish the technical screening criteria for determining the conditions under which an economic activity qualifies as contributing substantially to climate change mitigation or climate change adaptation and for determining whether that economic activity causes no significant harm to any of the other environmental objectives.

Finally, in July 2021, the Disclosure Delegated Act (2021/2178/EU) to specify the content and presentation of information to be disclosed by undertakings subject to the NFRD Directive, concerning environmentally sustainable economic activities, and specifying the methodology to comply with that disclosure obligation.

As a financial undertaking bound by Article 29a of the NFRD Directive, the scope of this report corresponds to the consolidated financial scope of Dexia. In line with these recent updates, the Group shall provide additional disclosure requirements, as set under Articles 8 and 10 of the Disclosure Delegated Act (2021/2178/EU) (cf. section "Environmental disclosure requirements under Article 8 of the Disclosure Delegated Act" in this chapter).

Glossary and key definitions

Environmental risk is the risk of losses arising from any negative financial impact on the institution stemming from the current or prospective impacts of environmental factors on the institution's counterparties or invested assets, including factors related to the transition towards the following Taxonomy environmental objectives.

Social risk is the risk of losses arising from any negative financial impact on the institution stemming from current or prospective impacts of social factors on its counterparties or invested assets.

NFRD KPIs refer to the information on the proportion of taxonomy-eligible activities in relation to total activities set out in the Disclosure Delegated Act, Article 10.

Those KPIs shall be provided at consolidated level and disclosed mandatorily every year. Undertakings⁽¹⁾ may choose to disclose voluntarily additional KPIs.

For further detail on Dexia Group's mandatory and voluntary disclosure, refer to section "Environmental disclosure requirements under Article 8 of the Disclosure Delegated Act" in this chapter.

"NFRD-eligible counterparty" refers to those undertakings meeting the criteria set forth by the NFRD Directive under Articles 19a and 29a and falling in scope of the Disclosure Delegated Act. As NFRD is only applicable at EU Member State level, only those financial and non-financial undertakings incorporated or listed in an EU Member State shall be eligible.

"Environmental objectives" means one of the environmental objectives laid down in Article 9 of the Taxonomy Regulation. As of 2022, two of those 6 objectives are considered in scope of the Disclosure Delegated Act, Article 10: climate change mitigation and climate change adaptation.

"Taxonomy-eligible economic activities" refers to the share of economic activities that are described in the delegated acts adopted pursuant to Article 10(3), Article 11(3), Article 12(2), Article 13(2), Article 14(2), and Article 15(2), of the Taxonomy Regulation, irrespective of whether that economic activity meets any or all technical screening criteria laid down in those delegated acts.

(1) An undertaking in the sense of the NFRD Directive 2014/95/EU, Article 3.

Dexia Group activities

As indicated in the section of the annual report entitled “Group Profile”, Dexia is implementing the orderly resolution plan validated by the European Commission in December 2012, which as a consequence, means that:

- the Dexia Group is no longer commercially active and is fully involved in the management of its asset portfolio in run-off. The Dexia Group no longer has new clients and, no longer grants new financing. Moreover, it has adopted a dynamic deleveraging policy for the reduction of its portfolio and its risks,
- there is a gradual and constant reduction of the Group’s scope, which is reflected by the simplification of its international network and the centralisation of its activities to the headquarters, the closure and disposal of subsidiaries and branches, and the outsourcing of certain production activities. Historically, the Group was mainly active in financing the public sector, in particular States, regions, and local authorities, which translates into a high ‘Legacy’ exposure to those sectors. Financing to the industrial sector, although it has existed, has remained very marginal.

The orderly resolution has direct consequences in terms of impacts on the Dexia Group’s corporate social responsibility. The Group is no longer in a position to support new sustainable or innovative projects, or to participate actively in the current emerging ecological transition by granting financing. For the same reason, Dexia does not have the possibility to access the market to fund itself through the issuance of green bonds. It is still a frequent issuer of senior unsecured bonds but raises all of its long and short term funding through the issuance of government guaranteed debt. Furthermore, as the Group does not have a branch network or a universal or private banking activity, it is not exposed to the risks associated with such activities. For example, Dexia does not manage individual deposits or bank accounts. There are no physical or virtual branches, and the Group does not market any technological application for example allowing remote access or account management.

Finally, by its nature as a Group in resolution, Dexia is sensitive to social and staff matters and preserving its human capital is key to ensure a proper execution of the resolution. Specific actions have been implemented to limit and manage those risks.

As regard CSR engagement of Dexia’s third parties, Dexia ensures the observance by its subcontractors and its suppliers of its CSR commitments by systematically adding clauses in contracts concluded, by the signature of the Group’s Charter of Professional Ethics or the establishment of a Group’s responsible purchasing charter.

As for clients and projects financed, the Dexia Group is obliged to meet its contractual undertakings until their term, irrespective of the corporate social responsibility aspect thereof.

Yet, the Dexia Group complies with the reinforcement of regulatory requirements as regard transparency and disclosure requirements, specifically as regard environmental risks, further detailed in section “Environmental disclosure requirements under Article 8 of the Disclosure Delegated Act” in this chapter.

Social and staff questions

Key social data

At the end of 2021, the Dexia Group had 537 staff members, of 31 different nationalities, in 8 countries. 55 people were based in Belgium. In France, the total number of Dexia Crédit Local staff members was 372 as at 31 December 2021, against 376 at the end of 2020.

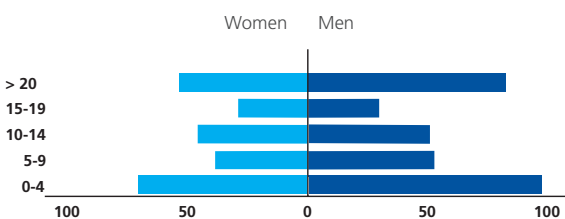
Among the highlights in 2021, there was a decrease in the number of staff members internationally, mainly in New York as part of the programme to transform the entity into a representative office and in France following the continued reorganisation of Dexia Crédit Local’s headquarters. In 2021 Dexia also added 47 new staff members (i.e. +9%), including 25 on permanent contracts. 60% of these new recruits were women. Finally, in total, almost 50% of the staff members joined the Group less than ten years ago.

BREAKDOWN OF STAFF MEMBERS BY CATEGORY AND GENDER

	2020			2021		
	Women	Men	Total	Women	Men	Total
Management Board	1	5	6	1	5	6
Executives	192	256	448	197	250	447
Staff members	44	48	92	38	46	84
TOTAL	237	309	546	236	301	537

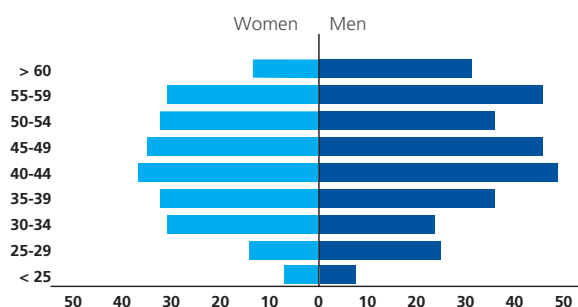
The overall breakdown of the workforce between men and women is 56.6% and 43.4% respectively

SENIORITY PYRAMID AS AT 31 DECEMBER 2021



At the end of 2021, the average length of service of Group staff members was 12.9 years.

AGE PYRAMID AS AT 31 DECEMBER 2021



The average age was 45 years.

BREAKDOWN OF STAFF MEMBERS BY ESTABLISHMENT AND GEOGRAPHIC LOCATION

	2020	2021
Dexia (Belgium)	53	55
Dexia Crédit Local (France) (excluding seconded/ expatriate staff members)	376	372
Dexia Crediop (Italy)	76	75
Dexia Crédit Local, Dublin branch (Ireland)	17	17
Dexia Crédit Local, representative office in New York and Dexia Holdings Inc. (USA)	19	13
Other establishments / countries	5	5
TOTAL	546	537

STAFF MOVEMENTS OVER THE ENTIRE GROUP

	2020	2021
ITC recruitments	26	25
Individual ITC redundancies	4	1
Economic ITC redundancies	58	21
ITC resignations	20	13
Passage from DTC to ITC	23	22
DTC recruitments (including work students)	17	15
End of DTC (including work students)	10	6
Others		

The six other departures correspond to retirements (1), death (1), end of trial period (3) and contract termination (1).

Issues

The orderly resolution plan implemented since 2012 has significant social consequences which Dexia wishes to anticipate in the best possible manner. Indeed, the Group principally faces difficulties in the recruitment and retention of staff, logically reflected by a turnover of 4%. On the other hand, in view of its constant transformation, the Group must ensure the flexibility and employability of its staff members, in order for them to continue to fall within a development and mobility scheme.

The maintenance of a calm social climate is a major objective in the pursuit of an orderly resolution whilst ensuring the observance of the undertakings made by the States vis-à-vis the European Commission in December 2012.

Indeed the management seeks to increase the attractiveness of Dexia, to value professional opportunities within the Group and to guarantee staff members the best possible visibility concerning job prospects. Training and the development of individual and collective skills are two of the fundamental lines of this scheme.

Corporate management during the health crisis

Following on from 2020, Dexia maintained the mechanism composed of an operational unit and a strategic crisis unit. Lockdown measures and remote working were renewed with a scope flexibly adapted to the evolution of the pandemic.

In particular, in 2021, the operational crisis unit ensured the company's operational continuity as well as the management of all human impacts related to the pandemic. In particular, it drew up the various protocols for managing the health crisis

within the company, including prevention, precautionary and business adaptation measures. These protocols were validated by the strategic crisis unit.

Policies put in place

Teleworking agreement

A new teleworking agreement was unanimously signed with the representative trade unions of Dexia Crédit Local. It allows all staff members to benefit from teleworking on a voluntary basis, up to three days a week. A similar agreement was signed for Dexia staff members in Brussels.

Barometer and HR action plan

Eager to take care of its staff members and to identify possible risks within its teams, Dexia set up a barometer in 2020. It has made it possible to monitor indicators on six themes: management, mood, remote working, crisis management, working conditions and team cohesion. Other themes were also added from time to time depending on current events (management of the transition period, return to the office, and so on).

The results made it possible to identify the needs in these different areas and to raise management awareness in the event of situations requiring joint HR/management action.

In 2021, the barometer was conducted quarterly with an average satisfaction level of 4/5.

A tailored training offer was deployed based on the barometer results. Awareness-raising activities, in the form of workshops or webinars, have addressed topics such as work/life balance, stress management, project management and remote management. These webinars are available for replay to all staff members.

More information is provided in the "Training policy" section of this chapter.

Leadership model

In June 2020, the Management Board wanted to redefine the Group's values so that they reflected the Dexia of today and tomorrow. These new values - to be agile, to foster cohesion, to commit to the general interest and to cultivate trust - guided a representative panel of almost 80 staff members and managers in defining Dexia's new leadership model.

A key element of the Group's strategy, the model focuses on how the mission entrusted by the Belgian and French States is accomplished by answering the question "how".

In order to share a common understanding, the model defines each of the values, indicates the convictions which underlie each of them and details the behaviours which illustrate them so that the values live on a daily basis within the company. To facilitate understanding and support the appropriation of the model, transversal competences and skills have been defined. In order to embody these new values and to integrate them into daily professional practices, the leadership model will feed the human resources processes of recruitment, integration, training and performance. In particular, the model will make it possible to validate the commitment of future staff members, to acclimatise newcomers and to support the development of skills and interpersonal skills resulting from the model through training. Finally, the values were integrated into the annual staff interview in 2021 and the setting of objectives for 2022.

Training policy

Dexia seeks to offer all of its staff members an environment in which each of them is able to develop their skills so as to contribute to the Group transformation and to improve their own employability.

A great many training and development opportunities are offered to every staff member, in close collaboration between the Human Resources department, the heads of departments and direct managers. Dexia thus seeks to develop the expertise of each of them in phase with the evolution of the different business lines, a gauge of performance and employability. Whilst a training plan common to Dexia (Brussels) and Dexia Crédit Local (Paris) is in force, each Group entity defines its own training actions so as to adapt appropriately to the local situation and requirements.

The comparison of training figures between entities is not very relevant to the extent that the definition and rules applicable to training differ from one country to another.

In 2021, following on from previous years, the Human Resources department structured its actions around six training lines:

- bringing to life the new leadership model and the expected behaviours in line with Dexia's values,
- developing skills in line with Dexia's strategy and thus promoting mobility between business lines and, consequently, the employability of members of staff,
- continuing the detection and prevention of psychosocial risks with a focus on well-being at work,
- proposing a managers' course and specific management training,
- supporting change and managers in the transformation of Dexia,
- promoting the employability of seniors and the development of their skills.

These lines form a training catalogue available in the internal training tool which allows each staff member and manager to monitor their actions and training requests in real time.

In 2021, 110 collective training sessions were held by recognised training bodies and organised in Paris and Brussels and, taking account of the health situation, with the majority in video-training format. These training actions represent 70 different programmes which accompany the major processes and company agreements, the implementation of regulatory mechanisms, business line training, staff and management development and training linked to employability.

More particularly, certain tailored training actions were organised:

- deploying a training offer dedicated to the development of managerial skills,
- deploying e-learning modules on the new values of the leadership model,
- reinforcing training activities in foreign languages (French, Dutch, English and Spanish) within the context of the repatriation of certain activities of the international network or with the aim of developing the employability of staff members,
- developing training activities leading to certification.

Finally, in order to meet the needs of the business lines, staff members have the possibility to register individually for training and conferences given by external training organisations. In 2021, 147 individual sessions were organised, enabling staff members to follow a remote or face-to-face training course.

Internal mobility, recruitment and skills development

Internal mobility and recruitment

Within the context of its resolution, Dexia offers specific professional opportunities, presenting a wide variety of missions and a complete vision of the banking business lines.

This year, the Group reinforced its support for internal mobility and the use of the internal pool (interns, work-study students, VIEs or consultants) to promote the development of skills. In this way, 13 internal transfers and 11 hirings from the internal pool took place in 2021.

When the required skills were not available internally, the Group engaged in a proactive and selective strategy to find external candidates.

Within Dexia and Dexia Crédit Local, the entire recruitment process is managed internally by a dedicated team. The team relies both on different CV libraries and on a solution which allows job advertisements to be posted simultaneously on several channels and applications received to be processed online. Given their size and volume of recruitment, the other entities of the Group have chosen to outsource their recruitment activities in order to optimise their internal skills requirements.

In order to optimise its recruitment and employer brand activities and to develop its attractiveness to candidates, in 2021 Dexia strengthened its presence on social networks and its partnerships with recruitment sites and actors (LinkedIn, APEC, Efinancial, Jobteaser, Dog Finance).

Dexia's presence on the social network LinkedIn allows for the continuous dissemination of job offers and the relaying of company news, internal events and events related to recruitment in order to attract a large number of candidates. 61 posts were advertised on the company's LinkedIn page. Potential candidates have the possibility to be alerted after each publication. In total 1,800 people subscribed to the Dexia page during the year 2021.

Dexia ambassadors gave testimonies on the Group, its challenges and its culture, highlighting in particular the high level of expertise of its staff members and the Group's ability to offer a broad transversal vision of the banking business lines by means of written interviews conducted by our partner Dog Finance. These were relayed on Dexia's LinkedIn and Dog Finance pages.

In addition, the participation of two members of staff in the "Meet the Expert" programme organised by our partner Job Teaser led to the production of filmed interviews. For 30 minutes, a member of staff who is a Risk Analyst for Local Public Sector Credit and a member of staff who is in charge of recruitment were able to explain the technical nature of the professions within Dexia. These interviews were relayed on the LinkedIn social network and put online on the company's Job Teaser page.

Moreover, in order to ensure operational continuity during the pandemic, the recruitment team set up video-conference interviews as well as remote recruitment events, in particular an evening dedicated to the professions of regulatory accounting controller and indicators and reporting analyst with our partner Dog Finance as well as two remote recruitment forums for the 2021 work-study recruitment campaign (IAE Paris I Panthéon Sorbonne and Audencia Business School).

In order to be as close as possible to young talent, Dexia sponsored the *Trophée des Ecoles* organised by Dog Finance. This intra and inter-school competition brings together 800 students from business schools and universities. They challenge each other for more than six months through quizzes

created by finance professionals. The ten students with the best results are rewarded during a prize-giving ceremony hosted by the sponsoring companies. The communications around this event allowed Dexia to be visible to students, young graduates and professionals in the financial world.

In order to measure the quality of the candidate experience, the recruitment team also participated in the HappyIndex-Candidates label awarded by Choose my Company. Created in 2019, this label is now unique on the market. Through 16 questions, it explores and values the attention and respect given to each candidate. Dexia obtained a score of 8.58/10, which earned its third place in the ranking of companies with less than 1,500 staff members.

Reinforced onboarding was also implemented to enable new recruits to benefit from the best possible integration: understanding of the organisation and its challenges, knowledge of the teams, processes and tools. To that end, the Human Resources department organised regular discussions with new recruits throughout their trial period. Operational managers have been made aware of the need to monitor their new staff members closely and have stepped up their monitoring of new recruits, in particular by means of an evaluation in the middle and at the end of the trial period.

Finally, as part of a continuous improvement approach, the Human Resources department finalised the dematerialised welcome booklets for new recruits and is currently working on enriching the staff member experience during the integration process.

Monthly staffing committee

The creation of a monthly staffing committee was decided at the end of 2020 in order to meet a major objective of Dexia: the development of transversality, skills and the employability of staff members.

This committee, which brings together the Human Resources department and representatives of each business line, aims to promote the use of internal talent and to encourage staff mobility as a priority in the search for external candidates. It examines all requests for internal mobility made by any staff member or manager (change of activity line, business line). It also aims to propose unsolicited mobility options in order to promote the expansion of skills within the Group.

Internal mobility concerns permanent positions and projects associated with the transformation.

Skills development

Through their contribution, staff members enable Dexia to perform its mission for its shareholders and guarantors. In order to judge the good understanding of the objectives and the quality of that contribution, staff members are assessed annually by their managers through individual interviews. The individual interview is a preferred means of exchange allowing the staff member and its manager to review the past year, to discuss targets for the following year and to review the professional career and expectations of each of them. Particular attention is also paid to workload and work-life balance.

Each entity has its own tools and processes to formalise such assessments, observing local features and rules. Within Dexia and Dexia Crédit Local, annual assessments and targets (both business and behavioural) are presented by managers and staff members in a specific tool. Business objectives are based on strategic orientations and are linked to the business lines of the Group's staff members. Behavioural objectives are defined for each staff member, based on the Group's values. Specific objectives are assigned to the operational risk correspondents and permanent control referents in order to guar-

antee compliance rules within the Group. This system allows for the reinforcement of individual monitoring of each staff member, managerial involvement and performance monitoring and aims to ensure the collaboration of each staff member in achieving a common objective.

Furthermore, as part of professional support and talent development, the Human Resources department conducts professional interviews with each staff member every two years. The aim of these regular individual interviews is to take stock of the staff member's career and, with strict confidentiality, to consider their professional prospects by defining the associated training resources. They also provide an opportunity to discuss the various aspects of professional life: job content, management, remuneration, work-life balance and professional project.

In addition, career interviews can be held at any time with the Human Resources department to address the same points mentioned above.

Prevention of social risks, health and safety

Eager to follow the policy to prevent psychosocial risks adopted several years ago, in 2021 Dexia renewed the mechanisms for assistance and the prevention of psychosocial risks put in place in Paris and Brussels. Several information and feedback vectors currently allow for the detection of those risks within the entities (business partners, the work doctor, social assistants, staff representatives and so on).

As for prevention, a certain number of measures were put in place within the entities, particularly preventive medicine consultations and attendances by work psychologists and/or a social assistant, online yoga courses, ergonomic advice and a scheme dedicated to helping staff members leaving the company for economic reasons.

The Dexia Group also regularly organises awareness conferences for staff members concerning psychosocial risks, conferences on well-being and life quality, training and practical workshops on stress management, sleep-stress interactions, and coaching sessions.

Situations declared to be stressful are taken in hand and accompanied by different means: interviews with the Human Resources department, coaching measures and psychological support.

The Group and its subsidiaries comply with local regulations in force and apply specific procedures associated with the health and safety of staff members at work. The documents associated with health and safety at work are available on local intranets and are regularly updated.

Individual monitoring by the Human Resources department is carried out if a potential psychosocial risk situation is detected.

The number of work accidents notified at Dexia and in its entities is extremely limited and consequently not significant.

Remuneration policy

The scheme in place within the Group provides that the Dexia Remuneration Committee prepares all matters relating to remuneration policy. Its proposals are then submitted to Dexia's Board of Directors, which decides on the appropriate measures to be taken.

Dexia defines its remuneration policy in observance of the commitments made to the Belgian, French and Luxembourg States and the European Commission within the framework of the Group's orderly resolution plan. In particular Dexia applies the remuneration principles derived within the context

of the G20, the national bodies and the CRD V. The Group ensures that it makes the best use of public funds as regards remuneration.

This policy applies to both fixed (non-performance-related) remuneration and any variable (performance-related) remuneration, the general principles of which apply to all staff members. These principles include aligning remuneration policies and practices in order to create a balance between fixed and variable remuneration that does not encourage excessive risk-taking and establishing methods for assessing the relationship between performance and variable remuneration.

In order to comply with rules and recommendations on good governance and sound remuneration practices and to avoid in any way incentivising excessive risk-taking, the Dexia Group has sought to reduce the variable component of remuneration for those of its members of staff who are contractually entitled to variable remuneration. The variable component of remuneration may not exceed 0.3 times a staff member's annual fixed remuneration.

The remuneration policy and its implementation are regularly assessed in order to identify provisions which require adaptation particularly in view of the entry into force of new legal or regulatory provisions.

Dexia brought its remuneration policy in line with CRD V in 2021. The main principles had already been defined and implemented in 2020.

Remuneration paid to the executive body and to persons whose professional activities have a significant impact on the company's risk profile

The Dexia Group's remuneration policy contains special provisions applicable to a population specifically identified because of its tasks likely to impact the Dexia Group's risk profile. These are mainly members of the Management Board and the Group Committee, heads of control functions and staff members whose remuneration is equal to EUR 500,000 and greater than or equal to the average remuneration granted to members of the Management Board.

The remuneration of Management Board members now consists solely of a part not linked to performance, constituting a whole from which, unless there is a decision to the contrary by the Board of Directors on a proposal from the Remuneration Committee, there shall be deducted any attendance fee or thirteenth month paid to a member of the Management Board or by a third party company in which a mandate is exercised in the name and on behalf of Dexia.

In accordance with Article 17 of Appendix II to the Law of 25 April 2014 relating to the status and supervision of credit institutions, members of the Management Board of Dexia may not be granted a severance payment of more than nine months fixed remuneration.

Notwithstanding the above, Dexia may grant a higher severance payment to a member of the Management Board if the person concerned, prior to the grant of the executive mandate, in accordance with the contractual framework in force and on the basis of their accumulated length of service within the Dexia Group, is entitled in such a case to a severance payment of more than the aforementioned payment.

Furthermore, staff members whose professional activities have a significant impact on the company's risk profile having regard to the applicable legal provisions of the CRD IV Directive and the Delegated Regulation (EU) No 604/2014, are entitled in such a case to a severance payment which may not in principle exceed twelve months of remuneration, it being

possible however for that amount to reach eighteen months in specific circumstances after approval by the Ordinary Shareholders' Meeting.

More detailed information on the remuneration of the Management Board is provided in the chapter on "Governance" in this annual report.

Average annual remuneration

An aggregation of remuneration appears irrelevant at a Group level as the attribution and calculation rules differ from one entity to another. The figures relating to remuneration are therefore not communicated.

Social dialogue

All of the Group's social negotiation bodies meet at various times to consider the Group's financial situation and organisation within the context of the reorganisations.

Moreover, the Group recognises, fosters and respects freedom of association and the right to collective bargaining. Any staff member may establish or join a union organisation of their choice. Within the framework of the laws and regulations applicable to it, the Group also recognises and respects the right of its staff members, in collective negotiations concerning the work relationship, to be represented by their union(s). In 2021 and in particular within the context of the Covid-19 crisis, Dexia endeavoured to maintain a high level of social dialogue and not to disrupt all of its obligations towards staff representative bodies. To that end, all meetings of the Social and Economic Committee in Paris and of the Works Council and the Committee for Prevention and Protection at Work in Brussels were held by videoconference and telephone conference, enabling elected representatives to express themselves during these monthly meetings. The staff representative bodies were systematically informed of developments within the company and were also consulted on decisions which had an impact on staff members' working conditions.

Moreover, in order to fulfil the obligations during consultations of the body, a remote voting platform was put in place at Dexia Crédit Local in Paris, a practice which proved to be successful.

Policy regarding equality of treatment

Professional gender equality

The Dexia Group has a proactive policy aimed at promoting professional equality between men and women. This is reflected in the adoption of concrete actions in the fields of communication, recruitment, professional training, career management-mobility-promotions, work-life balance and remuneration. Indicators are used to monitor this policy on an annual basis. In this respect Dexia Crédit Local has obtained a score of 86/100 in 2021 for its professional equality index. This indicator is up on 2020 (78/100).

Dexia Crédit Local is committed to reducing gender gaps in terms of remuneration by taking into account a set of factors (including gender, age, profession, experience, classification and performance) in the analysis and to implementing the necessary corrective measures.

As an example, an "equality package" aimed at reducing the pay gap between men and women was negotiated in 2020 with the social partners. It has been renewed and increased for 2021.

At the end of 2021, a new professional equality agreement was unanimously signed by the management of Dexia Crédit Local and the trade unions. It is in line with the actions in which Dexia Crédit Local has been engaged for several years in order to promote professional equality.

Key measures have been adopted, such as the improvement of the increase in part-time work, the revaluation of service vouchers and the implementation of a childcare solution for staff members.

Dexia Crédit Local has committed itself through this agreement to raise awareness among all staff members and managers on issues related to gender equality and to develop coaching/mentoring programs for female managers.

More information on the diversity policy applied to the members of the Board of Directors and the Management Board is provided in the chapter on "Governance" of this annual report.

Activities of the professional network for women

Created in 2018 on the initiative of a dozen or so female staff members, Dexi'elles, the Group's professional network for women, aims to help women at Dexia to affirm their ambitions and to encourage them to meet together and share their experiences, in order to get to know each other better and to optimise their career development. With around 81 members at the end of 2021, Dexi'elles is at the origin of a certain number of initiatives (workshops, mentoring programmes, conferences with inspiring women and so on) and increases Dexia's attractiveness as an employer.

Actions in favour of younger staff members

In Paris Dexia Crédit Local welcomed 16 new young people under work-study contracts (apprenticeship or professionalisation contracts) in September 2021 for 12 or 24-month contracts. Two work-study contracts were extended for a period of 12 months.

The recruitment department ensures that these young people are well integrated and proposes activities to encourage cohesion between them.

The company also extended the contracts of four VIEs for a period of 12 months, in Brussels and Dublin.

For each of the young people who have completed an internship or a work-study programme at Dexia, a time for individual exchange has been planned with the recruitment department. This moment allows them to assess their experience at Dexia, the strong points and points for improvement, but also to give them advice for their future job search.

Combating other forms of discrimination

The Dexia Group respects all measures in force locally to combat discrimination.

In particular, Dexia promotes and respects the stipulations of fundamental agreements of the International Labour Organisation relating to freedom of association, the right to collective bargaining and the elimination of discrimination at work. Dexia Crédit Local has also appointed a disability representative in charge of guiding, informing and supporting people with disabilities within the company.

The profile of Dexia staff members is diverse and multi-cultural. The Group has 31 different nationalities among its staff members and can rely on the expertise of senior profiles: staff members of more than 55 years of age represent 22.5% of the workforce.

Combating sexual harassment and sexist acts

In 2020, Dexia appointed two representatives for sexual harassment and sexist acts, one representing the Management and the other representing the Social and Economic Committee of Dexia Crédit Local. Their appointment was communicated to all Group staff members via the intranet and relayed on social networks.

The representatives met with the Human Resources department in order to define the roles of each, the operating procedure in case of reporting and the awareness-raising actions to be carried out among staff members.

Human rights

Dexia carries on its activities respecting human rights. A breach of that undertaking might in particular harm Dexia's reputation and give rise to administrative, legal or criminal penalties. To arm itself against all indirect risks associated with the activities of its suppliers, a charter of professional ethics concerning the relations of the Dexia Group with its suppliers imposes numerous obligations concerning human rights and in particular the obligations:

- not to use or allow its own suppliers or subcontractors to use child (under 15 years) or forced labour,
- to observe all the legislative and regulatory provisions aiming at guaranteeing its staff members safe and secure working conditions and environment observing individual and collective freedoms, in particular regarding the management of work timetables, remuneration, training, union rights, hygiene and safety,
- to observe all the legislative and regulatory provisions on discrimination (whether sexual, ethnic, religious, political or otherwise) in hiring and managing staff,
- not to practice or to support any psychological or physical coercion and vexatious or humiliating verbal abuse,
- to observe the provisions of employment law in force both in the hiring of staff and/or during the execution of the contract of employment.

In addition, at the end of 2021, the Dexia Group's Purchasing department adopted a charter for more responsible purchasing which lists the commitments of Dexia and its suppliers and commercial partners in terms of respect for human and labour rights, the environment, business ethics and fair practices, but also in terms of subcontracting.

This responsible purchasing charter is available at the following link: https://www.dexia.com/sites/default/files/2022-02/2022-02-07_Responsable%20Purchasing%20Charter.pdf.

Fair practices – corruption

Dexia is committed to performing its activities in a healthy and fair environment, in full compliance with all legal and regulatory provisions in force. Dexia will take all necessary measures to prevent corruption in all its activities and throughout the Group. Within that context, Dexia has established provisions applicable to all its staff members, but also to all those who work for the Group and those who act on its behalf. This is done in order to prevent corruption and to apply a zero tolerance policy in this regard.

Insofar as Dexia manages its balance sheet in run-off, does not have any new clients and currently only enters into business relations with financial counterparties for the financing of its balance sheet, the risk of corruption is considered to

be relatively low. Nevertheless, as is the case for any activity, there are risks of non-compliance and to remedy this, the Dexia Group has put in place an integrity policy with the following objectives:

- promoting honest, open and ethical behaviour, and
- ensuring respect for the laws, regulations and other professional standards, as well as observance of Dexia codes of professional ethics, codes of conduct and other Group policies, in order to enhance and to protect the reputation of Dexia. The Compliance Charter describes the role and fields of competence of the Compliance function and presents the principles of governance underlying the approach adopted by Dexia in this area.

These principles are declined in the policies and procedures put in place by all the Group entities.

Preventing corruption

The procedural mechanism dealing with corruption was strengthened in 2017. An anti-corruption code of conduct was introduced to complement the existing set of policies. This code of conduct, which defines the different types of behaviour to be proscribed, has several objectives:

- recalling Dexia's zero tolerance of corruption (in all its forms),
- defining the criteria for corruption,
- recalling the prohibited practices within Dexia, such as bribes, extortion, influence peddling and the laundering of the proceeds of these practices,
- recalling the risks of corruption and the behaviour to adopt,
- recalling the responsibility of everyone,
- stressing the duty of abstention, which is strong,
- providing for the protection of staff members in the event of a report of corruption,
- providing for sanctions which refer to the sanctions in force within Dexia (cf. internal regulations),
- implementing training for staff members.

This code of conduct becomes the market standard and allows the demands of partners, financial counterparties and rating agencies to be met.

In addition to this anti-corruption code of conduct, Dexia has policies and procedures which seek to limit the risks of corruption, like the Group purchasing and supplier code of professional ethics, the charter of ethics within the context of business relations with suppliers, the policy regarding gifts, favours or invitations and the outsourcing supervision policy.

Within the context of preventing political corruption, the set of policies and procedures in force is strengthened by a policy of "risk countries", which includes the risk of corruption as an essential criterion in the classification of risk countries.

The Group has also adopted a policy in relation to politically exposed persons to prevent the risk of money laundering on the basis of acts of corruption.

Finally, internal standards complete the anti-corruption mechanism by risk mapping adapted to the risk of corruption, the definition of a corruption prevention plan and the training of staff members on the prevention of that risk. Dexia trains all its staff members, at a minimum every two years, in the risks of corruption and trading influence.

At present, a person employed full time is in charge of training in Paris and a correspondent provides training in Group entities.

During 2021, Dexia recorded:

- no incident of corruption,
- no confirmed incident involving staff members,
- no confirmed incident with business partners,
- no public case against the institution or its staff members.

Preventing money laundering and terrorism financing

Dexia attaches a great deal of importance to the good management of risks regarding money laundering and terrorism financing and the effective fulfilment of national and international obligations in that respect.

To guarantee a harmonised and consistent approach across the various Group entities, Dexia has defined a series of general policies (country policies, politically exposed persons, OFAC policy and so on), on the basis of which Group entities have adopted procedures and instruction notes detailing the obligations and formalities applicable with regard to:

- knowledge and identification of clients, representatives, proxies and economic beneficiaries,
- verification in relation to official lists of criminals, terrorists, those involved in nuclear proliferation and so on, issued by national and international authorities,
- monitoring account and business relations throughout the term of the relationship,
- supervising operations and detecting suspect transactions,
- training bank staff members every two years at a maximum in the risks of money laundering and terrorism financing,
- cooperating with the regulatory and legal authorities in cases of suspicion of money laundering or terrorism financing in accordance with the applicable requirements.

Market abuse and personal transactions

Dexia has introduced measures aimed at managing the risks of market abuse, i.e. insider trading and price manipulation, in relation to financial instruments issued by Dexia and by any other issuer.

These measures are principally reflected in a policy aimed at preventing insider trading in relation to its financial instruments and a policy relating to personal transactions carried out by the persons concerned. This latter measure guarantees that Dexia (as a provider of investment services) as well as its directors, staff members and affiliated agents fulfil the obligations set in the MiFID 2 Directive as well as the appropriate rules applicable to personal transactions carried out by such persons. There are also measures regarding confidentiality, the establishment of lists of insiders and Chinese walls.

Integrity and prevention of conflicts of interest

Within the framework of the MiFID 2 Directive, Dexia has introduced standards to guarantee a high level of investor protection, such as the conflicts of interest policy, updated in 2020.

This policy aims to prevent conflicts of interest which could arise within the context of the activities Dexia may carry out: credit restructuring, issuance, own-account activity, outsourcing of activities and also its relations with suppliers, subcontractors and possible partners.

Dexia undertakes to respect the good functioning of the markets in which it operates, as well as the internal rules and procedures of those markets. Dexia undertakes not to intervene in operations which might contravene laws and regulations. Dexia undertakes that market operators will show professionalism and integrity vis-à-vis intermediaries and counterparties. Internal rules have been adopted to govern the external functions which might be exercised by executives in application of local rules or general principles on the prevention of conflicts of interest.

Dexia has a policy aimed at guaranteeing the independence of its auditors. Indeed, checks should be made, prior to the granting of an assignment that is not directly related to the statutory audit work, inter alia whether that task is not nevertheless likely to affect the independence of the auditors.

Whistleblowing

Dexia has introduced a whistleblowing system accessible to all its staff members as well as external and occasional providers of services to Dexia. It is intended to encourage staff and other relevant stakeholders, in good faith and in confidence, to report any potential or actual breach of regulations, corporate values and internal codes of conduct, or any unethical or illegal behaviour concerning matters within Dexia's competence and control.

The facts which might be the object of such a report are likely to be extremely varied: the internal whistleblowing system relates to all failures to fulfil legal, regulatory or prudential obligations as well as the internal rules of compliance, liable to cause severe harm to the Dexia Group or the general interest.

Protection of data and professional secrecy

Discretion and observance of the requirements of professional secrecy (including banking secrecy when it is applicable) are essential, particularly with a view to protecting Dexia's reputation. In this regard, procedures have been introduced within the Dexia Group in observance of national regulations. In addition, within the framework of compliance training, staff members are regularly taught about such obligations of discretion and observance of the separation of functions, in particular with reminders of the good practices to be adopted. Data protection is essential and Dexia observes all national and European provisions in relation to the protection of personal data.

Within the framework of the General Data Protection Regulation (GDPR), Dexia identified and referenced all the processes involving personal data and updated or amended policies and procedures which describe management of the rights of the persons concerned and the warning of breaches. The Group also put in place training in order to make staff members aware of this regulation.

Moreover, Dexia updated its internet site to enable third parties to understand the processing of personal data undertaken by the company, their rights and contact details.

For more detailed information, please consult the Dexia internet site (<https://www.dexia.com/en/about-the-dexia-group/compliance>).

Environmental matters

Direct environmental impacts

Waste management and responsible management of consumables

Systems for the selective sorting, collection and recycling of paper and internal waste (toners, electrical waste, obsolete equipment and so on) have been put in place at Dexia Group level.

As part of its policy of responsible purchasing and reducing its paper consumption, Dexia has implemented various actions relating to the type of paper used, such as reducing the weight of paper and systematically using recycled virgin paper, bleached without chlorine and bearing the PEFC label.

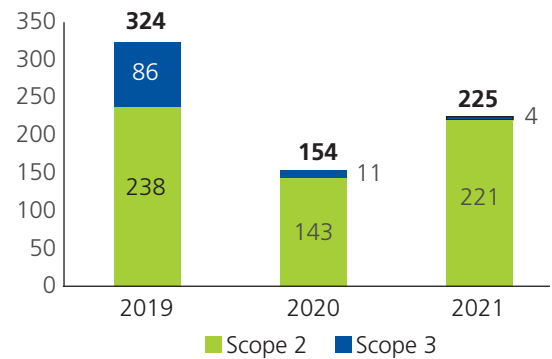
In 2021, 2.2 tonnes of office paper were used (compared to 1.3 tonnes in 2020 and 9.6 tonnes in 2019) in Paris and Brussels. This year's low tonnage is mainly due to the teleworking of staff members in the context of the health crisis.

Sustainable use of resources

The emissions produced by Dexia⁽¹⁾ fell sharply from 324 tCO₂ in 2019 to 154 tCO₂ in 2020, mainly due to the drop in electricity consumption (from 238 to 143 tCO₂ between 2019 and 2020) and the reduction in travel due to the health crisis. They then increased again between 2020 and 2021 to 225 tCO₂ 2021 by 31 December 2021, following a partial return to on-site work.

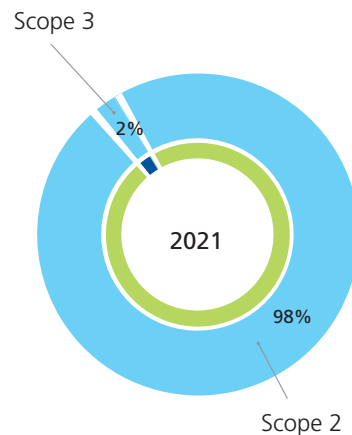
The reduction in office space, in line with the Group's plan to reduce operations also contributed to the overall decrease.

CHART 1 – GREENHOUSE GAS EMISSIONS BY SCOPE (IN TCO₂)



In terms of the breakdown of indirect emissions between the different types of emissions ("scopes" as defined by the GHG protocol), electricity consumption (Scope 2) accounts for 98.3% of total emissions, followed by emissions from business travel (Scope 3) at 1.7%. Direct emissions from stationary combustion sources (Scope 1) are negligible.

CHART 2 – GREENHOUSE GAS EMISSION BY CONTRIBUTION OF EACH SCOPE (% TCO₂)



Scope 1: Direct emissions from fixed sources of combustion
 Scope 2: Indirect emissions associated with electricity consumption
 Scope 3: Other indirect emissions associated with business travel

(1) The figures presented in this section cover Dexia's office in Brussels, Dexia Crédit Local in Paris and the branch in Dublin.

Electricity consumption

Dexia monitors data on electricity consumption and associated greenhouse gas emissions.

In order to limit its carbon footprint, Dexia is constantly seeking to improve the energy efficiency of its buildings. The Group is therefore seeking to increase the proportion of green electricity in its consumption. In Dublin, a branch of Dexia Crédit Local, the building is supplied with 100% green electricity. In Belgium and France, the building occupied by Dexia is respectively supplied with 88% and 100% (from May 2021) green electricity.

Business travel

The reduction of emissions linked to professional travel is entirely linked to the situation of generalised teleworking put in place in the context of the health crisis which marked the year 2020 and continued into 2021. Outside this pandemic context, for several years Dexia has been working to reduce the greenhouse gas emissions linked to the home-work journeys of its members of staff by focusing on two areas: reducing journeys and minimising their impact by encouraging the use of less polluting modes of transport.

In all countries Dexia pays for public transport season tickets 100% (Belgium) or partially (France, Italy) or encourages cycling ("Bike to Work Scheme" in Ireland). Moreover, in order to reduce business travel, members of staff have the possibility to telework up to three days a week and to use video and telephone conferences.

Water consumption

The water consumption of the Paris and Brussels offices in 2021 was 545 m³, compared to 1,413 m³ in 2020 and 3,914 m³ in 2019. The decrease is mainly due to the teleworking of staff members in the context of the health crisis. It was accentuated between 2020 and 2021 by the reduction of office space, in accordance with the Group's plan to reduce operations.

Environmental disclosure requirements under Article 8 of the Disclosure Delegated Act

Context, data sources and definitions

As a financial undertaking in scope of Article 29a of the EU NFRD directive (2013/34/EU), the Group is bound to provide disclosure requirements set forth by Article 10 of the Disclosure Delegated Act, which entered into force in January 2022. In an effort to meet the Commission's transparency standards, the Group provided both mandatory and voluntary requirements, following the European Commission's guidance⁽¹⁾ for the latter.

Data source and reporting period

In line with the Commission's recommendations as regard voluntary disclosure, both mandatory and voluntary disclosures are based on the same data source and are reported on an annual basis:

- All components of the KPIs are based on FINREP audited data, referencing data as at 31 December 2021.

- The numerators and denominators are in euro amounts and refer to gross carrying amounts for debt instruments, and carrying amounts for other financial instruments, in line with FINREP Appendix V accounting rules⁽²⁾ and conventions.

- The numerators and denominators cover the consolidated scope of the Dexia Group.

- The denominator of all KPIs is the total consolidated assets, amounting to EUR 98,650 billion as at 31 December 2021.
- The numerators of KPIs 1 to 3 are computed based on the total gross carrying amount of all on-balance-sheet exposures on financial assets not held for trading and not held for sale.
- The numerators of KPIs 4 to 7 were computed based on the definitions set by Article 10 of the Disclosure Delegated Act.

Definition of numerators and denominators in line with Article 10 of the Disclosure Delegated Act

- The numerator of KPI 1 is the sum of total gross carrying amount of:

- Exposures to non-financial corporations and financial corporations, bound by NFRD obligations, the underlying exposure of which is not taxonomy eligible.

- Exposures to EU local authorities other than "Public Housing – Housing Financing"

- The numerator of KPI 2 is the total gross carrying amount of:

- Exposures to non-financial corporations and financial corporations, bound by NFRD obligations, the underlying exposure of which is taxonomy eligible.

- Exposures to EU local authorities "Public Housing – Housing Financing."

- The numerator of KPI 3 is the total gross carrying amount of exposures to non-NFRD eligible non-financial corporations and financial corporations.

- The numerator of KPI 4 is the total gross carrying amount of exposures to central banks, central governments and supranational issuers. It excludes exposures to European local authorities, as per the Commission's FAQ definition and reference to FINREP Appendix V (Part 1, Paragraph 42 (b))

- The numerator of KPI 5 is the total carrying amount of all exposures on derivatives instruments, regardless of their classification under FINREP (held for trading or hedge accounting).

- The numerator of KPI 6 is the total gross carrying amount of all exposures on "other demand-deposits" towards credit institutions under FINREP Appendix V (Part 2, Paragraph 3).

- The numerator of KPI 7 is the total carrying amount of all financial assets held for trading under FINREP Appendix V (Part 1, Paragraph 15).

To ensure no double counting within the numerators of the KPIs, one exposure can only contribute to the numerator of one KPI.

Mandatory disclosure requirements

The results of the 7 KPIs described under Article 10 of the Disclosure Delegated Act are presented in table 1 and commented below.

(1) Platform considerations on voluntary information as part of Taxonomy-eligibility reporting.

(2) Appendix V FINREP: Gross carrying amount for debt instruments as defined under part 1, Paragraph 34 (a) and (b) and Carrying amount for all financial instruments as defined under part 1, Paragraph 27.

TABLE 1 - NFRD KPIS UNDER MANDATORY DISCLOSURE REQUIREMENTS

NFRD KPIS		% Total consolidated assets	Reference to Disclosure Delegated Act
KPI 1	Proportion of exposures to non-Taxonomy eligible economic activities	0.00%	Article 10, Paragraph 2 (a)
KPI 2	Proportion of exposures to Taxonomy eligible economic activities	0.00%	Article 10, Paragraph 2 (a)
KPI 3	Proportion of exposures to Non-NFRD eligible counterparties	0.00%	Article 10, Paragraph 2 (c)
KPI 4	Proportion of exposures to central governments, central banks and supranational issuers	39.71%	Article 10, Paragraph 2 (b)
KPI 5	Proportion of derivatives	8.35%	Article 10, Paragraph 2 (b)
KPI 6	Proportion of on-demand interbank loans	1.03%	Article 10, Paragraph 2
KPI 7	Proportion of trading portfolio	7.38%	Article 10, Paragraph 2 (b)

- KPI 1 to 3 are null, considering data limitations and in consistency with the restriction on the usage of estimates and proxies, stipulated by the European Commission⁽¹⁾.
- KPI 4 to 7 encompasses 48% of Dexia's total consolidated assets as at 31 December 2021.
- KPI 4 is the largest ratio. Even though exposures to EU local authorities are excluded of this ratio, exposures to UK and other non-EU member states still account for more than half of the numerator of this ratio. This is representative of Dexia's historical active role in financing the public sector, in particular states, regions, and local authorities.
- KPI 5 encompasses KPI 7, as Dexia's financial assets held for trading are only composed of derivatives.
- KPI 6 is the smallest of all ratios as it only represents on-demand exposures and short-term exposures to credit institutions.

Data availability and limitations

The following information were not publicly available, nor duly vetted bilaterally with all the Group's counterparties at the time of preparation of this report:

- For the computation of the numerator of KPI 1 and 2: the allocation (or non-allocation) to a taxonomy-eligible activity provided by the counterparty.
- For the computation of the numerator of KPI 3, for the identification of non-NFRD eligible counterparties: the public interest entity status and average number of staff members (under NFRD definition) are the most challenging data to source. These data proved even more difficult to collect for subsidiary entities of NFRD parent undertakings, which are not counterparties of the Group.

Those limitations are to be considered in light of Dexia's historical specificities as regard investments on non-financial corporations, involving Public sector entities other than those assimilated to sovereigns and project finance counterparties, not subject or familiar with recent updated in NFRD disclosure requirements.

The resolution of those limitations is currently being addressed by the Group. Estimated KPIS 1, 2 and 3 are provided in the voluntary disclosure section below, to provide transparency and underline Dexia's efforts to analyse the eligibility of its underlying exposures to environmental objectives set forth in the Climate Delegated Act and Taxonomy Directive.

(1) December 2021, EU Commission, Considerations on voluntary information as part of Taxonomy-eligibility reporting: "Estimates and proxies are not allowed to be used for the mandatory reporting under Article 8 of the Taxonomy Regulation. Yet, entities may disclose additional information on a voluntary basis, separately from the Article 8 disclosures and clearly identified as estimates or proxies."

Voluntary disclosure requirements

The objective of this section is to complement the mandatory section with estimates of KPI 1, 2 and 3.

All data sources and definitions are the same as for mandatory requirements, except for the denominators of KPIS 1 to 3, which are expressed as a percentage of the total covered assets⁽²⁾, in line with the recommendations of the European Commission⁽³⁾. The total covered assets amounted to EUR 52.2 billion as at 31 December 2021.

Use of proxies and hypothesis for the voluntary report are further detailed in paragraphs below.

- KPI 1 is mostly composed of exposures towards credit institutions and EU local governments, as Dexia does not finance any exposure fitting the European Commission's definition of "EU Local Governments – Housing Financing"⁽⁴⁾.
- KPI 2 consists in the Group's exposures financing Social Housing, meeting NFRD-eligibility criteria and encompassed within taxonomy activity "7.7 Acquisition and ownership of buildings".
- KPI 3 is composed of exposures towards credit institutions and non-financial corporations which do not qualify as NFRD-eligible either for data availability reasons or for not meeting the stipulated criteria under art. 19a and 29a of the NFRD Directive.

It is worthy to mention that Dexia's historical investments in renewable energy (hydro, solar, wind), public transport and infrastructure are not reflected in KPI 1 and 2, as these investments are either directed towards counterparties not incorporated or listed in the EU, or to non-financial corporations not meeting NFRD criteria.

Use of proxies in voluntary disclosure

- For NFRD-eligibility, available information (turnover, total assets, number of staff members) in Dexia's systems and recourse to external data providers were completed by targeted hypothesis on the average number of staff members and status of "Public Interest Entity"⁽⁵⁾.

(2) Disclosure Delegated Act, Appendix V, Paragraph 1.1.2 Total covered assets.

(3) Commission FAQ Q. 21 pp. 18-19.

(4) Commission FAQ p. 18: "Loans granted by institutions to local government with the aim of funding the acquisition of their place of residence of households in the municipality."

(5) Inspired by the existing literature by the EU Commission: 2020, Final Report "Study on the Non-Financial Reporting Directive".

TABLE 2 - ESTIMATED NFRD KPI 1 TO 3 UNDER VOLUNTARY DISCLOSURE

Estimated NFRD KPIs		% Total consolidated assets	% Total covered assets	Reference to Disclosure Delegated Act
KPI 1	Proportion of exposures to Non-Taxonomy eligible economic activities	18.46%	29.38%	Article 10, Paragraph 2 (a) Appendix V, Paragraph 1.1.2 Total Covered Assets
KPI 2	Proportion of exposures to Taxonomy eligible activities	0.05%	0.08%	Article 10, Paragraph 2 (a) Appendix V, Paragraph 1.1.2 Total Covered Assets
KPI 3	Proportion of exposures to non-NFRD eligible counterparties	5.81%	9.25%	Article 10, Paragraph 2 (c) Appendix V, Paragraph 1.1.2 Total Covered Assets
TOTAL COVERED ASSETS / TOTAL ASSETS			52.91%	

• For Taxonomy-eligibility, the use of NACE codes mapping⁽¹⁾ was complemented by a dedicated analysis of the counterparty and underlying financed exposures by credit analysts and expert judgement to define taxonomy-eligible and non-eligible economic activities.

Underlying hypothesis

Any counterparty not incorporated or listed in an EU-member State were excluded of the numerator of KPI 1, 2 and 3 as the NFRD Directive and Taxonomy Directive only apply for EU Member State.

All credit institutions and subsidiaries of credit institutions⁽²⁾ incorporated in an EU Member State were considered Public Interest Entities, with an average number of staff members in excess of 500.

In the event of data unavailability, any counterparty which could not verify NFRD criteria is considered not eligible. For this reason, all subsidiary undertakings exempted of NFRD obligations⁽³⁾, were considered as contributing to the numerator of KPI 3 non-NFRD eligible exposures, as the information on the parent undertaking was not always available.

Information relating to social commitments in favour of sustainable development

Dialogue with stakeholders

Dexia communicates on a regular basis with banking supervisors, majority shareholders and, in general, the various stakeholders in the Group's resolution. This dialogue was reinforced within the context of the Covid-19 pandemic.

Partnership or sponsorship actions

Dexia's involvement in society is reflected in the implementation of policies and actions for the benefit of local actors in the different countries where it is directly or indirectly present. Various initiatives, both permanent and occasional, are organised within the Group. Dexia also encourages and supports voluntary work and any other individual initiative that has a positive impact on society or the environment. The Group relays these initiatives through dedicated communications on its intranet.

The Duo for a Job mentoring programme

Dexia and Dexia Crédit Local responded to the call from the association Duo for a Job, in order to promote the professional integration of young people in difficulty. The association thus enabled young people looking for work to be put in contact with members of staff of the Dexia Group aged over 50, so that the latter could share their experience and support them in their professional integration.

Once they have been paired up, the young person and his or her mentor meet on a weekly basis for six months. The Group had two duos in 2021.

Collection of spectacles in favour of the OLSF association

The Social and Economic Committee of Dexia Crédit Local is organising the collection of new or used spectacles in aid of the OLSF association, whose aim is to combat poor eyesight in the world, even if the teleworking measures introduced as part of the health crisis have not enabled many spectacles to be collected since March 2020.

End-of-year solidarity action

In this period of health crisis, the Group made donations to five charities, focusing on children, for a total amount of EUR 30,000.

Once again this year, Dexia invited its Brussels staff members to participate actively in the selection process of an association through a dedicated communication campaign. This action consisted firstly of proposing one or more charities that were close to their hearts and secondly of voting to elect the ones of their choice.

The associations *Het Balanske and Viva for Life*, active in the respective fields of running a leisure centre for children with disabilities and organising an event to raise funds to combat child poverty, were thus voted for. The association SOS Village enfants, which helps Indian orphans in the context of the health crisis, was also awarded a donation.

In Paris, two associations, *Partage and Enfance et Partage*, which work to protect children and help them grow up with respect for their fundamental rights, received a donation from the Group.

(1) Among other resources: Mapping from the "Taxonomy Compass" tool and TEG group documentation.

(2) In the sense of FINREP Annex V, Paragraph 42(c) and CRR article 4(1).

(3) NFRD Directive 2014/95/EU, article 19a Paragraph (3).

Governance

Introduction

The shareholder structure

As at 31 December 2021, the main Dexia shareholders were as follows:

Shareholder name	Percentage of existing Dexia shares held as at 31 December 2021
Belgian Federal States through the Federal Holding and Investment Company	52.78%
French State	46.81%
Institutional, individual and staff shareholders	0.41%

On that same date no individual shareholder, with the exception of the Belgian Federal State and the French State, held 1% or more of the capital of Dexia. One director of Dexia held one share in the company.

Observance of applicable legislation

Dexia is a public limited company under Belgian law and a financial company. As such, it is subject to the provisions of the Codes des Sociétés et des Associations (CSA) and the Law of 25 April 2014 relating to the status and control of credit institutions and brokerage firms (the "Banking Law"). Since 2 December 2019, Dexia no longer has any securities listed on Euronext Brussels but it remains a public interest company within the meaning of Article 1:12 of the CSA since it still owns bonds which are listed on the regulated market of the Luxembourg Stock Exchange. In this respect, Dexia ensures compliance with its legal and regulatory obligations in terms of periodic information. The Royal Decree of 14 November 2007 "relating to the obligations of issuers of financial instruments admitted to trading on a Belgian regulated market" deals in particular with the obligations of issuers with regard to the information to be provided to the public and their obligations towards the holders of financial instruments. On 11 January 2012, the Financial Services and Markets Authority (FSMA) published a circular, updated on 26 May 2020, which explains this Royal Decree. In accordance with this regulation, Dexia has been using its website since 2003 to fulfil its obligations concerning the publication of the information referred to in the Royal Decree and the circular and has in particular created a separate part of the website reserved for the obligatory financial information mentioned in the circular.

Management of the Dexia Group

Since 10 October 2012, Dexia and its main subsidiary Dexia Crédit Local have had an integrated executive management team adapted to the size and particular features of the Group. Although separate legal structures have been maintained, the management of the Group has been unified, in particular through the joint management of the two main entities, Dexia and Dexia Crédit Local.

Dexia's Board of Directors

The competences, operation and responsibilities of the Board of Directors

The rules relating to the competence, operation and responsibilities of the Board of Directors are described in the CSA, the Banking Law, Dexia's Articles of Association and the Internal Rules of the Board of Directors and of the specialised committees, the latest version of which is published on the Company's website. Dexia's Internal Rules codify a set of rules designed to enable the Board fully to exercise its powers and to strengthen the effectiveness of the contribution of each director.

Composition of the Board of Directors

The Board of Directors must be composed of a minimum of 9 directors and a maximum of 13 directors. At least one half of the Board of Directors are non-executive directors and at least three of them are independent. At least three members of the Management Board must be directors. In addition, at least a third of the members of the Board are a different gender to the other members. The Board is composed of Belgian and French directors. The Belgian directors must always be in a majority. The Chairman of the Board of Directors is French and the Chief Executive Officer is Belgian. A director may, with the agreement of a majority of each group of directors of the same nationality, be considered as of Belgian or French nationality even though in reality they are of another nationality, the other nationality or of dual nationality. This provision has been used for Mr Giovanni Albanese, of Italian nationality, and he must be considered to have the Belgian nationality.

Non-executive directors

A non-executive director is a director who does not perform executive functions in a company of the Dexia Group. At least one half of the Board of Directors are non-executive directors and at least three of the non-executive directors must be independent. It is to be noted that with the exception of Mr Pierre Crevits, Mr Giovanni Albanese and Mrs Véronique Hugues, all the members of the Dexia Board of Directors were non-executive directors as at 31 December 2021. The non-executive directors are entitled to obtain any information necessary to enable them correctly to execute their mandate and may ask for such information from the Management Board.

Independent directors

The Banking Law requires the presence of independent directors in specialised committees and the Internal Rules provide that at least three of the non-executive directors must be independent and meet the independence criteria as defined by Article 7:87 paragraph 1 of the CSA.

These criteria, which form an integral part of the Internal Rules of the Board of Directors, are as follows:

- 1) For a period of three years preceding their appointment, independent directors may not have held a mandate as an executive member of the Board of Directors, or as a member of the Management Board or Chief Executive Officer, of Dexia or of a company or a person associated with it;
- 2) Independent directors may not have sat on the Board of Directors of Dexia as non-executive directors for more than twelve years;
- 3) For a period of three years preceding their appointment, independent directors may not have been a member of the management staff;
- 4) Independent directors may not receive, or have received, remuneration or other significant benefits of an asset nature from Dexia or from a company or a person associated with it, outside any percentages and fees received as non-executive members of the management or supervisory body;
- 5) Independent directors:
 - a) may not hold any social right representing one tenth or more of the capital, social funds or category of shares of the company.
 - b) may not have been appointed in any way by a shareholder meeting the conditions of point a).
- 6) Independent directors may not have entered into or maintained a significant business relationship with Dexia or with a company or person associated with it over the last financial year, either directly or as a partner, shareholder, member of the Board of Directors or member of management staff of a company or person entering into such a relationship;
- 7) During the last three years, independent directors may not have been a partner or employee of a current or previous auditor of Dexia or an associated company or person associated with it;
- 8) Independent directors may not be an executive member of the Board of Directors of another company in which an executive director of Dexia is a non-executive member of the Board of Directors or a member of the supervisory body, and may not have other significant ties with the executive directors of Dexia through positions held in other companies or bodies;
- 9) Independent directors may not, either within Dexia or within a company or person associated with it, have either their spouse, or the person with whom they live under a common law marriage, or an immediate family member or a relative up to twice removed exercising a mandate as member of the Board of Directors, Chief Executive Officer or member of the management staff, or in one of the other cases defined in points 1 to 8 for at least three years after the date on which the family member concerned terminated their last mandate.

Any of Dexia's independent directors who no longer meet any of the said criteria, particularly following a major change of their functions, will immediately inform the Chairman of the Board of Directors who will inform the Appointments Committee. The Appointments Committee will inform the Board of Directors and if necessary formulate an opinion.

Considering these criteria, Dexia's Board of Directors had four independent directors as at 31 December 2021, namely Mr Gilles Denoyel, Mrs Tamar Joulia-Paris, Mrs Alexandra Serizay and Mr Michel Tison.

Gender diversity

At least one third of the members of the Board shall be of a different gender to the other members. Five women sit on the Dexia Board of Directors.

As at 31 December 2021, the Dexia Board of Directors was composed as follows:

GILLES DENOYEL

Independent director

4 August 1954 • French • *Non-executive director since 2018*

Holds no Dexia shares

Chairman of the Board of Directors of Dexia

Chairman of the Board of Directors of Dexia Crédit Local

Term of mandate: 2018-2022 (the renewal of the mandate of director for a term of four years will be proposed to the shareholders' meeting to be held on 18 May 2022)

Specialised committees: Chairman of the Appointments Committee • Member of the Remuneration Committee

Other mandates and functions: Director of Memo Bank, Director and chairman of the nuclear commitments committee of EDF, member of the supervisory board and audit and risk committees of Rothschild&Co.

Biography: Gilles Denoyel is a graduate of the Ecole des Mines in Paris, the Institut d'études politiques in Paris (IEP) and the ENA. He was appointed Inspector of Finance at the Ministry of the Economy and Finance in 1981 before, in 1985, joining the Directorate of the Treasury as Mission Head and then Secretary General (1987) to the CIRI, Head of the Credit Insurance Office, Head of the Financial Markets Office (1989-92), Deputy Director of Insurance (1992-94) and Deputy Director of Holdings (1994-96). He then joined the CCF group in 1996 as Director Finance, Secretary General in charge of Strategy and Operations in 1998, then Deputy Director General Finance in 2000 and participated in the link-up with the British group HSBC where he continued his career as Deputy Chief Executive Officer of HSBC France from 2004. In that role, he was first in charge of central and financial functions. In 2006, he took charge of the asset management business line, insurance activities and central non-financial functions. From 2007, he supervised all the risk and control functions and relations with the supervisory authorities. In 2015, he was appointed International President Institutional Relations of the HSBC group for Europe. Since his retirement from the HSBC group, in June 2016, he has been performing advice missions in the financial sector and has been Senior Advisor at Bain Consulting. He was chairman of the group of banks under foreign control in France from 2006 until 2016 and Treasurer of the French Banking Association from 2004 until 2016. Since May 2019 he has been director and chairman of the nuclear commitments committee of EDF. Since May 2020, he has been a member of the supervisory board and member of the audit and risk committees of Rothschild&Co.

Principal fields of expertise: finance and banking, financial risk management, direction and management of institutions.

PIERRE CREVITS

23 May 1967 • Belgian • *Executive director since 2020*

Holds no Dexia shares

Chief Executive Officer and Chairman of the Management Board of Dexia

Chief Executive Officer and Chairman of the Management Board of Dexia Crédit Local

Term of mandate: 2020-2024

Other mandates and functions: Chairman of the Board of Directors of Namur Invest

Biography: Pierre Crevits is holder of a Master's Degree in Economics and Social Sciences, extended by four years as an assistant at the University of Namur. He spent the rest of his career to date at the National Bank of Belgium. He held various positions there, including head of macroeconomic statistics, before taking over as head of the Bank's General Secretariat, a position he has held until 20 May 2020. From 2010 to 2014 he was seconded as Chief of Staff in the Belgian federal government. He also chaired the Scientific Committee on Government Accounts at the Institute of National Accounts from 2016 to 2020 and still chairs the Board of Directors of the Namur Invest Group.

Principal fields of expertise: Economics, banking supervision and regulation, strategy, HR management, crisis management.

GIOVANNI ALBANESE

22 February 1959 • Italian • *Executive director since 2018*

Holds no Dexia shares

Chief Risk Officer and member of the Management Board of Dexia

Director and Executive Vice-President of Dexia Crédit Local

Term of mandate: 2019-2023

Biography: Giovanni Albanese has a degree in electrical engineering from the University of La Sapienza (Italy), a Master of Science and a third cycle Degree in electrical engineering from the University of Southern California (USA), as well as an MBA from the Bocconi University (Italy). After working for more than 12 years in different firms of consultants (McKinsey & Company, Booz Allen and Hamilton and Roland Berger Strategy Consultants), he joined the Unicredit group in 2006, where in particular he was head of risks for Italy, head of the group's credit risk and head of the group's internal validation department. Since September 2018, he has been an executive director, Chief Risk Officer and a member of the Management Board of Dexia as well as director and Executive Vice-President of Dexia Crédit Local

Principal fields of expertise: risk management, finance, strategy.

MARIE-ANNE BARBAT-LAYANI

8 May 1967 • French • *Non-executive director since 2021*

Holds no Dexia shares

Director of Dexia Crédit Local

Term of mandate: 2021-2025

Specialised committees: Member of the Risk Committee

Other mandates and functions: N/A

Biography: Marie-Anne Barbat-Layani is a graduate of Institut d'études politiques de Paris and École nationale d'administration (ENA). She has followed the master's degree of politics of the New York University. She began her career in 1993 in the service des Affaires européennes et internationales of the French Treasury as Deputy Secretary General of the Club de Paris. In 1995, she joined the service

des Participations of the French Treasury where she was Deputy Head of the Energy, Mines and Telecom Office. In 1997 she became the Financial Attaché of the Permanent representation of France to the European Union (Financial services, Concurrence). In 2000 she was appointed Technical Advisor to the Office of the Ministry of Economy, Finance and Industry, followed by the appointment as Head of Credit Institutions and Investment Firms, and later Secretary General of the Euro National committee. From 2002 to 2007 she became Deputy Head of Banking and General Interest Financing of the Direction générale du Trésor et de la politique économique. In 2007 she was appointed Deputy Executive Director of the Fédération Nationale of Crédit Agricole. From 2010 to 2012 she was Deputy Head of the Cabinet of the Prime Minister and then General Inspector of Finance to the Ministry of Economy and Finance from 2012 to 2013. In 2014 she was Executive Director of the *Fédération bancaire française* and the *Association française des banques*. Since 2019 she has been Secretary General of the French Ministry of Economy, Finance and Recovery and Senior Defence and Security Official.

Principal fields of expertise: Supervision and banking regulation, governance and management of institutions, financial risk management, crisis management.

BART BRONSELAER

6 October 1967 • Belgian • *Non-executive director (first mandate in 2012)*

Holds no Dexia shares

Director of Dexia Crédit Local

Term of mandate: 2021-2025

Specialised committees: Chairman of the Risk Committee • Member of the Audit Committee

Other mandates and functions: Independent director of United Pensions OFP, director of MeDirect

Biography: Bart Bronselaer holds a degree in industrial engineering (Groep T – Leuven), as well as a master's degree in information sciences (VUB) and a master's degree in business administration (MBA – U.C. Louvain). The major part of his career (1993-2003) was spent with Merrill Lynch International in London, where he held various positions, the last chronologically as Head of Debt Capital Markets for Europe, the Middle East and Africa. There he had the task of structuring and selling financial solutions to various clients, such as financial institutions, industrial companies and public bodies. In 2003, he became an independent expert in financial services. He was Chairman of the Board of Directors of Royal Park Investments until 31 December 2013. From November 2019 to May 2020, he was Chief Executive Officer and Chairman of the Management Board ad interim of Dexia and director and Chief Executive Officer ad interim of Dexia Crédit Local. He was co-opted as a non-executive director of Dexia and Dexia Crédit Local on 9 September 2020. Since January 2021, he has been a director of MeDirect.

Principal fields of expertise: financial markets, finance, structured finance, derivatives, strategy

ALEXANDRE DE GEEST

5 February 1971 • Belgian • *Non-executive director since 2012*

Holds no Dexia shares

Director of Dexia Crédit Local

Term of mandate: 2021-2025

Specialised committees: Member of the Risk Committee • Member of the Remuneration Committee

Principal function: General Administrator of the Belgian Federal Public Service Finance (FPS Finance).

Other mandates and functions: Chairman of the Protection Fund for Financial Instruments • Member of the Commission for Nuclear Reserves • Chairman of the Strategic Committee of the Agence Fédérale de la Dette

Biography: Alexandre De Geest is a graduate in law from the Catholic University of Louvain and the Free University of Brussels. He has been a director of numerous companies including Gazelec (2004-2005) and the Silver Fund since 2003. He was an Adviser to the Cabinet of the Federal Minister of Finance from 2000, then an Adviser to the Cabinet of the Federal Minister of Foreign Affairs in 2011. He has been director of FPS Finance since 2012 and General Administrator since 2016.

Principal fields of expertise: financial markets, finance, taxation

THIERRY FRANCO

30 April 1964 • French • *Non-executive director since 2013*

Holds no Dexia shares

Director of Dexia Crédit Local

Term of mandate: 2021-2025

Specialised committees: Member of the Audit Committee • Member of the Appointments Committee

Principal function: Director General for Transformation and International Activities of the Covea Group

Biography: Thierry Franco is a graduate of Ecole polytechnique and Ecole nationale de statistiques et d'administration économique (ENSAE). He began his career in 1988 in the direction de la Prévision (Ministry of the Economy, Finance and Industry), as Deputy Head of the Foreign Office and then of the Financial Transactions Office. In 1992, he joined the General Directorate of the Treasury where he was Deputy Head of the Housing Financing Office and, as of 1995, Head of the Office in charge of French policy regarding the International Monetary Fund (IMF), the international financial system and the preparation of the G7 summits. From 2000 to 2002, he held the position of Deputy Head in charge of the regulation of insurance companies, products and markets and then, from 2002 to 2004, Deputy Head of the State holding department before being appointed Head of Economy Financing at the French Treasury. In March 2009, he was appointed Secretary General of the Financial Markets Authority (AMF). From December 2012 to September 2013, he was executive adviser to the CEO of the French Treasury. He was Deputy General Auditor for Investment from October 2013 until September 2018. Since September 2018 he has been Director of the Cabinet of the Chairman and CEO of the Covea Group. He was then appointed Director General for Transformation and International Activities of the same Group.

Principal fields of expertise: economics, financial regulation and administration

VÉRONIQUE HUGUES

28 May 1970 • French • *Executive director since 2016*

Holds no Dexia shares

Chief Financial Officer and member of the Management Board of Dexia

Director and Executive Vice-President of Dexia Crédit Local

Term of mandate: 2021-2025

Biography: Véronique Hugues has a double Master's degree in finance from the University of Paris IX Dauphine and the University Johan Wolfgang Goethe in Frankfurt and a master DESS 203, market finance from the University of Paris IX Dauphine. After beginning her career with Deutsche Bank in Paris, in the ALM department, she joined the Dexia Group in 2001 as Head of Long-Term Funding. She took charge of Financial Communication in 2009 and, in 2013, became Head of Financial Management and director of Dexia Kommunalbank Deutschland and Dexia Sabadell. From 2014 to 2016, she was Deputy CFO of Dexia and a member the Group Committee. With this mandate, she directed various transversal projects within the Finance activity line. Since June 2016 she has been an executive director, Chief Financial Officer and member of the Management Board of Dexia as well as director and Executive Vice-President of Dexia Crédit Local.

Principal fields of expertise: finance, financial markets, financial communication, change management and transformation processes.

TAMAR JOULIA-PARIS

Independent director

5 October 1952 • Belgian • *Non-executive director since April 2019*

Holds no Dexia shares

Director of Dexia Crédit Local

Term of mandate: 2019-2023

Specialised committees: Member of the Risk Committee • Member of the Audit Committee

Other mandates and functions: Executive director of TJ Capital • Member of the Board of Directors of Greenomy

Biography: Tamar Joulia-Paris is a graduate of the Ecole Polytechnique in Mons (Belgium), the Ecole Nationale Supérieure de Géologie et de Prospection Minière in Nancy (France) and the Solvay Business School in Brussels (Belgium). After ten years in the construction sector and in manufacturing industry, mainly in developing countries, she joined the banking sector in 1992 at Banque Bruxelles Lambert (later ING Belgium) where she was in charge of credit risk management. She subsequently held senior management positions at ING Group in Amsterdam, where she was in charge of the group-wide credit portfolio and credit markets during the financial crisis of 2008, and led teams in Europe, the US and Asia. In addition to her management functions, she is also a member of the Management Council of ING Group. After more than 25 years in the banking sector, she set up her own advisory and training company specialising in financial and non-financial risk management, the impact of prudential regulations and the optimisation of balance sheet activities and portfolios for the financing of sustainable growth. She is also a visiting professor at the Facultés Universitaires de Saint-Louis (UCL) where she has been teaching risk management since 2004.

Principal fields of expertise: financial company management, financial and ESG risk management, financial, human and environmental capital management, international regulations (banks, insurance, asset management, capital markets), sustainable finance, crisis management, international finance and audit.

ALEXANDRA SERIZAY

Independent director

31 March 1977 • French • *Non-executive director since 2016*

Holds no Dexia shares

Director of Dexia Crédit Local

Term of mandate: 2021-2025

Specialised committees: Chairman of the Audit Committee

Principal function: Chief of Staff of the Chairman of the Board of Sodexo

Other mandates and functions: Director of Cofiroute and of AFS (Vinci Autoroutes Group)

Biography: Alexandra Serizay is a graduate of the ESSEC. She began her career in 1997 as internal auditor with France Télécom Transpac, and then joined Deutsche Bank in London in 1999 as Associate in M&A. In 2004, she joined Bain in Paris and became Manager in 2007. In 2011, she joined HSBC France, first of all as a member of the Executive Committee of HSBC France, responsible for Strategy, and then in 2013 she became Secretary General of the Executive Committee of RBWM (Retail Banking & Wealth Management) and director in charge of customer development and offers in 2016. She also assumed a mandate within the boards of HSBC REIM France (Real Estate Investment Managers), HSBC SFH France (HSBC covered pool) and HSBC Factoring France. From September 2017 to September 2020, she held the post of Global Head of Strategy – Corporate Services at Sodexo. In June 2020 she became Chief of Staff of the chairman of the board of Sodexo.

Principal fields of expertise: audit and finance, mergers and acquisitions, strategy, digital transformation, risk management

MICHEL TISON

Independent director

23 May 1967 • Belgian • *Non-executive director since 2016*

Holds no Dexia shares

Director of Dexia Crédit Local

Term of mandate: 2020-2024

Specialised committees: Chairman of the Remuneration Committee • Member of the Audit Committee • Member of the Appointments Committee

Principal function: Professor of finance law and Dean of the Faculty of Law and Criminality – Ghent University

Biography: Since 1998 Michel Tison, Doctor of Law, has been an Associate Professor, and then, since 2008, Professor at the Ghent University. He is the author or co-author of numerous publications, concerning banking and finance law. From 2001 to 2014, he was an independent director and Chairman of the Board of Directors of Aphilion Q2 (UCITS) and from 2005 to 2014, member of the Audit

Committee of the University Hospital of Ghent. Since 2005, he has been an assessor for the Legislation section of the Council of State. Since 2014 he has also been a member of the Board of Directors of Dexia Crédit Local.

Principal fields of expertise: banking and finance law, audit

KOEN VAN LOO

26 August 1972 • Belgian • *Non-executive director since 2008*

Holds no Dexia share

Director of Dexia Crédit Local

Term of mandate: 2021-2025

Specialised committees: Member of the Appointments Committee

Principal function: Chief Executive Officer and member of the Strategy Committee of the Federal Holding and Investment Company

Other mandates and functions: Director of Relaunch for the Future, Tara India Fund, CIM Capital Restructuring Fund, China – Belgium Technology Innovative Industry Fund, Capricorn Fusion China Fund, Certi-Fed SA, Sinnolabs Hong Kong Ltd, Thaumias NV and Euroports Group BV.

Biography: Koen Van Loo is graduate in applied economics. After gaining a degree in taxation, he began his career as Deputy Adviser to the Central Economic Council. In September 1999, he joined the Office of the Belgian Minister of Finance as an expert. In November 2000, he was appointed Adviser to the Cabinet and was then Head of the Cabinet from May 2003 until November 2006. He was then appointed Chief Executive Officer and a Member of the Strategy Committee of the Federal Holding and Investment Company

Principal fields of expertise: financial analysis, accounting, taxation and strategy

CLAIRE VERNET-GARNIER

10 February 1984 • French • *Non-executive director*

Holds no Dexia share

Director of Dexia Crédit Local

Term of mandate: 2021-2025

Specialised committees: Member of the Remuneration Committee

Principal function: Director of Holdings at the French Government Shareholding Agency (*Agence des participations de l'État – APE*)

Other mandates and functions: Director of ADP SA, SNCF SA and Radio France SA.

Biography: Claire Vernet-Garnier is a graduate of the Ecole Nationale des Ponts et Chaussées (E-MBA, France), the Solvay Brussels Schools of Economics and Management (Belgium) and Temple University (USA). She is an alumnus of ESSEC and holds a Master in Management from Audencia Business School (France). After starting her career in 2008 in the equity syndication teams of Société Générale, she joined the Equity Capital Markets department of Bank of America Merrill Lynch as an analyst in 2010. She joined Société Générale CIB as a Senior Analyst and then Associate in the Corporate Finance / Equity Capital Markets Large Caps teams in 2012. In 2015, she joined the pan-European stock exchange operator Euronext to head the Pre-Listing activity. In 2018, she joined the French Government Shareholding Agency (*Agence des participations de l'État – APE*) to take charge of the Finance and Capital Markets division, in charge of strategic and market operations of the State shareholder portfolio (privatisations and support of companies in the APE portfolio). In 2021, she became Director of Investments in charge of Transport for the APE, still within the Ministry of the Economy, Finance and Recovery.

Principal fields of expertise: financial markets, management, risk management, infrastructures, transport.

Observers

In order to respect the mirror composition of the Boards of Directors of Dexia Crédit Local and Dexia, it was decided at the meeting of the Board of Directors held on 29 March 2017, on a proposal by the Appointments Committee, in accordance with Article 11 of the Articles of Association, to appoint Mrs Aline Bec and Mrs Véronique Tai (who are directors of Dexia Crédit Local), as observers of Dexia to attend meetings of the Board of Directors of Dexia and to maintain a level of information equivalent to that of the other directors.

Changes in the composition of Dexia's Board of Directors during the 2021 financial year

During the 2021 financial year, the significant changes in the composition of Dexia's Board of Directors were as follows:

- On 29 April 2021, the Board of Directors of Dexia co-opted Marie-Anne Barbat-Layani as a non-executive director of Dexia, replacing Bertrand Dumont, who resigned on 29 October 2020.

Procedure for appointing and assessing members of the Board of Directors

In line with their obligations in particular under CRD IV and its national transpositions, Dexia and Dexia Crédit Local have the procedures in place necessary for checking the expertise and professional integrity of directors, responsible executives of the two entities and heads of the independent control functions. Fulfilment of these obligations involves several departments:

- the Human Resources department in charge, on behalf of the Management Board or the Board of Directors, of the selection and recruitment process for responsible executives and heads of the independent control functions;
- the Compliance department in charge of checking the integrity of candidates and the absence of conflicts of interest by virtue of functions or mandates;
- the General Secretariat in charge, on behalf of the Board of Directors, of implementing the selection process for directors, procedures for verifying the suitability, competence and availability of candidate directors and relations with the regulatory and supervisory authorities.

This check is made at the time of the candidate's recruitment and is subject to an annual assessment. The Board of Directors carries out a self-assessment of its operations and that of

its specialised committees each year, conducted by the Chairman of the Board of Directors with the aid of the General Secretariat, in order to make the necessary adjustments and improvements to its operation or its composition. The criteria used to carry out the assessment include the effectiveness and frequency of the Board and its specialised committees, the quality of the information provided to the Board and its specialised committees, the remuneration of the members of the Board and its committees, and the role of the Chairman. At the time of a director's reappointment, the Appointments Committee conducts an assessment of his or her participation in the operation of the Board of Directors and reports to the Board of Directors with a recommendation.

Activities of Dexia's Board of Directors during the 2021 financial year

The Board met ten times in 2021 and the directors' attendance rate was very high at all the meetings.

In addition to matters falling within the ordinary remit of the Board of Directors (monitoring results, approving the budget, appointment and remuneration of Management Board members, convening of shareholders' meetings, minutes of specialised committee meetings), the Board dealt in particular with numerous subjects from the Audit and Risk Committees, and the following points:

- the analysis and the monitoring of the impacts of the Covid-19 health crisis (impacts on solvency, liquidity and operational organisation);
- the treatment of large exposures;
- the prolongation of the State guarantee;
- the budget, the Group's liquidity, long-term financial projections VLTM, ICAAP/ILAAP;
- the ACPR AML report, the evaluation of the Compliance function;
- the monitoring of the execution of the remedial deleveraging plan;
- the ALCO roadmap;
- the strategic review: state of play, feasibility study and outlook, evolution of operational models, analysis of the sensitivity of the operational trajectory;
- the update of the remediation plan;
- the outsourcing ;
- the derivatives action plan;
- Dexia's employer brand and leadership model;
- the update of the remuneration policy;
- governance: Board succession plan, composition of the Board, appointment, resignation and reappointment of directors, appointment of a member of the Management Board, the self-assessment exercise of the Board of Directors and the specialised committees, agenda and organisation of the annual shareholders' meeting.

Conflicts of interest

If a director or a member of the Management Board, directly or indirectly, has an interest which conflicts with the financial nature of a decision or an operation by the Board of Directors or the Management Board, they must inform the other directors or members of the Management Board prior to the deliberation of the Board of Directors or the Management Board. Their declaration, as well as the reasons for the conflicting interest which exists, must appear in the minutes of the meeting of the Board of Directors or the Management Board which has to take the decision.

During the financial year closed on 31 December 2021 the Board of Directors did not make use of the procedure provided in Article 7:115 of the CSA which deals with conflicts of interest.

The specialised committees set up by the Board of Directors

Specialised committees are responsible for preparing Board decisions, this remaining their only responsibility. Unless the Board gives special dispensation on dedicated subjects, specialised committees have no decision-taking power. These committees are composed of at least three non-executive directors appointed by the Board of Directors. After each meeting, a report on the committee's work is presented to the Board of Directors.

The Board of Directors has four specialised committees, namely the Audit Committee, the Risk Committee, the Appointments Committee and the Remuneration Committee in accordance with the requirements of the Banking Law.

The Audit Committee

In accordance with the Internal Rules and Article 27 of the Banking Law, the Audit Committee is composed of non-executive directors, and a majority of independent members, including the committee chairman, who meet the criteria set out by Article 7:87 paragraph 1 of the CSA. The chairman of the committee may not chair other committees or the Board of Directors.

The members of this committee have collective skills in the fields of activity of the Dexia Group and accounting and audit, and at least one member is skilled in audit and/or accounting. The Chief Executive Officer may attend meetings of the Audit Committee, without being a member.

The rules associated with the competence, operation and responsibilities of the Audit Committee are described in the Internal Rules, the latest edition of which is published on the company's website.

Composition

As at 31 December 2021, the Audit Committee was composed of:

- Mrs Alexandra Serizay, independent director and chairman of the committee. She has professional experience in auditing and financial analysis, acquired in particular as head of internal audit at France Télécom Transpac and at HSBC France, as a member of the executive committee. In addition, as Secretary General of HSBC France, she was in charge of financial management and member of the Risk Management Committee of HSBC France. She was also a member of the Risk Management Committee of the Retail Bank at HSBC France from 2013 to 2017.
- Mr Bart Bronselaer, non-executive director. In the course of his professional career, in particular at Merrill Lynch International where he was head of the European bond market and at Royal Park Investments as Chairman of the Board of Directors, he has acquired experience in risk management and capital markets, skills which are essential for a good understanding of the Dexia Group's business. His mission as CEO ad interim from November 2019 to May 2020 has strengthened his knowledge of audit, accounting and financial issues specific to the Dexia Group.
- Mr Thierry Francq, non-executive director. He was secretary general of the *Autorité des Marchés Financiers* (AMF) and had a long career with the French Treasury, enabling him to acquire

skills in financial regulation, management, finance and risk management. He was in charge of banking, insurance and financial markets regulation for 5 years at the Treasury (between 2004 and 2009). During the 2008 financial crisis, he played a key role in the implementation of support mechanisms for the financial sector in France. From 2009 to 2012, in his role at the AMF, he gained experience in corporate governance, financial communication and accounting. Prior to that, as responsible for the management of the French State's portfolio of holdings, he served as a non-executive director in several companies, including listed entities.

- Mr Michel Tison, independent director. He is Professor of Financial Law and Dean of the Faculty of Law and Criminology at Ghent University. He has extensive knowledge of banking law and experience as a member of the audit committee of Ghent University Hospital.
- Mrs Tamar Joulia-Paris, independent director. She has extensive experience in the banking sector and in particular in the ING Group where she has held management and general management positions for almost 25 years. As head of several credit departments within ING Group, responsible for credit portfolio management and stress testing, she worked regularly with the ALM, finance and capital management departments, understanding the accounting (IFRS) impact of these activities on the income statement and balance sheet. She was also responsible for the implementation of market solutions for capital and liquidity management, and actively contributed to financial planning and stress tests, as well as to the relationship with supervisors and rating agencies.

Activities during the 2021 financial year

The Audit Committee met six times in 2021 and in particular dealt with the following matters:

- the Group financial statements;
- the reports on risk, liquidity, audit, validation, compliance, inspection and permanent control;
- the budget;
- the update of audit policies;
- the ICAAP process;
- capital management;
- the validation of holdings;
- the audit activity report;
- the new format for XBRL-ESEF accounts;
- ESG aspects;
- the reform of the reference indices (IBOR);
- the assets switch;
- the impacts of the strategic review;
- the going concern;
- the validation of the audit and inspection plan;
- the monitoring of recommendations from internal auditors, external auditors and supervisors.

The Risk Committee

In accordance with the Internal rules and Article 27 of the Banking Law, the Risk Committee is composed of non-executive directors, and at least one independent director, within the meaning of Article 7:87 paragraph 1 of the CSA. The chairman of the Risk Committee does not chair any other committee and may not be Chairman of the Board of Directors. It must have sufficient skills in the fields of activity of the Dexia Group enabling it to understand the Group's risk strategy and level of tolerance. The Chief Risk Officer attends meetings of the Committee without being a member.

The rules associated with the competence, operation and responsibilities of the Risk Committee are described in the Internal Rules, the latest edition of which is published on the company's website.

Composition

As at 31 December 2021, the composition of the Risk Committee was as follows:

- Mr Bart Bronselaer, non-executive director and chairman of the committee. He has a strong background in market risk and risk management gained during his career, notably at Merrill Lynch International where he was Head of the Strategic Solutions Group for Europe, and at Royal Park Investments as Chairman of the Portfolio Management Committee. His mission as CEO ad interim from November 2019 to May 2020 has allowed him to further develop his understanding of the risk issues and challenges of the Dexia Group.
- Mr Alexandre De Geest, non-executive director. He has a sound expertise in financial regulation, corporate governance, finance and risk management. He has been an advisor to the Federal Minister of Finance for 11 years on financial matters and has been a member of the Debt Agency Strategy Committee since 2003 and has chaired this committee since April 2016. He monitored various financial subjects including Dexia, KBP, RPI, Arco and was a member of the monitoring committee for financial guarantees granted to financial institutions. For three years, he was Government Commissioner to the Fund for the Protection of Deposits and Financial Instruments. Between 2012 and 2016, he was director of the General Administration of the Treasury and headed the Executive Committee of the Federal Debt Agency. Since April 2016, he has been CEO of the FPS Finance. His experience brings an enriching expertise to the Risk Committee.
- Mrs Tamar Joulia-Paris, independent director. She has extensive experience in the banking sector, particularly with the ING Group, where she worked for almost 25 years. She held various positions as credit manager within ING Group (head of credit risk management, head of credit portfolio management and risk appetite, head of credit markets). She then regularly advised global and regional credit institutions, insurance companies and asset managers on, among other things, the assessment and management of financial risks (credit/counterparty, market, liquidity), the management of commercial and reputational risks and the improvement of risk management culture and governance.
- Marie-Anne Barbat-Layani, non-executive director. She has extensive experience in risk management. In particular, she was in charge of coordinating the monitoring of legal and financial risks of the regional banks of Crédit Agricole. She has extensive experience in banking regulation, acquired through her functions within the French Treasury from 2000 to 2007 and international, European and French banking regulation for French and European banks. This experience brings a wealth of expertise to the Risk Committee.

Activities during the 2021 financial year

The Risk Committee met eight times in 2021 and in particular dealt with the following matters:

- the treatment of large exposures;
- the compliance policy: conflicts of interest, whistleblowing/alerts, trading room code of conduct;
- the review of the Permanent Control Plan for 2021;

- the report on the activity of the Validation department, recommendations and the monitoring report;
- the report on Internal Control;
- the Pillar 3 report;
- the quarterly risk reports (market, credit, operational and legal risks);
- the strategic review: preliminary analysis of the execution risks;
- the update of the policy regarding operational risk;
- the impacts of the Covid-19 health crisis;
- the Permanent Control and Compliance activity reports and action plans;
- the update of ICAAP recommendations;
- the update on Dexia Nederland;
- the update of the Risk Appetite Framework.

Joint meetings of the Audit and Risk Committees

The Audit and Risk Committees meet whenever necessary to deal with common subjects together, on convocation by the Chairman of the Board of Directors, the Chairman of the Audit Committee or the Chairman of the Risk Committee if need be. These meetings are chaired by the Chairman of the Audit Committee.

The Audit Committee and the Risk Committee met together three times and dealt with the following matters:

- VLTM Q4 2019 & Landing 2020;
- the ICAAP/ILAAP processes;
- the compliance assessment;
- the budget for 2022 and VLTM Long-Term Financial Projections;
- the ACPR report on combatting money laundering;
- the strategic review: qualification of the residual portfolio, decision-taking tree for an operational transformation.

The Appointments Committee

In accordance with the Internal Rules and the Banking Law, the Appointments Committee is composed of non-executive directors, of which at least one independent director, within the meaning of Article 7:87 paragraph 1 of the CSA. The Chief Executive Officer and the Head of Human Resources attend meetings, without being members. The General Secretary may also attend meetings.

The Committee must have the necessary expertise in appointments policy, assessing with pertinence the skills and fields of expertise of the persons it appoints within the Dexia Group.

The rules associated with the competence, operation and responsibilities of the Appointments Committee are described in the Internal Rules, the latest edition of which is published on the company's website.

Composition

As at 31 December 2021, the composition of the Appointments Committee was as follows:

- Mr Gilles Denoyel, independent director and chairman of the committee. He has sound expertise in banking, finance and asset management, complemented by international experience of corporate management at an international level. He held managerial positions at the French Treasury where he was responsible for several teams of different sizes and then at HSBC where he successively held the positions of Chief

Financial Officer, Secretary General, Deputy Chief Financial Officer and Deputy Chief Executive Officer. He gained experience in corporate governance by attending HSBC's management committees and boards of directors while serving as a director of AGF, Usinor, Pechiney and Naval Group.

- Mr Thierry Francq, non-executive director. He has sound judgement in matters of appointments, acquired during his career as a senior executive in the French Treasury. In managing a French State's portfolio of holdings, he had to rule on many appointments to highly responsible posts in several companies. As General Secretary of the AMF, he supervised the governance of companies listed in Paris.

- Mr Koen Van Loo, non-executive director. He has been a member of the Dexia Appointments Committee since 2013. As Chief Executive Officer of the Federal Holding and Investment Company (FHIC), which manages all of the Belgian Federal State holdings, and as former Chief of Staff of the Deputy Prime Minister and the Minister of Finance, he has acquired experience in the organisation and composition of boards of directors, as well as in appointment and human resources management issues. He has also gained experience in corporate management as a non-executive director of several companies owned by the Belgian federal government or the FHIC.

- Mr Michel Tison, independent director. He has relevant experience gained through his mandates in various companies and has a thorough knowledge of the applicable legal provisions, particularly in the area of governance. He has sound judgement for appointment matters.

Activities during the 2021 financial year

The Appointments Committee met four times in 2021 and in particular dealt with the following matters:

- governance: changes in the composition of the specialised committees and the Management Board of Dexia and Dexia Crédit Local;
- the appointment of new directors;
- the appointment of the head of the Assets activity line;
- the annual report and the remuneration report;
- the agenda for the annual shareholders' meeting;
- the assessment of the skills of members of the Board of Directors and the specialised committees;
- the update of the succession plan for the Board of Directors and the Management Board;
- the report on the action plan regarding the diversity of the Board;
- the review of the Internal Rules;
- the promotion policy for 2022.

The Remuneration Committee

In accordance with the Internal Rules and the Banking Law, the Remuneration Committee is composed of non-executive directors and at least one independent director, within the meaning of Article 7:87 paragraph 1 of the CSA. The Chief Executive Officer and the Head of Human Resources attend meetings, without being members.

The Committee must have the necessary expertise to make a pertinent judgement on the policies and practices regarding remuneration.

The rules associated with the competence, operation and responsibilities of the Remuneration Committee are described in the Internal Rules, the latest edition of which is published on the company's website.

Composition

As at 31 December 2021, the composition of the Remuneration Committee was as follows:

- Mr Michel Tison, independent director and chairman of the committee. He has relevant experience acquired through his mandates in various companies and has in-depth knowledge of the applicable legal provisions, particularly with regard to remuneration.
- Mr Gilles Denoyel, independent director (cf. above).
- Mr Alexandre De Geest, non-executive director. He has solid expertise in financial regulation, corporate governance, finance and risk management. He has been an advisor to the Federal Minister of Finance for 11 years on financial matters and has been a member of the Strategy Committee of the Debt Agency since 2003 and has chaired this committee since April 2016. He has followed various financial issues including Dexia, KBP, RPI, Arco and was a member of the monitoring committee for financial guarantees granted to financial institutions. For three years, he was government commissioner at the Fund for the Protection of Deposits and Financial Instruments. Between 2012 and 2016, he was a director of the General Administration of the Treasury and headed the Executive Committee of the State Debt Agency. Since April 2016, he has been General Administrator of the Treasury Administration (FPS Finance).
- Mrs Claire Vernet-Garnier, non-executive director. She has relevant experience acquired through her mandates in various companies. She has also regularly supervised teams within the framework of her functions within the French Government Shareholding Agency (APE).

Activities during the 2021 financial year

The Remuneration Committee met four times in 2021 and in particular dealt with the following matters:

- the directors' remuneration and that of the Head of Compliance and the Auditor General;
- the remuneration report;
- the update of the remuneration policy;
- the summary of the Group's promotions over the year;
- the appointment of the head of the Assets activity line;
- the response to the supervisors on questions of remuneration;
- the Human Resources budget;
- the promotion policy for 2022.

Dexia Management Board

In accordance with Article 24 of the Banking Law and the Company's Articles of Association, the Management Board is entrusted by the Board of Directors, which delegates its powers to it for this purpose, with the effective management of the Company.

Within the framework of the strategic objectives and general policy defined by the Board of Directors, the Management Board provides the effective management of the company and the group and steers its various activities. It also follows up the decisions of the Board of Directors.

The members of the Management Board, other than the Chief Executive Officer, are appointed and dismissed by the Board of Directors on the proposal of the Chief Executive Officer.

Composition

As at 31 December 2021, the Management Board was composed of:

- **Pierre Crevits**, Chief Executive Officer, Chairman of the Management Board
- **Véronique Hugues**, Chief Financial Officer
- **Pascal Gilliard**, Head of the Assets activity line (since 1 December 2021), replacing Guy Cools
- **Giovanni Albanese**, Chief Risk Officer
- **Benoît Debroise**, Head of the Funding and Markets activity line
- **Patrick Renouvin**, Chief Operating Officer

The General Secretariat, Group Structuring & Strategy, Human Resources and Internal Audit functions report directly to the Chief Executive Officer.

Diversity policy applied to members of the Board of Directors and the Management Board

The question of the diversity of members of the Dexia Board of Directors and the Management Board is dealt with in the Dexia Group on two lines:

- diversity regarding skills and training, in order to ensure that, together and individually, the members of the management bodies have the knowledge and skills necessary for an understanding of the Dexia Group's activities and the issues facing the Group;
 - the observance by Dexia of the legal requirements regarding the representation of women on the Board of Directors.
- In collaboration with the Human Resources department, the Appointments Committee assesses the appropriateness of the skills and experience of members of the executive and non-executive management. It ensures that the diversity criteria are met and if necessary prepares job sheets for posts to be filled, and draws up succession plans integrating such diversity criteria.

Representation of women

In order for the Board of Directors to be composed in a balanced manner regarding the representation of women, and in accordance with the applicable provisions, on 10 March 2020 the Board of Directors adopted an action plan to avoid any shortcoming in the representation of women on the Board of Directors. This action plan is monitored each year. To date, the

Board of Directors is composed of twelve members of whom four are women, and the Management Board is composed of six members of whom one is a woman.

Expertise and professional skills

Dexia ensures that the members of the management bodies have the appropriate individual and collective skills for the proper performance of their tasks. Dexia ensures that directors and members of the Management Board together and individually have the professional experience and qualifications necessary to understand the Group's activities and the issues it faces.

On the appointment of new members of the Board of Directors and the Management Board, the Appointments Committee makes an individual assessment during which account is taken of the professional experience, technical skills and training of candidates. The prior approval of the supervisory authorities is also obtained before any appointment, renewal or dismissal of a member of the Management Board or the Board of Directors. Each time a director is appointed, an internal training session is organised so that directors can acquire a good knowledge of subjects specific to the Dexia Group. When necessary, external training is also provided. These training sessions are open to all the company's directors.

The Board of Directors and the Management Board periodically perform self-assessment exercises. The points dealt with are in particular the structure, size, composition and organisation of work (performances and knowledge of members). The collective and individual skills of members of the Management Board, specialised committees and the Board of Directors are also assessed annually. At the end of that assessment and when it proves to be necessary, an inventory of additional skills which might be strengthened on the appointment of new members is also drawn up.

The Transaction Committee

In line with the objectives of the orderly resolution plan and to allow the proper execution of the asset disposal plans validated in 2019, the Group management has set up the creation of a transversal committee called the "Transaction Committee".

By virtue of the delegations made by the Management Board, the task of the Transaction Committee is to approve each individual transaction which might have an impact on the risk and/or financial profile of the Group and its entities. It replaces the Credit Committee and the Finance and Liquidity Committee. The Transaction Committee meets on a weekly basis and includes the heads of the Assets, Funding and Markets, Finance, Risk and General Secretariat activity lines. It reviews every proposal concerning the sale or restructuring of assets and analyses the expected impacts in relation to criteria validated by the Management Board. A process of escalation to the Management Board is provided in the case of non-alignment of members of the committee to a transaction.

The ALCO Committee

The ALCO is a transversal committee responsible, by virtue of delegations granted by the Management Board, for approving certain decisions related to balance sheet management.

In particular, the ALCO approves the funding plan and the ALM risk framework and reviews the interest rate, basis and exchange rate risk indicators of the banking book, as well as the hedging relationship and capital management policy. It carries out transversal studies in relation to the assets or liabilities of the balance sheet (management of the liquidity portfolio, reduction of the sensitivity of the net interest margin or result to accounting and rate volatility factors, etc.). It meets monthly and is made up of the heads of the Finance, Risk, Funding and Markets and Assets activity lines.

Remuneration policy

The remuneration policy is approved at Dexia Group level, in accordance with the provisions of the Banking Law.

Directors' remuneration

Dexia's 2006 Ordinary Shareholders' Meeting decided to pay an annual maximum global remuneration amount of EUR 1,300,000 to the directors for their services, effective as from 1 January 2005.

The shareholders' meeting also authorised the Board of Directors to determine the practical procedures of this remuneration, which comprises a fixed amount and a variable amount linked to attendance at meetings.

The remuneration of non-executive directors (excluding the Chairman of the Board of Directors) is composed of a fixed amount of EUR 3,000 per quarter (consolidated at the level of the Board of Dexia Crédit Local) and attendance fees of EUR 2,000 for the meetings of the Dexia and Dexia Crédit Local Boards, EUR 1,000 for the meetings of the Audit and Risk Committees and EUR 750 for the meetings of the Appointments and Remuneration Committees. The Chairman of the Audit and Risk Committees is remunerated for his function (attendance fees are increased to EUR 1,500 per meeting). In the interest of moderation, the Board of Directors has decided that as of 1 January 2021, for meetings of the Board of Directors of Dexia organised at the same time as the Board of Dexia Crédit Local (or not at the same time but with a similar agenda), the attendance fees are reduced by half to EUR 1,000. The attendance fees for the joint audit and risk committees amount to EUR 750 (for all members including the committee chairman). The Board has also formally agreed that meetings lasting less than one hour are not remunerated.

If the overall annual limit of EUR 1,300,000 is reached, meetings in excess of this will no longer be remunerated. Non-executive directors do not receive any performance-related remuneration, such as bonuses and long-term incentive schemes, nor do they receive any benefits in kind or benefits related to pension plans.

Remuneration paid to the Chairman of the Board of Directors

Since 2019, and taking into account the evolution of the activities and the number of staff members of the Dexia Group, the remuneration of the Chairman of the Board of Directors is paid half by Dexia and half by Dexia Crédit Local. In order to ensure that the total cost to the Group (including social security charges, employer's contributions and other contributions) does not increase, the Chairman has accepted

that his gross remuneration be reduced from EUR 250,000 to approximately EUR 195,000, composed on the one hand of a fixed remuneration and on the other hand of ordinary attendance fees paid to all directors.

The amount of gross annual remuneration thus allocated amounts to EUR 199,451: EUR 45,000 in the form of attendance fees (of which EUR 30,000 paid by Dexia Crédit Local and EUR 15,000 paid by Dexia) and EUR 154,451 assimilated to salary (of which EUR 68,000 paid by Dexia Crédit Local and EUR 44,451 paid by Dexia).

Remuneration paid to the Chief Executive Officer

The Chief Executive Officer does not receive any remuneration for his position as a director. However, he is remunerated for his responsibilities as Chief Executive Officer and Chairman of the Management Board (cf. below).

Payment of social security contributions for some directors

In Belgium, all Dexia directors are considered to be self-employed workers and must therefore join an independent workers' pension scheme and, in principle pay social secu-

urity contributions. Some directors already benefit from social insurance under another system and may therefore be required to pay contributions in Belgium simply because of their office held with Dexia without benefiting from increased social insurance protection.

For instance, this is the case for a director resident in Belgium who is subject to the salaried employee system or to the system applicable for public servants as a principal activity and who is required to contribute as an independent worker additionally because of their office held, without benefiting from increased social insurance compared with what they already qualify for because of their principal activity.

In order to offset the unrecovered social security cost paid by directors who are in this position (subject to an annual review in order to reflect changes in status), the Ordinary Shareholders' Meeting held on 10 May 2006 decided that Dexia will pay the unrecovered social security contributions and the other amounts owed for serving as a director of Dexia and, therefore, raised the maximum limit for directors' remuneration from EUR 700,000 to EUR 1,300,000.

To qualify for this payment, directors must meet the conditions required. In 2021, Dexia paid in total EUR 35,544.08 of special security contributions for directors who are in this situation for the year 2021.

NUMBER OF MEETINGS AND REMUNERATION ALLOCATED TO NON-EXECUTIVE DIRECTORS FOR THE YEAR 2021

	Dexia Crédit Local Board of Directors (11 meetings)	Dexia Board of Directors (10 meetings)	Risk Committee (8 meetings)	Audit Committee (6 meetings)	Joint Audit and Risk Committees (3 meetings)	Appointments Committee (4 meetings)	Remuneration Committee (4 meetings)	Total Dexia (gross amount in EUR)	Total Dexia Crédit Local (gross amount in EUR)	Overall total (gross amount in EUR)
Gilles Denoyel ⁽¹⁾	11 ⁽²⁾	10 ⁽²⁾	N/A	N/A	N/A	4 ⁽²⁾	4	101,451	98,000	199,451
Tamar Joulia-Paris	11	10	8	6	3	N/A	N/A	25,250	30,000	55,250
Bart Bronselaer	11	10	8 ⁽²⁾	6	3	N/A	N/A	29,250	30,000	59,250
Alexandra Serizay	11	10	N/A	6 ⁽²⁾	3 ⁽²⁾	N/A	N/A	20,250	30,000	50,250
Michel Tison	11	10	N/A	6	3	4	4 ⁽²⁾	23,250	30,000	53,250
Alexandre De Geest	11	10	8	N/A	3	N/A	4	22,250	30,000	52,250
Thierry Francq ⁽⁵⁾	11	10	N/A	5	1	4	N/A	17,750	30,000	47,750
Koen Van Loo	11	10	N/A	N/A	N/A	4	N/A	12,000	30,000	42,000
Marie-Anne Barbat-Layani ⁽³⁾⁽⁴⁾	5	5	5	N/A	2	N/A	N/A	11,500	19,000	30,500
Claire Vernet-Garnier ⁽⁴⁾	9	9	N/A	N/A	N/A	N/A	3	10,250	26,000	36,250

(1) Chairman of the Board of Directors. The Chairman's remuneration consists of EUR 45,000 (of which EUR 30,000 paid by Dexia Crédit Local and EUR 15,000 paid by the Group), in the form of attendance fees and EUR 154,451 assimilated to salary (of which EUR 68,000 paid by Dexia Crédit Local and EUR 44,451 paid by Dexia).

(2) Chairman of the committee as at 31 December.

(3) Co-opted on 29 April 2021.

(4) The payment of director's fees to representatives of the French State is governed by Article 6 of Order 2014-948 of 20 August 2014.

(5) Remuneration of Mr Th. Francq is paid as follows: 15% to the French Treasury and 85% to Mr Th. Francq.

Remuneration of the members of the Management Board of Dexia for 2021

Composition of the remuneration

The remuneration of the members of the Management Board is now composed solely of a fixed portion, not linked to performance, and constitutes a whole from which, unless there is a decision to the contrary by the Board of Directors on a proposal from the Remuneration Committee, a deduction is made for any attendance fee or percentage paid to a member of the Management Board by a company in the Dexia Group or by a third party company in which a mandate is exercised in the name and on behalf of Dexia. Consequently, no variable remuneration was or will be granted for the year 2021 to members of the Management Board.

Furthermore, in line with the undertakings made by Dexia within the framework of the 2013 guarantee agreement concluded with the Belgian, French and Luxembourg States and for so long as the guarantee obligations exist or are liable to be issued, and unless there is an agreement with the States, Dexia will not make any attribution of options to subscribe to or purchase shares or free shares and no payment of indemnities or benefits indexed to performance, or deferred remuneration in favour of the following persons: Chairman of the Board of Directors, Chief Executive Officer(s) and members of the Board of Directors.

Remuneration for the year 2021

The basic remuneration consists only of a fixed part.

SUMMARY TABLE OF BASIC REMUNERATION PAID IN 2021 TO THE CHAIRMAN OF THE MANAGEMENT BOARD

(in EUR)	Gross basic remuneration
Pierre Crevits	600,000

SUMMARY TABLE OF DEATH COVER, PERMANENT INVALIDITY AND HEALTH COSTS PAID IN 2021 TO THE CHAIRMAN OF THE MANAGEMENT BOARD

(in EUR)	Death cover, orphans	Invalidity	Health costs
Pierre Crevits	31,375	16,410	570

SUMMARY TABLE OF DEATH COVER, PERMANENT INVALIDITY AND HEALTH COSTS PAID IN 2021 TO OTHER MEMBERS OF THE MANAGEMENT BOARD

(in EUR)	Death cover, orphans	Invalidity	Health costs
Other members of the Management Board	8,241	3,760	44,450

Other benefits granted to the members of the Management Board

SUMMARY TABLE OF BENEFITS GRANTED IN 2021 TO THE CHAIRMAN OF THE MANAGEMENT BOARD

(in EUR)	Representation costs	Telephone allowance	Car allowance
Pierre Crevits	8,988	180	11,382

SUMMARY TABLE OF BENEFITS GRANTED IN 2021 TO OTHER MEMBERS OF THE MANAGEMENT BOARD

(in EUR)	Representation costs	Telephone allowance	Car allowance
Other members of the Management Board	305	15	23,995

SUMMARY TABLE OF BASIC REMUNERATION PAID IN 2021 TO OTHER MEMBERS OF THE MANAGEMENT BOARD ⁽¹⁾

(in EUR)	Gross basic remuneration
Other members of the Management Board ⁽¹⁾	2,364,455

⁽¹⁾ Mrs Véronique Hugues, Messrs Giovanni Albanese, Benoît Debroise, Guy Cools, Pascal Gilliard and Patrick Renouvin.

Supplementary pension schemes for members of the Management Board

Members of the Management Board who do not perform their function within the framework of a French contract (Belgium and the United States) benefit from a supplementary pension put in place by Dexia.

Characteristics of the applicable supplementary pension schemes

All the supplementary pension schemes of the members of the Management Board are defined contribution schemes not generating social liabilities for the company. They give a right, on retirement, to the capital constituted by a capitalisation of annual contributions. These represent a fixed percentage of an annual fixed and limited remuneration.

Amounts paid under these supplementary pension schemes

Annual premiums of EUR 151,346 were paid in 2021 in favour of the members of the Management Board, of which EUR 126,290 for the Chairman of the Management Board and EUR 25,056 for the other members of the Management Board.

Supplementary death cover, permanent invalidity and health costs

Collective annual premiums of EUR 104,806 were paid in 2021 in favour of the members of the Management Board for supplementary death cover, permanent disability and health costs, the breakdown of which is shown in the table below.

Option plan

Since 2009, no option plan has been granted or exercisable.

Severance conditions

Provisions relating to severance payments under the Dexia remuneration policy

According to Dexia remuneration policy, any severance payment must correspond to effective performances in time and be designed not to reward failure or improper conduct.

Members of the Management Board of Dexia cannot be granted a severance payment of more than nine months of fixed remuneration.

Departing from the above, Dexia may grant a higher severance payment if the person concerned, prior to the grant of the executive mandate, in accordance with the contractual framework applicable and on the basis of their accumulated length of service with the Dexia Group, might be entitled, in the case of severance, to a payment in lieu of notice higher than the aforementioned severance payment. Those conditions might be applicable to Mrs Véronique Hugues and Messrs Giovanni Albanese, Benoît Debroise and Patrick Renouvin.

Departures during the year 2021

Mr Guy Cools left his position as CEO of Dexia Financial Products Services LLC on 30 November 2021.

In accordance with the contractual framework in force prior to the granting of the executive mandate, he received an indemnity in excess of nine months' fixed salary, namely an

amount in US dollars equivalent to EUR 1,620,459 by virtue of his seniority and the collective agreement applicable to the Dexia Financial Products Services LLC (United States) entity.

Remuneration to persons whose professional activities have a significant impact on the company's risk profile

The remuneration of these staff members consists of a fixed and possibly a variable part. In accordance with the group remuneration policy, the variable performance-related remuneration will not exceed a ratio of 0.33 times the total annual remuneration (per staff member), in accordance with the European Directive 2019/878/EU of the European Parliament and of the Council of 20 May 2019. In addition, the variable remuneration may not exceed a ceiling of EUR 50,000 per year. Rules requiring the spreading of variable remuneration or rules requiring payment in shares or other financial instruments will not be applied, as these measures are incompatible with the operation of Dexia, an entity in orderly resolution.

Remuneration of the Head of the Compliance department

The Head of the Group Compliance department falls into the category of staff members whose activity has a significant impact on the Group's risk profile. Her remuneration was reviewed by the Remuneration Committee on 25 March 2021. The level of remuneration is between 40th and 50th place in the Dexia Crédit Local Paris and Dexia scope. The nature and level of remuneration do not compromise the objectivity and independence of the member of staff concerned.

(in EUR)	2021							
	Number of staff members	Remuneration			Severance payments			A posteriori adjustment of the variable remuneration
		Fixed	Variable	Benefit in kind	Number of beneficiaries	Amount	Maximum amount	
Others	18	3,989,389	390,841	-	1	368,726	368,726	-

Internal control and risk management system

Principal characteristics of the internal control system

Nature and objectives of internal control

The Dexia Group⁽¹⁾ is subject to the Single Supervisory Mechanism and the Single Resolution Mechanism put in place by the European authorities. The objectives and organisation of its internal control fall within the framework defined for these supervisory and resolution mechanisms as well as by the legislation and regulations of the countries in which Dexia operates.

The Group's internal control charter defines the fundamental principles governing the internal control function. Approved by the Board of Directors on 19 November 2015, this charter applies to all Group entities.

The control function contributes to:

- the effectiveness of the risk management process: the aim of the internal control function is to guarantee that the bank's activities are conducted with a degree of control over risk compatible with the level of risks accepted by the Board of Directors;
- compliance with laws and regulations: internal control contributes to guaranteeing that Dexia fulfils its legal and regulatory obligations;
- the effectiveness and security of operational processes: internal control contributes to the proper functioning of operational processes and the effectiveness of operations, the integrity of information and compliance with decisions taken;
- the accuracy of accounting and financial information: internal control contributes to giving an assurance of the pertinence, accuracy, regularity, exhaustiveness and transparency of the production of accounting and financial information.

General architecture of the function

The general architecture of the internal control function of the Dexia Group is based on organisation at three levels:

- **The first level of control** is performed by each staff member and their superiors, in accordance with responsibilities that have been expressly delegated to them, procedures applicable to the activity they perform, and with instructions proved to them by their superiors;

(1) For the Dexia Group as for the Dexia Crédit Local Group, the notion of group used in the present report covers the parent company and the consolidated companies.

- **The second level of control** is performed by specialised functions, independent from the activities controlled, or staff members who are independent of the activities controlled;
- **The third level of control** is performed by the Dexia Group's Audit activity line, the task of which is, through periodic checks, to ensure that there is efficient and effective performance of both of the levels of control defined above, within the holding company and all of its entities.

The main internal control participants

The participants concerned by internal control are as follows:

- **Staff members and their direct managers** are responsible for defining and implementing first level controls, as an integral part of their activity, in accordance with regulations. The heads of each activity line are responsible for defining and updating a body of procedures adapted to the complexity and risks associated with their activity.
- **Permanent Control** has the role of challenging key first level controls, implementing second level controls and collecting the results of key second level controls implemented by other specialised functions (for instance: Accounting Control, Validation, Credit Model Control).
- **Compliance** ensures that all the regulations in the fields entrusted to it by the compliance charter adopted by the Board of Directors are applied on a permanent basis and do not, through their absence or non-application, result in the company running risks, either of administrative, disciplinary, financial or even reputational penalty.
- **Internal Audit** considers all the objectives of the organisation, analyses the risks liable to compromise the achievement of those objectives and periodically assesses the robustness of the controls put in place to manage such risks.

The responsibilities of the Board of Directors and the Management Board

The Board of Directors is responsible for defining the bank's general strategy and risk appetite. It is also ultimately responsible for the management of risks and relations with shareholders. As for internal control, this includes:

- assessing the introduction of independent control functions;
- monitoring the correct evaluation of the risks run by the bank and the proper balance between the strategy and the human and financial resources allocated to ensuring the control of such risks;
- examining the policies in place to ensure compliance with laws and regulations, including regularly examining the Compliance Charter, the Internal Audit Charter and the remuneration policy;
- examining control and activity reports issued periodically by the main participants in internal control, in accordance with the regulations and their procedures.

Specialised committees (the Risk Committee and the Audit Committee) advise the Board of Directors on the bank's global strategy and risk appetite. As for internal control, these committees assist the Board of Directors in its task of assessing the bank's level of risk and in the introduction of an appropriate internal control system. They also assist the Board in examining reports from internal control.

The Management Board is responsible for the operational establishment and maintenance of an appropriate internal control system. It is entirely responsible for providing the resources and skills appropriate to the internal control functions. It sets the deadlines for implementation and allocates

the means to internal control actions decided. Finally, it adjusts these requirements in relation to internal and external developments observed.

The independence of the internal control function

Internal control functions are strictly independent of the functions they control and daily activity management:

- The General Auditor, the Chief Compliance Officer and the Chief Risk Officer, to whom Permanent Control is attached, report on the results of their control activities directly to the Management Board and to the Board of Directors.
- The General Auditor, the Chief Compliance Officer and the Chief Risk Officer have direct access to the Chairman of the Board of Directors, to the Chairman of the Audit Committee and to the Chairman of the Risk Committee;
- A specialised committee assists the Board of Directors with regard to the remuneration of the General Auditor, the Chief Compliance Officer and the Chief Risk Officer. Their remuneration is determined independently of the remuneration of the functions controlled;
- The Board of Directors is kept informed of appointments of the General Auditor, the Chief Compliance Officer and the Chief Risk Officer. The Board of Directors must give his express consent in the case where the Management Board decides to replace them.

Operational principles

Internal control activities are guided by the following principles:

- **Risk-based approach:** internal control within Dexia adopts a risk-based approach. The internal control functions determine their control programmes and their activities on the basis of a prior risk assessment.
- **Coordination:** the control functions work in a coordinated manner in order to avoid redundancies of tasks and the duplication of action plans.
- **Common methodological references and tools:** the control functions share common references and nomenclatures (for instance a common risk reference) and common methodological tools, in order to facilitate the production of reports to the bank's governance bodies.

The internal control participants

Internal audit

Role

Internal Audit is an independent and objective activity giving the Board of Directors and the Management Board of the Dexia Group assurances concerning the quality and effectiveness of its internal control system, risk management and governance systems and procedures, contributing towards the protection of the Group's interests and reputation.

It considers all the objectives of the organisation, analyses the risks associated with those objectives and periodically assesses the robustness of the controls in place to manage those risks. It then provides management with an assessment of the residual risks so that management can validate the appropriateness for the global risk profile desired for the Dexia Group, and proposes actions to increase the effectiveness of controls. Moreover, Internal Audit assists the Boards of Directors of the Group and its entities in their supervisory role through its participation on the Audit Committees.

In line with international standards, a joint Dexia Group Audit Charter sets out the fundamental principles governing the internal audit function and describing its objectives, role and responsibilities, as well as how it operates. This charter was updated in March 2019 to take account of the Group's new configuration.

So that each Dexia Group staff member can appreciate the importance of the internal audit function's role within the Dexia Group's internal control and management support systems, the audit charter has been published on the Dexia website (www.dexia.com).

Main guidelines

The strategy, the level of requirements and the rules of operation for Internal Audit within the Dexia Group are set by the Dexia Management Board, within the framework approved by the Board of Directors, through its Audit Committee. This framework takes account of the requirements, legislation and local regulations and instructions from the prudential control authorities.

The independence and effectiveness of the audit function are guaranteed by applying the following principles:

- Each Internal Audit department reports directly to the highest level of authority within the entity.
- The absence of involvement in the organisation and operational management of Group entities. The Management Boards of Group entities may exceptionally call on internal audit for opinions, advice or assistance. The rules relating to those duties are defined in § 9 of the Audit charter.
- Unconditional and immediate access to information: within the framework of its tasks, the internal audit function has access to all the information, documents, premises, systems and persons within the entity for which it is responsible, including all management reports and the minutes of and information packages prepared for any advisory and decision-taking bodies. The Dexia Group Internal Audit department has access to all the information in all Group entities. Any breach of these principles is liable to be reported to the Management Board and, if relevant, the Audit Committee.
- The provision of the means necessary to perform its task: Internal Audit receives from the Group's Management Board the means necessary to perform its task so as to respond constantly to changes in the Group's structures and environment. At an individual level, each auditor must show the greatest professionalism and have ongoing training to ensure their mastery of the rapid changes to audit, banking, financial and IT techniques and those for combating fraud. Training needs are assessed in periodic and annual assessments. Statutory Auditors are required to comply with the Dexia Group's rules of professional ethics, as well as those specific to their profession. This means observance of the following fundamental principles:
 - Integrity: the integrity of internal auditors is the basis for confidence in and the credibility of their judgement.
 - Objectivity: auditors must show the highest degree of professional objectivity in collecting, assessing and communicating information relating to the activity or process examined. Internal auditors fairly assess all the relevant elements and are not influenced in their judgement by their own interests or those of others.
 - Confidentiality: internal auditors have a duty of professional secrecy; they respect the value and ownership of the information they receive and only disclose this information with the required authorisations, unless a legal or professional obligation forces them to do so.

- Competence: internal auditors use and apply the knowledge, know-how and experience required for the performance of their tasks.

Scope for intervention

All the Dexia Group's activities, processes, systems and entities are within the scope of action for Internal Audit, without any reservations or exceptions. The scope includes all processes, whether operational, support, management, corporate governance, risk management and control processes. Outsourced essential activities also fall within the audit scope, given that operational services are responsible for organising the conditions for the possibility of audits by including audit clauses in service agreements.

Other than exceptions associated in particular with requests from the supervisory authorities, the audit scope does not however cover the activities of companies in which the Dexia Group only holds a minority interest. However, Dexia's representative on the Board of Directors is responsible for learning about the state of the internal control mechanism and, if necessary, alerting the Management Board and the Audit department of the entity which holds that interest.

Organisation of the function

Principles

The Dexia Group Internal Audit function operates as an integrated support line composed of the Audit department of Dexia and the Audit departments of the entities.

The activity line is headed by the General Auditor of Dexia, who reports to the Chief Executive Officer of Dexia. The General Auditor guarantees the appropriate cover of risks throughout the Group as a whole. He monitors the supervisory bodies of the entities, as well as all the tasks performed by the local bank supervisory authorities. The General Auditor periodically reports to the Management Board and to the Audit Committee, on the tasks, powers and responsibilities of internal audit, the degree of implementation of the audit plan and the assessment of the internal audit environment.

The audit departments of the entities are under the responsibility of a General Auditor or a Head of Internal Audit. The General Auditors of Group entities report to the General Auditor of Dexia. The General Auditor of Dexia is responsible, in particular, and in association with the Chief Executive Officer of the entity concerned, for their appointment, setting their targets and their annual assessment. The auditor recruitment plans and the establishment of the budget for the audit departments of the main entities are also examined jointly. The heads of the internal audit teams of entities report to the General Auditor of Dexia.

Each audit department is responsible for performing their task to the Chairman of the Management Board, to the extent that local rules permit, and to the Board of Directors of that entity, possibly assisted by an Audit Committee.

Each General Auditor attends meetings of the Management Board of his entity (i) when the body in question asks him to, (ii) when he presents an audit report or (iii) on his request when he wishes to raise a particular point within the framework of his attributions and responsibilities. He receives the agenda and files prepared for these meetings, as well as the minutes.

Each General Auditor has direct access to the Chairman of the Board of Directors, to members of the Audit Committee and the auditors of his entity. The General Auditor of any Group entity also has direct access to the General Auditor of Dexia.

The Chairman of the Board of Directors of each entity may delegate certain tasks to Internal Audit. Tasks performed within this framework are the subject of a report to the Audit Committee like other tasks performed by Audit.

Management of the Audit activity line

In order to manage the activity line, the Audit department of Dexia ensures the appropriateness of the organisation of the Internal Audit in place in the Dexia Group as a whole and the quality of its operation.

The Audit department of Dexia is responsible for:

- the audit strategy and its proper implementation in all Dexia Group audit departments;
- the definition and application of a common methodology for analysing risks, performing tasks and monitoring recommendations made;
- the optimum allocation of competences within the function and determining the level of training required of auditors throughout the Group;
- the coordination and assessment of training programmes;
- the attribution and monitoring of the operating budget of each local audit department.

Relations with the supervisory authorities and statutory auditors

Internal Audit maintains regular dialogue with the banking supervisory authorities and statutory auditors on subjects of common interest. These exchanges are aimed in particular at sharing observations and recommendations made by both parties on internal control matters and ensuring a good coordination of the respective interventions. Internal audit also monitors recommendations made by the supervisory authorities and the statutory auditors under the same conditions as for recommendations made by Internal Audit.

General overview of activity during the year 2021

In 2021, Internal Audit's assignments covered all of the Group's activity lines, as illustrated below: Assets (Project Finance), Funding and Markets (Market Risk mandates), Risk (ICAAP), Finance (Accounting Control), General Secretariat (Insurance Management), Operations and Information Systems (Operations and Payment Systems). The head office audit services assisted the local audit team of Dexia Crediop, which is now the only entity with its own audit team, in carrying out an assignment relating to IT security and continuity.

The Compliance function

The Compliance function is an independent function within the Dexia Group. It carries out its activities without any influence, interference or restrictions likely to affect its independence, its integrity, its impartiality and its objectivity.

Compliance is an integral part of the internal audit mechanism of credit institutions and investment companies. The Compliance department at Dexia ensures the coherence and effectiveness of managing the risks of non-compliance within Dexia. The Compliance fields are as follows:

- the fight against money laundering and the financing of terrorism (including the prevention of tax fraud);
- the fight against corruption (prevention of corruption and prohibited behaviours);
- the control of information relating to the tax situation of clients and counterparties to respond to existing regulations:
- market abuse and personal transactions;
- the integrity vis-à-vis financial markets and clients;
- data protection;
- confidentiality and professional secrecy;

- the prevention of conflicts of interest;
- the external mandates of executives;
- the independence of the statutory auditors;
- the observance of the principles stated by remuneration policy and legal requirements with regard to the expertise and professional honour of members of the Management Board, directors, heads of independent audit functions and executives;
- the internal warning system (*whistleblowing*);
- other fields indicated by the Management Board and the Board of Directors, considering the level of associated risk.

Within the framework of the fields of competence listed above, the Compliance function performs the following tasks:

- It analyses legal and regulatory developments in order to anticipate and assess possible consequences on the activities of Dexia. For the areas covered by Compliance, it provides an interpretation of national and international legislation and regulations and ensures that these provisions are included in the policies, procedures and other documents of the institution;
- It identifies, analyses and measures non-compliance and reputation risks which might arise from activities and financial products and the impacts in terms of evolution of the Group's scope;
- It provides assistance to business lines in the development and implementation of compliance procedures and other documents. For example, it helps with the drafting of compliance manuals, internal codes of conduct, in order to ensure the compliance with regulations and external or internal norms;
- It develops and provides compliance training programmes, adapted to the needs of business lines, promoting an appropriate compliance culture and awareness and understanding of standards, procedures and lines of conduct to be applied;
- To the extent that it is required by local regulations, it communicates with the financial supervisory authorities or any other competent authority about any suspect incident or transaction;
- It regularly presents its activities and reports on the status of any major shortcomings to the Management Board, the Board of Directors, the Audit Committee and the Risk Committee.

Organisational structure

The Chief Compliance Officer of the Dexia Group reports to the Secretary General as well as to the Chief Risk Officer with specific regard to the second-level controls performed periodically by Compliance. An escalation right enables the Chief Compliance Officer automatically to include an item on the agenda for meetings of the Management Board if circumstances so demand and to report any significant incident directly to the Chairman of the Board of Directors of Dexia and/or to the chairmen of specialised committees as well as the supervisors.

The Chief Compliance Officer ensures that there is a consistent and effective policy within all the entities of the Dexia Group. Each regulated entity has a Compliance Officer in charge of application of the appropriate policy within their entity. These Compliance Officers report operationally to the Chief Compliance Officer.

In accordance with the regulations, the Dexia Compliance department also has responsibility for the implementation of the mechanism to combat money laundering and terrorism financing.

As for data protection and within the framework of the General Data Protection Regulation (GDPR), the Compliance department has, in collaboration with the business lines, iden-

tified and listed all the processing which involves personal data, updated and redrafted the internal procedures relating to the rights of the persons concerned and the warning of breaches and put in place training in order to make all staff members aware of this regulation.

Charter

The role of Compliance and the guidelines underlying the approach adopted by Dexia and Dexia Crédit Local are included in the Compliance Charter, approved by the Board of Directors and applicable since 2009. Since then it has been periodically reviewed.

Since 2015, the Compliance Charter has included the contributions of the CRD IV regarding the provisions relating to the Chief Compliance Officer and has enabled the areas of competence of Compliance Officers of the entities to be broadened if the regulations so require.

The Compliance Charter is applicable to all the regulated entities in the Dexia Group.

Permanent control

The Permanent Control mechanism outside Compliance relies firstly on the realisation of controls conceived, realised and formalised under the primary and direct responsibility of the operating units concerned and their managers (first level permanent control). In other units, it relies on agents exclusively dedicated to control tasks, independently of operating units (second level permanent control).

The Permanent Control department is part of Permanent Control, Operational Risk and IT Systems Security within the Risk activity line. This positioning, close to the operational risk management function, allows a tighter association of the review of controls and risk assessment of the Group's main processes. Other specialised units also carry out second-level controls in the areas of accounting, the validation of (credit, market and transversal) models and the follow-up of the credit rating processes. In 2021, the Accounting and Regulatory Control function of the Finance activity line, implemented its control plan, which includes recurring closing work, process reviews and the control of exceptional operations.

Permanent Control relies on a control plan which consists of a selection of first level and second level controls. The plan covers the processes of head office, the entities and essential outsourced processes. First level controls to be integrated in this plan are offered by decentralised correspondents within operational units, departments, entities and service providers. They are reviewed by the Permanent Control department which may, as the case may be, play a prescriptive role. Permanent Control also designs second level controls which it is responsible for realising. The review of the Permanent Control plan is determined on the basis of the mapping of processes, the analysis of corresponding operational risks, operational incidents gathered and the recommendations of internal audit, the statutory auditors and the supervisory authorities.

At a consolidated level for all entities and service providers, the Permanent Control department sees to the quarterly performance of the controls of the plan, ensuring a second reading of the proper implementation of controls and making a critical analysis of the results having regard to the risks identified. Permanent Control may ask for any substantiation of the differences observed and ensures the implementation of the necessary action plans, enabling malfunctions to be remedied.

The Permanent Control department is coordinated with other internal control participants and uses a tool and risk references and processes common to the entire Group. It

receives the result of the second level controls performed by other independent control functions. The Permanent Control department and the other specialized control units notably account for the result of their controls to the Chief Risk Officer, the Management Board and the Risk Committee.

Characteristics of Internal Control within the context of producing accounting and financial information

The financial statements

Responsible for establishing the accounting and financial information, the Finance activity line has the following five departments, reporting to the Chief Financial Officer: Financial Strategy, Data and Regulatory Expertise, Accounting Control, Financial Controlling and Finance Business Management. The Accounting Control department brings together the Accounting department and the transversal functions of Consolidation, Tax, Norms and Consolidated Regulatory Reporting.

The Accounting department sees to the production of basic accounting data and the financial statements of Dexia, Dexia Crédit Local, and those of the subsidiaries which do not have their own Accounting departments, if that task is not performed by a fiduciary.

The Accounting department also has a role of analysing and controlling the accounting data of branches, as part of the process of preparing the statutory accounts. In collaboration with the Financial Controlling department, in particular it checks that the information provided is consistent and complies with Group rules.

More generally, the Accounting department has various means of information to perform its task of monitoring the accounting function in the broad sense. It is associated with committees which may be of interest in its task or the recipient of minutes. Through regular contacts with its local correspondents, it ensures the proper dissemination of Group principles and proper interpretation of instructions given. It participates in the development of IT systems, so as to ensure that its specific requirements are taken into account, in particular to guarantee the integrity of the financial information.

Dexia statutory financial statements

Dexia head office accounting and also that of the permanent establishment in Paris is kept in Brussels.

Additional checks are made by teams in the Accounting department when drawing up the quarterly or annual financial statements, in order to justify the accounting balances and the principal changes of the major financial aggregates.

Dexia consolidated financial statements

In order to prepare their contribution to the Dexia consolidated financial statements, the consolidated entities reprocess their statutory financial statements established in line with local standards in order for them to comply with the accounting principles of the Dexia Group (IFRS accounting standards as adopted in the European Union). These principles are compiled in a consolidation manual sent to each Group entity. They are completed, on each accounting date, by operational instruction notes provided to the entities by the head office Consolidation department. These instruction notes present

the improvements to be made to processes with a view to observations made over previous periods and detail the developments to be taken into account (systems, new data to be provided and so on) over the period.

The financial statements sent to the Group by the various entities are then consolidated and are subject to certain adjustments. The principal account adjustments by the Consolidation service relate to the elimination of reciprocal accounts and intragroup transactions (acquisitions/asset disposals, dividends and so on). They also deal with the treatment of companies held by different Group entities.

When the consolidated financial statements have been finalised, they are submitted for review to the Chief Financial Officer who has them approved by the Management Board. They are then presented to the Audit Committee and signed off by the Board of Directors of Dexia.

Some of the notes and appendices to the consolidated financial statements are not drawn up directly by the Accounting Control department, but come from the various departments, such as Financial Strategy, the Risk activity line, the General Secretariat, Communication or Human Resources.

The planning of the provision of this information and the final responsibility for the content of the consolidated financial statements are assumed by the Finance activity line.

Periodic prudential reporting

The standardised Common Reporting or COREP and the calculation of the solvency margins on a consolidated basis are sent four times a year to the National Bank of Belgium and to the *Autorité de Contrôle Prudentiel et de Résolution*. The latter forwards it to the European Central Bank.

Dexia is subject quarterly to the consolidated Financial Reporting or FINREP of financial companies.

Dexia is also subject to other banking prudential reporting.

Management information

The financial statements (balance sheet, off-balance-sheet, income statement, cash-flow tables and appendices) are not the only detailed elements of analysis which Dexia sends to its shareholders, its investors and the public. They are completed by financial indicators, breakdowns and results analyses, outlooks and risk assessments, which are integrated in the annual report, the press releases and the communication mediums used when presentations are made to shareholders, investors and the press.

Some of these elements are supplied directly by operational departments or by the risk control department. Their accuracy is guaranteed by the internal control system of the departments concerned.

The majority of financial indicators and in particular those necessitating a crossing or aggregation of data from different origins, the breakdown of figures available globally, or a reprocessing of account data in relation to management parameters, are provided by the Financial Controlling department.

These indicators are elaborated on the basis of information processed directly from local IT systems, and those of international entities. It is summarised monthly in a report to the Dexia Management Board.

In the French and foreign entities with their own management control team, the monitoring of financial indicators and the analysis of results are guided locally in accordance with the same standards and the same principles, depending on the size, organisation and systems of each entity. These instructions are common throughout the Dexia Group.

The whole is guided, monitored and supervised by the Financial Controlling department, which provides all the entities with standardised and secure collection tools, to make reliable and to optimise the information collection mechanism. Finally, the department aggregates everything.

The information aggregation process is performed in parallel with the consolidation process guided by the accounting functions. At each stage of the establishment of consolidated data, consistency controls are performed, based on the reconciliation of analytical and accounting information. This reconciliation is a vital element of internal control. It is completed by a systematic analytical review of the principal items.

Risk inventory

Banking activity generates four major types of risks: credit risk, market risk, transformation risk and operational risk (including legal risk).

The monitoring of all of these risks is detailed in the chapter entitled "Risk Management" in this annual report.

External control

Statutory auditors

The statutory auditors make regular checks on the financial reporting of the various entities and subsidiaries of the Dexia Group.

They are involved with the entire process of checking the financial and accounting information with a concern for efficiency and transparency. As part of their duties, they analyse the accounting procedures and assess the internal control systems necessary for reliably establishing the financial statements. They issue instructions to the statutory auditors of the entities and ensure their work is centralised. They organise summary meetings on the results of their audits and assess the interpretation of standards. Lastly, they check the consistency of accounting information between the management report and the financial statements. The performance of these duties enables them to obtain reasonable assurance that, considering the legal and regulatory provisions governing them, the annual financial statements give a true picture of the assets, financial position and results of the company and that the information given in the notes is appropriate. They issue an opinion on the Group's statutory and consolidated financial statements.

By virtue of Article 14 of the Articles of Association of Dexia, the auditing of the company's financial position and annual financial statements is entrusted to one or more auditors who are appointed by the shareholders' meeting for a maximum of three years on the recommendation of the Board of Directors and after validation by the works council.

The statutory auditing of Dexia's financial statements has been entrusted to Deloitte Reviseurs d'Entreprises SRL and Mazars Reviseurs d'Entreprises SCRL, the mandate of which was renewed by the ordinary shareholders' meeting on 20 May 2020, for a term of three years closing at the end of the ordinary shareholders' meeting in May 2023. The company Deloitte is represented by Mr Franky Wevers, chartered auditor and the company Mazars by Mr Xavier Doyen, chartered auditor.

This table gives an overview of the remuneration paid to the auditors for their services in 2021 for Dexia and the entire Dexia Group.

DELOITTE (in EUR thousand)	Services provided for Dexia	Services provided for the Dexia Group (consolidated amounts)
a) Audit of the individual and consolidated financial statements and limited examination – Parent Company	217	217
b) Audit of the individual and consolidated financial statements and limited examination – Consolidated subsidiaries	0	1,243
c) Services other than audit of the financial statements	0	7
TOTAL	217	1,467

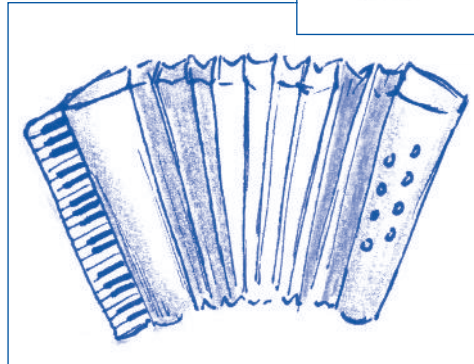
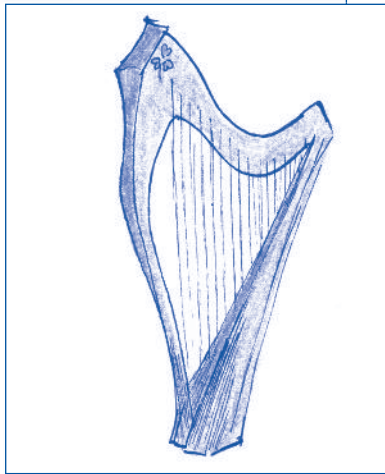
MAZARS (in EUR thousand)	Services provided for Dexia	Services provided for the Dexia Group (consolidated amounts)
a) Audit of the individual and consolidated financial statements and limited examination – Parent Company	222	222
b) Audit of the individual and consolidated financial statements and limited examination – Consolidated subsidiaries	0	1,309
c) Services other than audit of the financial statements	0	7
TOTAL	222	1,538

Dexia Group prudential structure

The European Central Bank (ECB) proposed a modification of the terms for the prudential supervision of the Group. The framework for the supervision of Significant Institutions (SI), adapted to large active banks, was no longer really suitable for a group in resolution such as Dexia and the objectives of proportionality, efficiency and coherence targeted by the supervision were therefore no longer achieved.

Indeed, since 1 July 2020, Dexia has left the group of significant institutions directly supervised by the ECB via the Joint Supervisory Team (JST) and is now placed, as a “Less Significant Institution” (LSI) within the framework of the single supervisory mechanism, under the supervision of the *Autorité de Contrôle Prudentiel et de Résolution* (ACPR), as the consolidating supervisor, and the National Bank of Belgium (NBB). At entity level, Dexia Crédit Local is supervised by the ACPR and Dexia Crediop by the National Bank of Italy.

66		Consolidated balance sheet
66		Assets
67		Liabilities
68		Consolidated statement of income
69		Consolidated statement of comprehensive income
70		Consolidated statement of changes in equity
71		Consolidated cash flow statement
72		Notes to the Consolidated Financial Statements
72		1. Accounting policies and valuation methods, ownership interests in subsidiaries and other entities, significant items included in the statement of income, other significant events of the year, post balance sheet events and operational risk management during the resolution period
96		2. Notes on the assets
103		3. Notes on the liabilities
109		4. Other notes on the balance sheet
117		5. Notes on the statement of income
124		6. Notes on off-balance sheet items
125		7. Notes on risk exposure
146		8. Segment and geographic reporting
147		Report of the board of auditors to the shareholders' meeting of Dexia SA for the year ended 31 December 2021 - Consolidated financial statements



Consolidated Financial Statements
as at 31 December 2021

Consolidated balance sheet

ASSETS	Note	31/12/2020	31/12/2021
<i>(in EUR million)</i>			
Cash and central banks	2.2	9,866	9,753
Financial assets at fair value through profit or loss	2.3 & 4.1	12,950	9,280
Hedging derivatives	4.1	1,263	662
Financial assets at fair value through other comprehensive income	2.4	3,369	1,902
Financial assets at amortised cost - Debt securities	2.5	37,332	34,767
Financial assets at amortised cost - Interbank loans and advances	2.6	21,507	17,308
Financial assets at amortised cost - Customer loans and advances	2.7	27,532	24,506
Fair value revaluation of portfolio hedges		426	298
Current tax assets		31	28
Accruals and other assets	2.8	99	116
Tangible fixed assets	2.9	31	23
Intangible assets	2.10	21	7
TOTAL ASSETS		114,427	98,650

The notes on pages 72 to 179 are integral part of these consolidated financial statements.

LIABILITIES	Note	31/12/2020	31/12/2021
<i>(in EUR million)</i>			
Financial liabilities at fair value through profit or loss	3.1 & 4.1	12,525	10,116
Hedging derivatives	4.1	20,548	16,714
Interbank borrowings and deposits	3.2	9,831	6,451
Customer borrowings and deposits	3.3	6,824	8,819
Debt securities	3.4	57,360	49,406
Fair value revaluation of portfolio hedges		5	1
Current tax liabilities		1	1
Deferred tax liabilities	4.2	35	85
Accruals and other liabilities	3.5	371	261
Provisions	3.6	221	209
Subordinated debt	3.7	19	20
Total liabilities		107,740	92,083
Equity	3.8	6,687	6,567
Equity, Group share		6,631	6,511
Capital stock and related reserves		2,489	2,489
Consolidated reserves		5,262	4,649
Gains and losses directly recognised in equity		(502)	(293)
Net result of the period		(618)	(334)
Minority interests		56	56
TOTAL LIABILITIES AND EQUITY		114,427	98,650

The notes on pages 72 to 179 are integral part of these consolidated financial statements.

Consolidated statement of income

(in EUR million)	Note	31/12/2020	31/12/2021
Interest income	5.1	2,797	2,270
Interest expense	5.1	(2,785)	(2,233)
Commission income	5.2	6	6
Commission expense	5.2	(17)	(16)
Net gains (losses) on financial instruments at fair value through profit or loss	5.3	(31)	(70)
Net gains (losses) on financial instruments measured at fair value through other comprehensive income	5.4	(69)	(51)
Net gains (losses) arising on derecognition of financial assets measured at amortised cost	5.5	(3)	(6)
Net gains (losses) on reclassification of financial assets measured at amortised cost into fair value through profit or loss		(104)	0
Other income	5.6	30	80
Other expenses	5.7	(40)	(106)
NET BANKING INCOME		(216)	(126)
Operating expenses	5.8	(303)	(278)
Depreciation, amortisation and impairment of tangible fixed assets and intangible assets	5.9	(31)	(20)
GROSS OPERATING INCOME		(550)	(424)
Cost of credit risk	5.10	(169)	117
OPERATING INCOME		(719)	(307)
Net gains (losses) on other assets	5.11	101	0
NET RESULT BEFORE TAX		(618)	(307)
Income tax	5.12	(1)	(52)
Result from discontinued operations, net of tax	4.6	0	25
NET INCOME		(619)	(334)
Minority interests		(1)	0
NET INCOME, GROUP SHARE		(618)	(334)

The notes on page 72 to 179 are integral part of these consolidated statements.

Consolidated statement of comprehensive income

(in EUR million)	31/12/2020	31/12/2021
NET INCOME	(619)	(334)
Elements reclassified or likely to be subsequently reclassified in net income		
Cumulative translation adjustments	(108)	0
Changes in fair value of debt instruments at fair value through other comprehensive income	0	81
Revaluation of hedging derivatives	46	135
Tax (expense) benefit	1	0
Elements that will never be reclassified or likely to be subsequently reclassified in net income		
Actuarial gains and losses on defined benefit plans	3	0
Own credit risk revaluation directly recognised in equity for the financial liabilities designated at fair value through profit or loss (FVTPL)	2	(3)
Transfer within consolidated reserves of own credit risk amounts related to financial liabilities designated at fair value through profit or loss, upon their derecognition	(5)	(3)
Transfer within consolidated reserves of reevaluation of equity instruments at Fair value through other comprehensive income, upon their derecognition	0	(2)
Tax (expense) benefit	1	1
TOTAL UNREALISED OR DEFERRED GAINS AND LOSSES THROUGH EQUITY	(60)	209
NET RESULT AND UNREALISED OR DEFERRED GAINS AND LOSSES THROUGH EQUITY	(679)	(125)
of which, Group share	(678)	(125)
of which, Minority interests	(1)	0

The notes on pages 72 to 179 are integral part of these consolidated financial statements.

Consolidated statement of changes in equity

	Capital stock and related reserves				Consolidated reserves	Gains and losses directly recognised in equity							Net income, Group share	EQUITY, GROUP SHARE	Minority interests		EQUITY
	Capital stock	Related reserves	Treasury shares	Total		Change in fair value of debt instruments measured at fair value through other comprehensive income, net of taxes	Change in fair value of equity instruments measured at fair value through other comprehensive income, net of taxes	Change in fair value of cash flow hedges, net of taxes	Actuarial gains and losses on defined benefit plans	Change in fair value of financial liabilities designated at fair value through profit or loss attributable to own credit risk	Translation adjustments	Total			Capital and reserves	Total	
(in EUR million)																	
AS AT 31 DECEMBER 2019	500	1,990	(1)	2,489	6,152	(142)	1	(432)	(5)	35	102	(441)	(898)	7,302	60	60	7,362
<i>Movements during the period</i>																	
Appropriation of net income 2019					(898)								898			0	0
Subtotal of shareholders related movements					(898)								898	0	0	0	0
Translation adjustments										(108)	(108)			(108)		(108)	
Changes in fair value of financial assets measured at fair value through other comprehensive income, through equity						84					84			84		84	
Own credit risk reclassified from accumulated other comprehensive income to equity upon reimbursement of financial liabilities at FVTPL					5					(5)	(5)			0		0	
Amounts reclassified to profit or loss following the impairment or the disposal of debt instruments measured at fair value through other comprehensive income						8					8			8		8	
Reclassification of financial assets at amortized cost into financial assets at fair value through other comprehensive income (change in business model)						(92)					(92)			(92)		(92)	
Gains and losses of cash flow hedge derivatives, through equity								40			40			40		40	
Gains and losses on cash flow hedge derivatives reclassified in profit or loss								7			7			7		7	
Changes in fair value of financial liabilities designated at fair value through profit or loss attributable to own credit risk (OCR)										2	2			2		2	
Changes in actuarial gains and losses on defined benefit plans									2		2			2		2	
Net income for the period													(618)	(618)	(1)	(1)	(619)
Impact of the increase of the percentage interest in Dexia Crediop					3									3	(3)	(3)	0
AS AT 31 DECEMBER 2020	500	1,990	(1)	2,489	5,262	(141)	1	(385)	(3)	33	(6)	(502)	(618)	6,631	56	56	6,687
<i>Movements during the period</i>																	
Appropriation of net income 2020					(618)								618			0	0
Subtotal of shareholders related movements					(618)								618	0	0	0	0
Changes in fair value of financial assets measured at fair value through other comprehensive income, through equity						36					36			36		36	
Equity instruments at fair value through other comprehensive income : transfer of the cumulative gain or loss within equity					2		(2)				(2)			0		0	
Own credit risk reclassified from accumulated other comprehensive income to equity upon reimbursement of financial liabilities at FVTPL					3						(3)			0		0	
Amounts reclassified to profit or loss following the impairment or the disposal of debt instruments measured at fair value through other comprehensive income ⁽¹⁾						45					45			45		45	
Gains and losses of cash flow hedge derivatives, through equity								36			36			36		36	
Gains and losses on cash flow hedge derivatives reclassified in profit or loss								99			99			99		99	
Changes in fair value of financial liabilities designated at fair value through profit or loss attributable to own credit risk (OCR)											(2)			(2)		(2)	
Net income for the period													(334)	(334)	0	(334)	
AS AT 31 DECEMBER 2021	500	1,990	(1)	2,489	4,649	(60)	(1)	(250)	(3)	28	(6)	(293)	(334)	6,511	56	56	6,567

(1) See note 5.4.

The notes on pages 72 to 179 are integral part of these consolidated financial statements.

Consolidated cash flow statement

(in EUR million)	31/12/2020	31/12/2021
CASH FLOW FROM OPERATING ACTIVITIES		
Net income after income taxes	(619)	(334)
Adjustment for:		
- Depreciation , amortization and other impairment	31	20
- Impairment losses (reversal impairment losses) on bonds, loans and other assets	157	(115)
- Net (gains) or losses on investments	(101)	0
- Net increases (net decreases) in provisions	(19)	(13)
- Unrealised (gains) or losses on financial instruments	(55)	104
- Deferred taxes	21	51
Changes in operating assets and liabilities	1,105	595
NET CASH PROVIDED (USED) BY OPERATING ACTIVITIES	520	308
CASH FLOW FROM INVESTING ACTIVITIES		
Purchase of fixed assets	(3)	(6)
Sales of unconsolidated equity shares	13	7
NET CASH PROVIDED (USED) BY INVESTING ACTIVITIES	10	1
CASH FLOW FROM FINANCING ACTIVITIES		
Cash outflow related to lease liabilities	(20)	(9)
NET CASH PROVIDED (USED) BY FINANCING ACTIVITIES	(20)	(9)
NET CASH PROVIDED	510	300
CASH AND CASH EQUIVALENTS AT THE BEGINNING OF THE PERIOD	10,578	11,150
Cash flow from operating activities	520	308
Cash flow from investing activities	10	1
Cash flow from financing activities	(20)	(9)
Effect of exchange rate changes and change in scope of consolidation on cash and cash equivalents	63	10
CASH AND CASH EQUIVALENTS AT THE END OF THE PERIOD	11,150	11,460
ADDITIONAL INFORMATION		
Income taxes (paid) refund	3	2
Dividends received	1	3
Interest received	5,225	4,493
Interest paid	(5,418)	(4,569)

The notes on pages 72 to 179 are integral part of these consolidated financial statements

Notes to the consolidated financial statements

1. Accounting policies and valuation methods, ownership interests in subsidiaries and other entities, significant items included in the statement of income, other significant events of the year, post balance sheet events and operational risk management during the resolution period

1.1. Accounting policies and valuation methods	72	1.4. Other significant events of the year	94
1.2. Ownership interests in subsidiaries and other entities	91	1.5. Post balance sheet events	94
1.3. Significant items included in the statement of income	93	1.6. Operational risk management during the resolution period	94

1.1. Accounting policies and valuation methods

GENERAL INFORMATION

The Group's parent company is Dexia, a limited company under Belgian law whose shares are not publicly traded. Its registered office is located at Place du Champ de Mars 5 – B-1050 Brussels (Belgium).

These consolidated financial statements were authorised for issue by the Board of Directors on 24 March 2022.

NOTES TO THE FINANCIAL STATEMENTS

The principal accounting policies adopted in the preparation of these consolidated financial statements are set out below. The commonly used abbreviations below are:

- IASB: International Accounting Standards Board
- IFRS IC: IFRS Interpretations Committee (ex IFRIC)
- IFRS: International Financial Reporting Standards

1.1.1. BASIS OF ACCOUNTING

1.1.1.1. General

Dexia's consolidated financial statements are prepared in accordance with the IFRS adopted by the EU.

The European Commission published Regulation EC 1606/2002 on 19 July 2002 requiring listed groups to apply IFRS as from 1 January 2005. This regulation has been updated several times since 2002.

Dexia's financial statements have therefore been prepared "in accordance with all IFRSs as adopted by the EU" and endorsed by the EC up to 31 December 2021, including the conditions of application of interest rate portfolio hedging and the possibility to hedge core deposits. Our accounting principles include mainly elements where the IFRS text allows the possibility of choice.

The consolidated financial statements are presented in millions of euro (EUR) unless otherwise stated.

1.1.1.2. Going concern

The Dexia consolidated financial statements as at 31 December 2021 have been prepared in accordance with the going concern accounting rules under IAS 1 § 25 and 26. This involves a certain number of assumptions constituting the business plan underlying the Group's resolution which was

the subject of a decision by the European Commission in December 2012 and reassessed on the basis of the elements available at the date of closing the accounts.

The main assumptions used by management to prepare the consolidated financial statements for the year ended 31 December 2021 and the areas of uncertainty, reinforced in particular by the situation related to the Covid-19 pandemic, are summarised below:

- The business plan assumes the maintenance of the banking licence of Dexia Crédit Local as well as the maintenance of the rating of Dexia Crédit Local at a level equivalent or higher than Investment Grade.
- The continuation of the resolution assumes that Dexia maintains a good funding capacity which relies in particular on the appetite of investors for the debt guaranteed by the Belgian and French States as well as on the Group's ability to raise secured funding. Since 1 January 2022, Dexia Crédit Local's debt issuances have benefited from the 2022 guarantee, which extends the 2013 guarantee, which expired on 31 December 2021 (cf. Note 4.4.c to the consolidated financial statements in this annual report).
- Although it manages these risks very proactively, the Dexia Group remains extremely sensitive to the evolution of the macroeconomic environment and to market parameters such as exchange rates, interest rates or credit spreads. An unfavourable evolution of these parameters in the long term could weigh on the Group's liquidity and solvency level. It could also have an impact on the valuation of assets, financial liabilities or OTC derivatives, the changes in the fair value of which are recognised in the income statement or through equity and are likely to result in a change in the Group's regulatory capital level.
- Until their effective disposal, Dexia remains exposed to the evolution of the fair value of the assets targeted for sale within the context of the deleveraging programme validated by the Board of Directors in 2019⁽¹⁾. Nevertheless, the successful execution of this plan has significantly reduced this source of sensitivity, which at 31 December 2021 amounted to EUR 2.2 million per basis point for all assets measured at fair value, of which EUR 1.5 billion per basis point for the

(1) Impact on debt reduction in 2022 of the plan validated by the Board of Directors on 19 July 2019.

assets targeted for sale in the context of the deleveraging programme.

- The Group is also exposed to certain operational risks, specific to the resolution environment in which it operates and which have been reinforced by the teleworking context imposed by the Covid-19 pandemic.
 - Finally, residual uncertainties related, for example, to new developments in accounting and prudential rules over the duration of the Group's resolution could lead to a significant change in the initially anticipated resolution trajectory.
- In assessing the appropriateness of the going concern basis, management has considered each of these assumptions and areas of uncertainty.
- Since the Group entered into orderly resolution, Dexia has continuously reduced its funding requirement and extended the maturity of the funding raised, with a view to prudent liquidity management. The acceleration of asset sales decided in the summer of 2019 has in particular allowed a significant reduction in the Group's funding requirement, particularly in US dollars. In particular, in 2021, the funding requirement was reduced by EUR 7.7 billion to EUR 61.6 billion as at 31 December 2021. Furthermore, during 2021, the Group maintained a sustained execution of its funding programme, enabling it to complete its annual long-term refinancing programme in July. Five long-term public transactions were launched by Dexia Crédit Local in euros, pounds sterling and US dollars, for a total amount of EUR 5 billion. Indeed, Dexia was able to maintain a liquidity reserve deemed adequate with the restriction of access to European Central Bank (ECB) funding effective since 1 January 2022⁽¹⁾. This liquidity reserve amounted to EUR 13.1 billion, of which EUR 11.1 billion in cash as at 31 December 2021.
 - Within the framework of half-yearly reviews, an update of the Group's financial projections was presented to Dexia's Board of Directors on 16 December 2021. It includes a "central" macroeconomic scenario, based on the ECB reference scenario published in June 2021, supplemented by the scenarios published by the national central banks when available. This central scenario takes into account a strong economic recovery after the 2020 shock. However, Dexia considered this scenario to be too favourable as the effect of the 2020 shock on defaults is delayed in time. Therefore, a cautious approach was adopted, taking into account the macroeconomic evolution since the beginning of the crisis and not only from the end of 2020. For example, the GDP growth for the euro area used for 2021 in the point-in-time parameters (-2.5%) is the aggregate of the GDP evolution observed in 2020 (-6.8%) and the GDP projection for 2021 in the ECB scenario (+4.6%).
 - Management has also taken into account the constraints and uncertainties of its operating model as well as the risks related to the continuity of operations, inherent to Dexia's specific character as a bank in resolution. Consequently, after having taken all these elements and uncertainties into account, Dexia's management confirms that as at 31 December 2021, they do not call into question the fundamentals of the orderly resolution of the Group or the assessment of the application of the going concern assumption. Therefore, the consolidated financial statements can be prepared in accordance with the going concern basis under IAS 1 § 25 and 26.

(1) On 21 July 2017 the ECB announced the end of access to the Euro-system for liquidation structures as from 31 December 2021.

1.1.2. CHANGES IN ACCOUNTING POLICIES SINCE THE PREVIOUS ANNUAL PUBLICATION THAT MAY IMPACT DEXIA GROUP

1.1.2.1. IASB texts and IFRIC interpretations endorsed by the European Commission and applied as from 1 January 2021

- **Amendment to IFRS 9, IAS 39, IFRS 7, IFRS 4, IFRS 16** "Interest Rate Benchmark Reform – Phase 2". These amendments published by the IASB in August 2020 in the context of the interest rate benchmark reform supplement those published in 2019 on the Phase 1. They address accounting issues arising from the replacement of the IBOR benchmarks and the entry into force of the alternative benchmarks, such as:
 - derecognition and modification of financial assets and liabilities indexed to the benchmarks in the scope of the reform and
 - hedge accounting.

Derecognition and modification of financial assets and liabilities

In order to take into account changes in the basis for determining the contractual cash flows, the amendment permits not to derecognize or adjust the carrying amount of a financial asset or liability at amortized cost or of an asset at fair value through OCI, but rather to update the effective interest rate to reflect the change in the alternative reference rate in the future interest income or expense. These new provisions allow to generate no gain or loss in the net income at the time of the modification. They are applicable if and only if the modification of benchmark interest rates is required by the rate reform and is carried out so as to maintain an economic equivalence between the old cash flows and the new ones. The changes that are considered to be economically equivalent are for example:

- the replacement of a benchmark interest rate with an alternative rate (or by changing its calculation method) with the addition of a fixed spread to compensate for the difference between the existing rate and the alternative rate;
- the modification of the calculation of the amount of interest due to the use of a new rate (rate reset terms, number of days between coupon payment dates, etc.);
- the addition of a fallback clause to the contractual terms to allow the implementation of the above changes.

Hedge accounting

The amendment allows hedge accounting not to be discontinued as long as the change in the reference interest rate is required by the reform and is carried out so as to maintain an economical equivalence between the old cash flows and the new ones (see above), if the hedge meets other hedge accounting criteria and if the documentation is amended to reflect changes in the hedged elements (including the description of the hedged portion of cash flows or fair value), the hedging instruments, the hedged risk, and the method of measuring effectiveness on transition to the new reference rates. For fair value and cash flow hedges, the applicable accounting rules are maintained for the recognition of gains or losses resulting from the revaluation of the hedged component and of the hedging instrument taking into account the changes described above. Dexia uses its judgment to assess whether the modification of the contracts is made on an economically equivalent basis. In particular, when there is a cash settlement for the difference in basis between the old and the new rate, Dexia considers that the terms are economically

equivalent if the settlement does not significantly alter the future cash flows, and conversely.

For fair value hedges of a risk component, an alternative benchmark interest rate that is not separately identifiable at the date of designation as a non-contractually specified risk component may be used under condition that it is reasonably expected that it will be separately identifiable within 24 months following its replacement.

When realizing the retrospective hedge effectiveness testing, accumulated changes in value may be reset to zero on a case by case basis upon modification.

When hedging groups of items designated as hedged items in a fair value hedge or a cash flow hedge, the amendment allows the hedged items to be split into subgroups based on the hedged benchmark rate and to designate that benchmark rate as the hedged risk for each subgroup.

The impacts of the interest rate reform on Dexia's financial statements in application of these amendments, as well as the information on the new risks arising from this reform and on the management of the transition to alternative reference rates are presented in note 1.1.2.5. The quantitative information on all financial assets and liabilities affected by the interest rate reform is disclosed in note 4.9.

- **Amendment to IFRS 16** "Covid-19-Related Rent Concessions beyond 30 June 2021" aims to make it easier for lessees to account for Covid-19-related rent concessions such as rent holidays and temporary rent reductions. This amendment is applicable as from 1 April 2021 and has no impact on Dexia financial statements as Dexia has not benefited from any rent relief in the context of the Covid-19 crisis as of 31 December 2021.

- **IFRS IC decision related to IAS 19 standard** "Employee benefits" issued in April 2021 concerns the rules for the allocation of costs related to certain post-employment benefits, the amount of which depends on the length of employee service with the entity before the retirement age and is capped at a specified number of consecutive years of service, and provided that an employee is still employed by the entity at retirement date. The expense corresponding to the benefits concerned is therefore allocated between the date that enables to reach the maximum retirement benefit and the retirement date.

This decision has no material impact on Dexia's financial statements as of 31 December 2021.

- **Amendment to IFRS 4** "Extension of the temporary exemption from applying IFRS 9". This amendment defers the application of IFRS 9 requirements by insurers until the date of entry into force of IFRS 17 as from 1 January 2023. This amendment has no impact on Dexia's financial statements as Dexia has no insurance contracts within the scope of the standard.

1.1.2.2. IASB texts and IFRIC interpretations endorsed by the European Commission during the current year but not yet applicable as from 1 January 2021

- **Annual Improvements – 2018-2020 cycle** which are a series of amendments to existing IFRS endorsed in June 2021 and which will be applicable as from 1 January 2022. Dexia

does not expect these amendments to have a material impact on its financial statements as they are only minor adjustments to certain IFRS standards.

- **Amendment to IAS 37** "Onerous Contracts – Cost of Fulfilling a Contract", **amendment to IAS 16** "Proceeds Before Intended Use", **amendment to IFRS 3** "Reference to the Conceptual Framework". These limited scope amendments will be applicable as from 1 January 2022 and their impact on Dexia's financial statements is being analysed.

- **New standard IFRS 17 "Insurance Contracts"**. This standard issued by IASB in May 2017 replaces the current IFRS 4 "Insurance Contracts" standard and will be effective as from 1 January 2023. In June 2020, the IASB issued amendments to IFRS 17 postponing its first time application date to 1 January 2023. This new standard will have no impact on Dexia's financial statements as Dexia has no insurance contracts within the scope of the standard.

1.1.2.3. New IFRS standards, IFRIC interpretations and amendments issued during the current year but not yet endorsed by the European Commission

- **Amendment to IAS 1 and IFRS 2 Practice Statement** "Disclosure of Accounting policies" (issued by IASB in February 2021). This amendment will be applicable as from 1 January 2023 and its impact on Dexia's disclosures to financial statements is being analysed.

- **Amendment to IAS 8** "Definition of Accounting Estimates" (issued by IASB in February 2021). This amendment, which aims to facilitate the distinction between accounting methods and accounting estimates, will be applicable from 1 January 2023 and its impact is currently being analysed.

- **Amendment to IAS 12** "Deferred Tax related to Assets and Liabilities arising from a Single Transaction" (issued by IASB in May 2021). This amendment will be applicable as from 1 January 2023 and its impact on Dexia's financial statements is being analysed.

- **Amendment to IFRS 17** "Initial Application of IFRS 17 and IFRS 9 - Comparative Information" (issued by IASB in December 2021). This amendment will be applicable as from 1 January 2023 and will have no impact on Dexia's financial statements as Dexia has no insurance contracts in the scope of the standard.

1.1.2.4. New definition of default

As stated by the European Banking Authority (EBA) guidelines, the new default definition (defined by article 178 of Regulation (EU) n° 575/2013) will enter into force as from 1 January 2021. The Regulation (EU) 2018/1845 of the European Central Bank (ECB), applicable from 31 December 2020, complete these regulatory measures for the past-dues materiality threshold. These new regulations reinforce the consistency and harmonize practices of the European credit institutions for the identification of defaulted exposures. Dexia applies a unique definition of default for its whole portfolio and applies this new regulation for the identification of defaulted positions from mid-2020.

1.1.2.5. IBOR benchmark rates reform

Presentation of the IBOR reform

Following the weaknesses of IBOR interbank rates revealed by the financial crisis, a reform has been launched at international level in order to strengthen the reliability of benchmark methodologies and to replace IBOR benchmarks by new risk-free rates. At this stage, uncertainties still remain as to the timetable and exact replacement conditions of some indexes.

Dexia is exposed to the IBOR indices, mainly in euros, US dollars and pounds sterling, through financial instruments which should be amended in order to reflect the new rates (via the replacement of the benchmark interest rate or via the insertion of fallback clauses, setting out the terms and conditions of replacement in the event of the cessation of a benchmark interest rate).

In the euro zone, EONIA has been replaced by €STR since 3 January 2022. EONIA was maintained during the transition period and since 2 October 2019 it is based on €STR (EONIA = €STR + 8.5 bps). Regarding EURIBOR, a new so-called "hybrid" methodology has been recognized as BMR compliant since July 2019 and this rate was added to the benchmark register of the European Securities and Markets Authority (ESMA). The EURIBOR is therefore maintained for the next few years, but there is a moderate uncertainty as to its durability and on maintaining the "hybrid" method.

Regarding the LIBOR, the new SOFR and SONIA risk-free rates which comply with the BMR regulations have been published since 2018. The Index based on SOFR is expected to replace the current LIBOR USD index the publication of which will continue until 30 June 2023 for most of its tenors. Uncertainties still remain for transactions using the USD LIBOR. The GBP LIBOR index has been replaced by SONIA since 1 January 2022. However, for certain contracts qualified as tough legacy and for a limited period of time, the GBP LIBOR index is maintained beyond this deadline according to a "synthetic LIBOR" methodology which is based on the new risk-free rate. The contracts concerned are contracts whose transition is particularly difficult and which therefore could not be renegotiated before the index cessation.

Management of the transition within Dexia and new risks arising from the IBOR reform

A project structure has been set up within Dexia since the second half of 2018 in order to ensure the transition to the new benchmark rates. This project involves all of Dexia's business lines and functions. It aims to anticipate the impacts of the reform from a legal, commercial, financial, accounting, risk framework and operational viewpoint and to implement the transition process to the new indexes while reducing the risks linked to this transition and respecting the deadlines defined by the regulators. As part of this project, the following work is being carried out, in particular:

- monitoring of the regulatory developments of the IBOR reform;
 - mapping of the financial instruments concerned by the reform;
 - analysis and management of risks generated by the reform.
- These risks are mainly legal (related to the contractual documentation and the associated litigation risk), conduct risk (related to negotiations with clients and banking counterparties given the necessary amendments to existing contracts), financial (related to the possible market disruptions due to the interest rate reform and mainly limited to the interest rate risk),

operational (related to the execution of transaction migrations and change in information systems) and accounting (related to the potential impacts in the income statement due to the transition of hedging relationships and following the post-transition revaluation of hedging instruments and hedged items);

- legal analysis and update of contracts (benchmark rates replacement in contracts and transactions, insertion of robust fallback clauses);
- implementation of the strategy, organization and execution of the transition of contracts qualified as tough legacy;
- implementation of changes in information and management systems, process update;
- external and internal communications.

The reporting on the progress of the project is done on a regular basis to the Management Committee as well as to the Board of Directors.

During the year 2021, Dexia mainly focused its work on the transition of its contracts indexed to the GBP LIBOR, JPY LIBOR, CHF LIBOR and EONIA in view of the discontinuation of these indices respectively on 1 January 2022 and 3 January 2022. In particular, Dexia:

- adhered to the ISDA Protocol in June 2021, leading to an automatic amendment of master agreements with bilateral counterparties which have also adhered to the Protocol. Thus, for most of Dexia's bilateral derivatives, the replacement of the index is effective in January 2022 via the activation of the fallback clauses under the ISDA contract. However, some derivatives have been early renegotiated directly with the counterparties and modified as from the year 2021. Moreover, for derivative contracts indexed to EONIA, not included in the ISDA protocol, new replacement clauses were added via an amendment to the ISDA contract. As for Dexia's derivative contracts treated with clearing houses, the transition to replace the index of the floating leg of instruments indexed on EONIA and GBP LIBOR took place on 15 October 2021 and 17 December 2021 respectively;
- accomplished the transition to €STR of its cash collateral arrangements in EUR linked to derivative and repo contracts with OTC counterparties. As for the agreements relating to derivatives treated with clearing houses, the transition to the €STR and SOFR for the remuneration of cash collateral and the discounting curve took place in 2020;
- completed the update of contracts or implementation of appropriate fallback provisions for the vast majority of its securities contracts, loans and credit lines as well as funding contracts concerned by the transition.

As of 31 December 2021, Dexia finalized substantially all the transitions of contracts on indexes terminating at the end of 2021. The remaining contracts are those for which the transition terms to the new interest rate benchmarks were fixed in 2021 and for which the migration will take place during the year 2022. Moreover, for a very limited number of Dexia's instruments qualified as tough legacy (see above) the synthetic GBP LIBOR is applied after the date of 31 December 2021, while awaiting for the conclusion of renegotiation of contracts with clients in 2022 (see note 4.9). During the year 2022, Dexia will also continue its work with the elaboration of the transition strategy for its instruments indexed on the USD LIBOR in view of the discontinuation of the index by the end of June 2023.

Accounting issues associated with the IBOR reform

This reform has impacts on the accounting treatment and measurement of financial assets and liabilities using these benchmarks as well as on the accounting treatment of the related hedging derivatives. In order to limit the potential accounting impacts of the reform, two texts have been published by the IASB :

- Amendments to IFRS 9, IAS 39, IFRS 7 "Interest rate benchmark reform", published by IASB in September 2019 and adopted by the European Union in January 2020, address issues related to hedge accounting in the period of uncertainty preceding the entry into force of these new rates. The IASB proposal aims at maintaining the existing hedging relationships and assumes that the interest rate benchmark on which the hedged cash flows and cash flows from the hedging instrument are based will not be altered. These amendments introduce reliefs mainly relating to the highly probable requirement for the cash flows hedged, the respect of the "separately identifiable" requirement for the risk hedged, the prospective and retrospective effectiveness testing. In order to ensure the continuity of its hedging relationships, Dexia has early applied the provisions of these amendments since 31 December 2019. Dexia applies the reliefs introduced by the amendments as long as the uncertainties regarding the timing and the amount of cash flows (index, margin adjustment or compensation) of the hedged and hedging instruments (i.e. until the effective amendment of clauses of the affected financial instruments) are not resolved. The notional amounts of hedging instruments impacted by the interest rate reform and to which Dexia applies the exemptions provided by the amendments are disclosed in note 7.7.

- As from 1 January 2021, Dexia applies the amendments to IFRS 9, IAS 39, IFRS 7, IFRS 4 and IFRS 16 "Interest rate benchmark reform – Phase 2" on the second phase of the project relating to accounting issues after the entry into force of the new rates. These new amendments deal particularly with the derecognition and modification of financial assets and liabilities indexed to the rate references in the scope of the reform and with hedge accounting issues. The provisions of these amendments are presented in note 1.1.2.1.

Impacts on Dexia's financial statements

Based on the progress of its work as at 31 December 2021 presented above and considering the application from 1 January 2021 of the amendments to IFRS 9 and IAS 39 on interest rate benchmark reform - phase 2, the transition of Dexia's contracts to new indexes replacing the GBP LIBOR, JPY LIBOR, CHF LIBOR and EONIA generates mainly the following impacts:

- Regarding the modification of non-derivative financial assets and liabilities contracts, the new provisions of the amendments to IFRS 9 allow limiting the impacts on the financial situation of Dexia since the modifications of existing rates are required by the interest rate reform and carried out by Dexia on an economically equivalent basis.
- Regarding its derivative contracts, Dexia was mainly impacted via its fair value hedge relationships, mainly against GBP LIBOR risk. The derivative contracts concerned have been amended in order to incorporate the new SONIA index. According to the transition terms adopted by the markets, this replacement on the floating leg of derivatives, by adding a fixed spread to compensate for the basis difference between the GBP LIBOR and SONIA, does not generate any impact on the fair value of derivatives at the time of the

transition. The redefinition of the hedged risk against SONIA and of the new hedged portion is documented simultaneously to the change related to derivatives. Given the modifications described above, as of 31 December 2021, the transition of the GBP LIBOR indexed derivative contracts via bilateral negotiations with counterparties generated a total positive impact in P&L of EUR 117 million. This impact is generated by the revaluation, based on SONIA's curve, of the fair value of the hedged risk following its redefinition and corresponds to the reversal of the stock of GBP LIBOR/SONIA accounting inefficiency at the time of the transition. By aligning the fair value hedges to the new benchmark, which is the risk-free rate, the volatility arising from the GBP LIBOR/SONIA risk has therefore been eliminated, along with the associated hedge ineffectiveness. By applying the same accounting treatment, Dexia expects the transition of fair value hedge derivative contracts indexed on GBP, JPY and CHF LIBORs via the activation of replacement clauses under the ISDA protocol to generate a positive impact on income of around EUR 320 million, which will be recorded in Dexia's consolidated financial statements in 2022.

- Regarding Dexia's derivative contracts in EUR, GBP and JPY treated with the clearing houses and in application of the transition terms decided by the clearing houses (in particular, for derivatives indexed on EONIA, with a cash compensation for the basis difference between EONIA and €STR as a counterpart to the modification of the fair value of the derivatives), the replacement of the index of the floating leg of the instruments indexed on EONIA, GBP LIBOR and JPY LIBOR did not have a significant impact on Dexia's income statement. The impact of the transition of the instruments indexed on USD LIBOR on Dexia's consolidated accounts cannot be estimated at this stage.

1.1.2.6. Changes in presentation of consolidated financial statements of Dexia

The consolidated financial statements of Dexia have been prepared in accordance with the ANC (French Authority for Accounting Standards) presentation. As at 31 December 2021, they are compliant with ANC Recommendation 2017-02 issued on 2 June 2017 "on the presentation of the consolidated financial statements of banks prepared in accordance with International Financial Reporting Standards".

As from 31 December 2021, for simplification reasons and considering the amounts concerned, Dexia changed its presentation of the amounts related to "Tax benefit" in the table "Consolidated statement of comprehensive income". This presentation remains compliant with the ANC recommendation. This change has no significant impact on Dexia's financial statements.

1.1.3. CONSOLIDATION**1.1.3.1. Subsidiaries and structured entities**

Subsidiaries are those entities over which Dexia may exercise control. Entities controlled by the Group are fully consolidated. Under IFRS 10 "Consolidated Financial Statements", the Group controls an entity if and only if the Group has all the following:

- power over the entity;
- exposure, or rights, to variable returns from its involvement with the entity;
- the ability to use its power over the entity to affect those returns.

Dexia has power over an investee when it has existing rights that give it the current ability to direct the relevant activities i.e. the activities that significantly affect the investee's returns. When power over an entity is obtained directly and solely from the voting rights granted by equity instruments, the investor that holds a majority of those voting rights controls the entity.

In other cases, especially for structured entities, the assessment of control is more complex and may require greater use of judgment considering other factors. A structured entity is an entity that has been designed so that voting or similar rights are not the dominant factor in deciding who controls the entity, Dexia is particularly involved in securitisation vehicles and investment funds.

The ability to direct the relevant activities is assessed by considering: the purpose and design of the investee; managing financial assets during their life, including the management upon default; selecting, acquiring, disposing or replacing of assets; appointing and remunerating an investee's key management personnel and terminating their employment. Dexia determines whether it is exposed, or has rights, to variable returns by considering: dividends and other distributions of economic benefits; exposure to loss through instruments that absorbs variability (including CDSs as sellers of protection or junior tranches designed to absorb the first losses and paid on credit risk exposure basis); remuneration for servicing an investee's assets or liabilities; returns that are not available to other interest holders.

An investor controls an investee when it not only has power over the investee and exposure or rights to variable returns from its involvement with the investee, but also has the ability to use its power to affect the investor's returns from its involvement with the investee. Thus, an investor with decision-making rights shall determine whether it is a principal or an agent considering all the factors below:

- the scope of its decision-making authority over the investee;
- the rights held by other parties (including right to remove the decision maker);
- the remuneration to which it is entitled in accordance with the remuneration agreements;
- the decision maker's exposure to variability of returns from other interests that it holds in the investee.

Subsidiaries are fully consolidated as of the date on which effective control is transferred to Dexia and are no longer consolidated as of the date on which Dexia's control ceases. Intercompany transactions, balances and unrealised gains and losses on transactions among Dexia's companies have been eliminated. Where necessary, the accounting policies of the subsidiaries have been amended to ensure consistency with the policies adopted by Dexia.

Changes in Dexia's ownership interests in subsidiaries that do not result in the Group losing control over the subsidiaries are accounted for as equity transactions. When the proportion of the equity held regarding non-controlling interests (minority interests) changes, the carrying amounts of the Group's interests and the non-controlling interests are adjusted to reflect the changes in their relative interests in the subsidiaries. Any difference between the amount by which the non-controlling interests are adjusted and the fair value of the consideration paid or received is recognised directly in equity.

When Dexia loses control of a subsidiary, the profit or loss on disposal is calculated as the difference between:

- the aggregate of the fair value of the consideration received and the fair value of any retained interest; and

- the previous carrying amount of the assets (including goodwill) and liabilities of the subsidiary and any non-controlling interests.

The fair value of any investment retained in the former subsidiary at the date on which control is lost is regarded as the fair value on initial recognition for subsequent accounting under IFRS 9 "Financial Instruments" or, where applicable, the cost on initial recognition of an investment in an associate or a jointly controlled entity.

1.1.3.2. Associates and joint venture

Associates are investments in which Dexia has significant influence, but does not exercise control. This is usually the case when Dexia owns between 20% and 50% of the voting rights.

A joint venture is a contractual arrangement of which two or more parties undertake a jointly controlled economic activity. A joint venture is a joint arrangement whereby the parties that have joint control of the arrangement have rights to the net assets of the arrangement and are required to agree unanimously to decisions about the relevant activities of the arrangement.

Dexia has no equity method investments.

1.1.4. OFFSETTING FINANCIAL ASSETS AND FINANCIAL LIABILITIES

In accordance with IAS 32, financial assets and financial liabilities are offset (and consequently, the net amount only is reported) when Dexia has a legally enforceable right to offset the recognised amounts and intends either to settle on a net basis, or to realise the asset and settle the liability simultaneously.

The derivative instruments transacted by Dexia with clearing houses that meet the two criteria required by IAS 32 are offset on the balance sheet. Offsetting effects are disclosed in the note 4.3. "Offsetting financial assets and financial liabilities".

1.1.5. FOREIGN CURRENCY TRANSLATION AND TRANSACTIONS

1.1.5.1. Foreign currency translation

On consolidation, the statements of income and cash flow statements of foreign entities that have a functional currency different from Dexia's presentation currency are translated into Dexia's presentation currency (EUR) at the average exchange rates for the year (annual reporting) or the period (interim reporting) and their assets and liabilities are translated at the respective year-end or quarter-end exchange rates.

Exchange differences arising from the translation of the net investment in foreign subsidiaries, associates, joint ventures and of borrowings and other currency instruments designated as hedges of such investments, are recorded as a cumulative translation adjustment within shareholders' equity. On disposal of a foreign entity accompanied by a loss of control, such exchange differences are recognised in the income statement as part of the gain or loss on disposal.

Goodwill and fair value adjustments arising from the acquisition of a foreign entity are treated as assets and liabilities in the functional currency of the foreign entity and are translated at the closing rate.

1.1.5.2. Foreign currency transactions

For individual Dexia entities, foreign currency transactions are accounted for using the exchange rate at the date of the transaction. Outstanding balances denominated in foreign currencies at period-end or year-end are translated at

period-end or year-end exchange rates for monetary items and non-monetary items carried at fair value. Historical rates are used for non-monetary items carried at cost. The resulting exchange differences from monetary items are recorded in the consolidated income statement, except for the foreign exchange impact related to fair value adjustments on assets measured at fair value through OCI, which is recorded under "Other comprehensive income". For non-monetary items carried at fair value, the exchange differences are governed by the same accounting treatment as for fair value adjustments.

1.1.6. FINANCIAL ASSETS AND LIABILITIES

Dexia applies all the requirements of IFRS 9, except for the hedge accounting transactions which are accounted for in accordance with IAS 39.

Management uses judgement on the criteria mentioned in the paragraphs below in determining the appropriate classification of its financial instruments at initial recognition. However, under certain conditions, financial assets could subsequently be reclassified.

1.1.6.1. Recognition and derecognition of financial instruments

Dexia recognises and derecognises financial assets Held for trading measured at Fair Value Through Profit or Loss (FVTPL), that require delivery within the established timeframes (a "regular way" purchase or sale), on trade date. For these financial assets, Dexia recognises in the income statement, any unrealised gains or losses arising from revaluing the contract to fair value at the reporting date. Dexia recognises these unrealised gains and losses under "Net gains (losses) on financial instruments at fair value through profit or loss". All other "regular way" purchases and sales of financial assets not Held for trading are recognised and derecognised on the settlement date, which is the date of delivery to or by Dexia. Dexia derecognises all or part of a financial asset if the contractual rights to the cash flows from the financial asset expire, including substantial changes to its contractual terms (see 1.1.6.2.4. Accounting for early repayments and restructuring of loans), or if these contractual rights to receive the cash flows of the financial asset or substantially all of the risks and rewards of ownership are transferred. In this case, any rights or obligations created or retained at the time of transfer are recognised separately as assets and liabilities.

Dexia recognises the financial liabilities on its balance sheet when it becomes party to the contractual provisions of the instrument. Dexia derecognises financial liabilities only when they are extinguished, i.e. when the obligation specified in the contract is discharged or cancelled or expires. A financial liability may also be derecognised as a result of substantial changes in its contractual terms.

1.1.6.2. Classification and measurement of financial assets

On initial recognition of a financial asset, Dexia first assesses the contractual terms of the instrument in order to classify it as an equity instrument (according to the definition in IAS 32 from the issuer's perspective) or a debt instrument.

An equity instrument is defined as any contract that evidences a residual interest in the assets of an entity after deducting all of its liabilities. In order to satisfy this condition, Dexia verifies that the instrument includes no contractual obligation for the issuer to deliver cash or another financial asset or to exchange financial assets or financial liabilities with another entity under conditions that are potentially unfavourable to

the issuer. Puttable instruments do not meet the definition of equity instruments.

Any instruments issued which do not meet the criteria of equity instruments are classified as debt instruments by Dexia.

1.1.6.2.1. Classification and measurement of debt instruments

On initial recognition, debt instruments are classified as measured at Amortised Cost (AC), Fair Value through Other Comprehensive Income (FVOCI) or Fair Value Through Profit or Loss (FVTPL). The classification of debt instruments is based on both: the contractual cash flow characteristics of the assets and the entity's business model for managing these assets.

Assessment whether contractual cash flows are solely payments of principal and interest (SPPI)

The SPPI assessment is relevant for debt instruments to assess whether they are allowed to be measured at AC and FVOCI. Contractual cash flows that are solely payments of principal and interest on the principal amount outstanding are consistent with a basic lending arrangement. In a basic lending arrangement, interest is mainly consideration for the time value of money and credit risk, and can also include consideration for other basic lending risks (liquidity risk) and costs (administrative costs) associated with holding the financial asset for a period of time, as well as a profit margin. For the purpose of this assessment, principal is defined as the fair value of the financial asset on initial recognition.

In assessing whether the contractual cash flows are SPPI, Dexia considers the contractual terms of each instrument, particularly those that could change the timing or amount of contractual cash flows. In making the assessment, Dexia applies judgment when considering whether certain contractual features, such as interest rate reset frequency or non-recourse features, significantly affect future cash flows.

A contractual term that permits the borrower or the lender to prepay or to put the debt instrument back to the issuer before maturity remains consistent with SPPI cash flows, provided the prepayment amount substantially represents the principal remaining due and accrued but unpaid contractual interest, which may include a reasonable compensation. Such compensation can be either positive or negative. Judgment is required when assessing whether compensation paid or received on early termination of lending arrangements results in cash flows that are not SPPI.

Dexia's debt instruments are mainly SPPI which includes vanilla floating or fixed rate loans or securities. Dexia's non-SPPI debt instruments include some structured loans to local public entities with a contractual interest rate based on a formula with leverage effect, indexed on currency exchange rates or long term interest rate index (such as "Constant Maturity Swap" rates).

Business model assessment

The business model assessment is done on a portfolio basis and is relevant for debt instruments to assess whether they are allowed to be measured at AC and FVOCI.

The business model reflects how a group of debt instruments is managed based on objectives determined by the key management personnel of Dexia. A business model is a matter of fact and typically observable and is determined at a level that reflects how groups of financial assets are managed together to achieve a particular business objective and depending on how cash flows are generated (collecting contractual cash flows and/or selling the assets).

To determine the classification and measurement of financial assets, three different business models shall be distinguished:

- a business model whose objective is to collect contractual cash flows over the life of the instrument;
- a business model whose objective is achieved by both collecting contractual cash flows and selling financial assets;
- and other business models including held for trading, where collecting contractual cash flows is only incidental.

Dexia exercises judgment to determine the appropriate level at which to assess its business models.

Any significant sale project of a financial asset that is managed within the business model whose objective is to collect contractual cash flows over the life of the instrument is subject to analysis and validation by the Transaction Committee, acting as a competence center at Group level, and approval by the Management Committee and the Board of Directors.

Debt instruments measured at Amortised Cost (AC)

A debt instrument is classified as measured at AC if it meets the following conditions:

- it is held within a business model whose objective is to hold financial assets to collect the contractual cash flows; and
- the contractual terms of the financial asset give rise, on specified dates, to cash flows that are solely payments of principal and interest on the principal amount outstanding (SPPI).

Sales are not an integral part of the amortised cost business model but may be consistent with this business model if the realisation of disposals is close to the maturity of the instrument and for an amount close to the remaining contractual cash flows, or due to an increase in the counterparty's credit risk. Sales imposed by regulatory requirements or to manage the concentration of credit risk (without an increase in the asset's credit risk) are also consistent with this business model when they are infrequent or insignificant in value.

Dexia recognises debt instruments at AC initially at fair value plus transaction costs and subsequently at amortised cost, adjusted for any allowances for expected credit losses (ECL). Interest is calculated using the effective interest rate method and recognised in net interest income.

The effective interest rate (except for purchased or originated credit impaired assets) is the rate that exactly discounts estimated future cash payments or receipts through the expected life of the financial instrument, to the gross carrying amount of the financial asset not considering the expected credit losses.

Debt instruments measured at Fair Value through Other Comprehensive Income (FVOCI)

A debt instrument is classified as measured at FVOCI if it meets the following conditions:

- it is held within a business model whose objective is achieved by both collecting the contractual cash flows and selling financial assets; and
- the contractual terms of the financial asset give rise, on specified dates, to cash flows that are SPPI.

Dexia recognises debt instruments at FVOCI initially at fair value (including transaction costs). Interest is recognised based on the effective interest rate method and recorded in net interest income.

Dexia subsequently measures these instruments at fair value (see 1.1.7. Fair value of financial instruments). Unrealised gains and losses arising from changes in the fair value are recognised within equity under the heading "Changes in FV of debt instruments at FVOCI".

When assets are disposed of, Dexia recycles the related accumulated fair value adjustments in the income statement in "Net gains (losses) on financial instruments measured at FVOCI".

Debt instruments measured at Fair Value Through Profit or Loss (FVTPL)

All other debt instruments are classified in the FVTPL category and consist of assets:

- not held in a business model whose objective is to hold assets to collect contractual cash flows or within a business model whose objective is achieved by both collecting contractual cash flows and selling financial assets. This is the case for financial assets held with an objective of realising cash flows through the sale of these assets and for which the collection of contractual cash flows is only incidental. Moreover, this is the case for a portfolio of financial assets which fall within the definition of assets held for trading acquired for generating a profit from short-term fluctuations in price or dealer's margins, or included in a portfolio in which a pattern of short-term profit-taking exists.

- or alternatively, held in such business model but the contractual terms of the instrument give rise, on specified dates, to cash flows that are not SPPI.

These assets are mandatorily measured at FVTPL.

Dexia initially recognises and subsequently re-measures loans and debt securities held for trading and non-trading assets mandatorily measured at FVTPL in the line "Financial assets at fair value through profit or loss" at their fair value, with all realised and unrealised gains and losses recorded in the income statement under "Net gains (losses) on financial instruments at fair value through profit or loss". According to Dexia's accounting policy choice, interest income is accrued using the effective interest rate method and is recognised in net interest income.

Debt instruments designated at Fair Value Through Profit or Loss (FVO)

In some cases and if appropriately documented, Dexia can irrevocably designate, on initial recognition, a financial asset that otherwise meets the requirements to be measured at AC or at FVOCI as measured at FVTPL (Fair Value Option (FVO)) where such designation eliminates or significantly reduces a measurement or recognition inconsistency ("accounting mismatch") that would otherwise arise.

Unrealised gains and losses on these assets are recorded in the income statement under "Net gains (losses) on financial instruments at fair value through profit or loss". According to Dexia's accounting policy choice, interest is recognised in net interest income.

Dexia has no debt instruments designated at fair value through profit or loss.

Reclassifications between categories

Financial assets are not reclassified subsequent to their initial recognition, except in the period after Dexia exceptionally changes its business model for managing financial assets. A reclassification only occurs when a change in business model is determined by the senior management of Dexia as a result of external or internal changes that are significant to Dexia's operations (for example, in the event of the acquisition, disposal or termination of an important activity) and demonstrable to external parties.

The reclassification of assets applies prospectively from the start of the first reporting period following the change in business model. Any previously recognised gains, losses (including impairment gains or losses) and interests are not restated.

At the first application of IFRS 9, and consistently with the Orderly Resolution Plan, approved by the European Commission in 2012, which requires Dexia to manage the residual assets in run-off without any new commercial activity and without accelerated sale, the majority of Dexia's financial assets were held with an objective to collect the cash flows over the life of these assets. Another part of Dexia's financial assets were managed within a collect and sale business model.

The change in Dexia's business model decided by the Board of Directors in 2019 in view of the evolving supervisory requirements led to the reclassification on 1st January 2020 of portfolios of financial assets from "financial assets at amortised cost" to "financial assets at fair value through profit or loss" for the assets designated to be sold and "financial assets at fair value through other comprehensive income" for the assets for which the decision of disposal has not been taken so far.

In the case of the reclassification of financial assets into the "fair value through profit or loss" category, Dexia measures their fair value at the reclassification date and any gain or loss arising from a difference between the previous amortised cost of the financial asset (adjusted for fair value changes attributable to the interest risk being hedged) and the fair value is recognised in profit or loss and presented on a separate line in the income statement under "Net gains or losses resulting from the reclassification of financial assets at amortised cost to financial assets at fair value through profit or loss".

In the case of the reclassification of financial assets into the "fair value through other comprehensive income" category, Dexia measures their fair value at the reclassification date and any gain or loss arising from a difference between the previous amortised cost of the financial asset (adjusted for fair value changes attributable to the interest risk being hedged) and the fair value is recognised in other comprehensive income. The effective interest rate and the measurement of expected credit losses are not adjusted as a result of the reclassification.

On the reclassification of financial assets into the "fair value through profit or loss" category, the hedging relationships for interest rate risk are discontinued. These derivatives that can no longer be considered as hedging derivatives from the accounting point of view are classified as Held-for-trading derivatives. The interest rate risk of these assets is still economically hedged by these derivatives but other types of risk, and in particular credit risk, are not hedged.

1.1.6.2.2. Classification and measurement of investments in equity instruments

Financial equity instruments within the scope of IFRS 9 are classified in one of the following categories:

- Mandatorily measured at Fair Value Through Profit or Loss (FVTPL) as non-SPPI financial instrument;
- Equity instruments designated at Fair Value through Other Comprehensive Income (FVOCI).

Dexia does not have any equity securities held-for-trading.

Dexia initially recognises and subsequently measures assets mandatorily measured at FVTPL at their fair value in the line "Financial assets at fair value through profit or loss". All realised and unrealised gains and losses and dividend income from investments in equity instruments measured at FVTPL are recorded in the income statement under "Net gains (losses) on financial instruments at fair value through profit or loss".

At initial recognition and on a case by case basis, Dexia can make an irrevocable election to include equity investments not held for trading in the FVOCI category under "Financial assets at fair value through OCI". These instruments are subsequently measured at fair value with all changes recognised in other comprehensive income under "Changes in FV of equity instruments at FVOCI" and without any recycling into the income statement. Upon disposal of the investment, Dexia reclassifies the realised amounts within equity and presents them under the heading "Consolidated reserves". Assets classified into this category are not subject to impairment.

Dividend income from investments in these equity instruments designated at FVOCI are recognised in the income statement under "Net gains (losses) on financial instruments measured at FVOCI".

1.1.6.2.3 Classification and measurement of derivative instruments (trading and hedging)

When a derivative is not designated in a hedge accounting relationship, it is deemed to be held for trading. The main types of Dexia's derivatives are the currency and the interest rate derivatives but Dexia also makes use of credit derivatives and equity derivatives. Dexia initially and subsequently measures all derivatives at the fair value obtained from quoted market prices, discounted cash flow models or pricing models, as appropriate.

When market conditions change (e.g. valuation of floors or the Funding Value Adjustment (FVA)) for instruments, models are adapted using best market practice. Similarly, some models or their application may change in accordance with better product expertise (CVA, DVA, etc.) or the development of activities.

Dexia reports derivatives as assets when fair value is positive and as liabilities when fair value is negative.

Trading derivatives

Derivative instruments which are not designated in a hedge relationship are measured at fair value through profit or loss and Dexia makes a distinction as follows:

- derivatives that are held with a hedging intent but for which hedge accounting cannot be or is not applied (economic hedge). All changes in fair value are recognised in the income statement under "Net gains (losses) on financial instruments at fair value through profit or loss". Interest is recognised in net interest income.
- derivatives held without hedging intent (trading derivative). All fair value changes on such derivatives as well as interests generated by these instruments are recognised under "Net gains (losses) on financial instruments at fair value through profit or loss".

Dexia treats derivatives embedded in financial liabilities as separate derivatives:

- when their risks and characteristics are not closely related to those of the host contract;
- when a separate instrument with the same terms as the embedded derivative would meet the definition of a derivative; and

- when the hybrid contract is not carried at fair value with unrealised gains and losses reported in the income statement. Dexia reports embedded derivatives which were separated under the same heading as the host contract.

Hedging derivatives

Hedging derivatives are derivatives which are specifically designated in a hedge relationship and they are measured based on the type of hedging relationship. The accounting of such derivatives is detailed in the section 1.1.10. "Hedging derivatives".

1.1.6.2.4. Accounting for early repayments and restructuring of loans

Dexia has determined the accounting principles applicable to the restructuring of loans in accordance with B3.3.6 of IFRS 9 dealing with the restructuring of financial liabilities.

Restructured and modified financial assets

When a financial asset restructuring takes place, each case is considered individually. Modifications represent contract amendments that result in an alteration of future contractual cash flows. The method of accounting for restructured and modified loan and early repayment indemnities differ depending on whether or not the restructuring results in terms that are substantially different from those set initially.

A substantial modification of the terms of an existing financial asset is accounted for as an extinguishment of the original financial asset and the recognition of a new financial asset. A restructuring that leads to a derecognition is not considered as a sale of a financial asset within a business model whose objective is to hold the asset to collect the contractual cash flows over the life of the asset.

The following factors are the main considerations in determining if the terms of the asset after restructuring must be considered as substantially different on a qualitative basis :

- SPPI / Non SPPI nature of the contractual cash flows;
- the currency that the debt instrument is denominated in;
- the interest rate;
- conversion features attached to the instrument;
- changes in covenants;
- change in counterparty.

Moreover, in accordance with B3.3.6 of IFRS 9, Dexia considers that the terms are substantially different when the net present value of the cash flows under the new terms, including any fees paid net of any fees received, is at least 10% different from the net present value of the remaining cash flows from the original loan.

Where the modification does not result in a derecognition, any difference between the modified contractual cash flows discounted at the original EIR and the existing gross carrying value of a financial asset is recognised immediately in the income statement in "Net gains (losses) on financial assets instruments at FVOCI" or "Net gains (losses) on financial assets measured at AC" based on the classification of the asset.

A restructuring or modification of a financial asset measured at AC or of a financial asset measured at FVOCI could lead to a substantial change in the terms and conditions, resulting in the original financial asset being derecognised. The early repayment indemnity is recognised immediately in the income statement in "Net gains (losses) on financial instruments measured at FVOCI" or "Net gains (losses) on financial assets measured at AC" based on the classification of the asset. A new financial asset is recognised at fair value.

1.1.6.2.5. Impairment on financial assets

The IFRS 9 standard introduced in 2018 an impairment model of financial assets based on expected credit losses (ECL). This impairment model applies to debt instruments (loans or bonds) measured at amortised cost or measured at fair value through OCI as well as lease receivables and trade receivables. This impairment model also applies to Dexia's off balance sheet undrawn loan commitments and financial guarantees given.

In this model, each financial instrument (except assets that are purchased or originated in default) is allocated amongst 3 stages depending of the evolution of credit risk since initial recognition:

- Stage 1 : Financial instruments that have not deteriorated significantly in credit quality since initial recognition
- Stage 2 : Financial instruments that have deteriorated significantly in credit quality since initial recognition but that do not have objective evidence of a credit loss
- Stage 3 : Financial assets that have objective evidence of impairment at the reporting date, i.e. the related counterparty is identified as defaulted.

This classification is reassessed on a quarterly basis. An exposure that has been classified in stage 3 may revert to stage 1 or 2 if it no longer meets the default criteria. An exposure that has been classified in stage 2 may revert to stage 1 if it no longer presents a significant increase in credit risk since its initial recognition.

A loss allowance is defined according to the stage in which the financial instrument is allocated:

- when the financial instrument is in stage 1, the amount of loss allowance is equal to 12-month expected credit losses corresponding to the lifetime cash-shortfall that would be a result of a default occurring in the next 12 months, weighted by the probability that the default occurs during this 12 months period.
- when the financial instrument is in stage 2 and 3, the amount of loss allowance is equal to lifetime expected credit losses, corresponding to the lifetime cash-shortfall that would result in case of a default occurring over the life of the instrument, weighted by the default probability (PD) that the default occurs over the residual maturity of the instrument.

Interest revenue for financial assets allocated in Stage 1 or 2 are calculated by applying the Effective Interest Rate (EIR) to the gross carrying amount, while for financial assets in stage 3, EIR is applied to amortised cost.

Dexia does not apply the simplified approach allowed by IFRS 9 for trade receivables (that have a significant financing component) or lease receivables. The ECL calculation of these assets follows the general approach described below.

Significant Increase in Credit Risk (SICR)

For financial instruments which do not show objective evidence of impairment, and which, therefore, shall be allocated to either stage 1 or 2, Dexia developed an approach based on both a qualitative and a quantitative test to assess if there is any significant increase in credit risk since initial recognition.

The quantitative test involves comparing the average probability of default (measured over the cycle) of the contract at the closing date and at the inception date. This variation of PD is then normalised by the lifetime average through the cycle PD of the contract at the inception date. These PDs are considered over a time horizon equal to the initial maturity of the financial instrument.

If the variation is above a given threshold, then, the variation of the PDs indicates that there is a significant deterioration of

credit risk and that the financial instrument shall be allocated to Stage 2. This threshold is included in regular validation processes by governance bodies.

Regulatory accounting and prudential requirements also make it possible to assume that the credit risk on a financial instrument has not increased significantly since initial recognition if the financial instrument presents a low credit risk on the reporting date. Although credit institutions have the possibility, for assets with "low credit risk", not to measure the significant deterioration in credit risk since origination, and thus to allocate the assets concerned directly in stage 1, the use of this exemption must be limited, and in particular can only apply to securities positions in the portfolio.

The qualitative part of the approach, relying on forward looking counterparty specific indicators, consists of allocating to stage 2 exposures which are closely followed up under the watch list process, that have been granted forbearance⁽¹⁾ measures or that belong to a sensitive economic sector⁽²⁾.

IFRS 9 standards indicate that regardless of the way in which an entity assesses significant increases in credit risk, there is a rebuttable presumption that the credit risk on a financial asset has increased significantly since initial recognition when contractual payments are more than 30 days past due. Given Dexia's portfolio characteristics and especially its significant public sector sub-portfolio, administration procedures may delay contractual payments. Therefore, for this type of population, a first analysis is performed to ensure that this delay is not relating to administrative procedures, and if not, then the presumption applies and any exception is analysed and documented individually.

The PD at origination is not expected to be modified and is determined once and for all for each exposure. However, if the contractual terms of a financial asset are restructured (i.e. renegotiated or refinanced), and if this restructuring leads to a derecognition according to IFRS 9 accounting rules, the restructured asset is considered as a new asset. This new asset is either recognised as a POCI (Purchased or Originated Credit Impaired) if it meets the identification criteria for these types of assets and in this case a life-time ECL will be recognised, or it is initially recognised in Stage 1. The test of SICR is then performed on the new characteristics of the restructured asset. The PD at origination is therefore updated given the rating of the counterparty at the restructuring date and the maturity of the restructured financial asset.

Measurement of Expected Credit Losses

Expected Credit Losses calculation for financial instruments classified in Stage 1 or 2

- **Forward Looking:** The calculation of Expected Credit Losses is a function of rating migration probabilities, default probabilities (PD), Loss Given Default (LGD) and Exposure at Default (EAD) parameters. The rating migration probabilities, PD and LGD are point in time and forward looking, meaning they take into account current and forecasted macroeconomic conditions.

Dexia developed internal ratings models based on sectors segmentation as well as best estimate average PD, rating migrations and LGD models, built on a multi-year horizon based on historical data.

These best estimate parameters have been adjusted to derive IFRS 9 Point in Time (PIT) PD and LGD models which cap-

ture dependencies between various macroeconomic variables and risk parameters and are built statistically by finding historical relations between them. The most relevant macroeconomic variables include GDP, unemployment rate, Inflation, GDP growth, as well as yields and interest indicators. This approach facilitates projecting PD, rating migrations and LGD given any state of the economy.

The PIT rating migration probabilities, default probabilities and LGD are backtested on a regular basis according to Dexia's internal backtest policy. The results of these backtests are submitted to the internal validation department and presented to the management bodies.

- **Scenarios:** Dexia developed ECL projections for 3 macroeconomic scenarios: baseline, upward and downturn, the last two defined symmetrically around the baseline. The baseline macroeconomic scenario consists of predictions over a 3 year-time horizon on a number of macroeconomic and financial market data obtained from the international institutions. For the preparation of the consolidated financial statements as of 31 December 2021, Dexia used a macroeconomic scenario based on the projections published by either the ECB in June 2021 or by the national regulators when those are available. The projections are discussed by the working group, combining experts from the Risk and Finance functions, who can additionally overrule certain forecasts if appropriate.

The methodology to construct the upturn and downturn scenarios is based upon the historical error range observed between economic forecasts and empirical observations. Probability-weighted ECLs are then obtained by weighting the various scenario ECL outcomes with probabilities of the two alternative scenarios.

- **Cure rate:** The probability that a counterparty cures the default to return to a normal situation (i.e. with zero loss) is taken into account in all risk parameters estimations.

- **Credit Risk Mitigants:** The credit risk deterioration is measured by the default risk evolution of the original counterpart. The guarantors contractually allocated to the exposure (for example the credit risk enhancer) are taken into account in the calculation of credit risk expected loss by applying the probability of double default of both the borrower and the guarantor. The other guarantees (like the mortgages, pledges, cash collateral) when they are not recognised separately are taken into account in the calculation of expected credit loss by reducing the loss in case of default.

- **Discounting:** Yearly probability weighted ECLs are discounted to the reporting date by the effective interest rate. For instruments in Stage 1 and Stage 2, interest revenue is calculated based on the gross carrying amount of the instrument according to models defined for different sub-portfolios of Dexia.

Expected Credit Losses calculation for financial instruments classified in Stage 3

Expected credit losses are defined according to the individual characteristics of the exposure, mainly by applying cash flow models, by comparison to the financial structure of similar counterparties, by analysing the borrower's repayment ability or by taking into account the collateral value. In some marginal cases, no impairment may be allocated, especially when the collateral value exceeds the value of the debt instrument. For instruments in Stage 3, interest revenue is calculated on the amortised cost (i.e., the gross carrying amount after deducting the impairment loss allowance).

When Dexia has no reasonable expectations of recovering a financial asset in its entirety or a portion thereof, the gross

(1) Forbearance measures includes restructurings with concessions granted to counterparties facing financial difficulties.

(2) Sensitive sectors are economic sectors which demonstrate indication(s) of elevated credit risk.

carrying amount of a financial asset is reduced. Dexia policy is therefore to recognize a loss through profit or loss upon debt forgiveness which means that no enforcement activity will take place anymore.

New Definition of Default

See note 1.1.2.4. New Definition of Default.

Accounting treatment of expected credit losses

Dexia recognizes the changes in the amount of expected credit losses related to debt instruments, loan commitments and financial guarantee contracts in profit or loss in "Cost of credit risk" as an impairment gain or loss.

For off balance sheet undrawn loan commitments and financial guarantees given, expected credit losses are booked on the liability side of Dexia's Balance sheet.

For purchased or originated credit impaired financial assets, the amount of loss allowance recognised in profit or loss is the cumulative changes in lifetime expected credit losses since initial recognition. The amount of favorable change in lifetime expected credit losses is recognised in profit or loss as an impairment gain.

1.1.6.3. Classification and measurement of financial liabilities

1.1.6.3.1. Liabilities at amortised cost

Dexia recognises Interbank and customer borrowings and debt securities initially at fair value, being generally their issue proceeds, net of any transaction costs incurred. Subsequently, borrowings and debt securities are stated at amortised cost. Dexia recognises any difference between their initial carrying amount and the redemption value in the income statement over the period of the liability using the effective interest rate method.

1.1.6.3.2. Liabilities held for trading

Liabilities held for trading are subject to the same accounting rules as those for loans and debt securities held for trading.

1.1.6.3.3. Liabilities designated at Fair Value Through Profit or Loss (FVO)

In some cases, and if appropriately documented, Dexia can irrevocably designate, on initial recognition, a financial liability as to be measured at Fair Value Through Profit or Loss (Fair Value Option (FVO)) where:

- such designation eliminates or significantly reduces a measurement or recognition inconsistency ("accounting mismatch") that would otherwise arise;
- a group of financial liabilities is managed, and its performance is evaluated on a fair value basis, in accordance with a documented risk management or investment strategy;
- a hybrid instrument with one or multiple separable embedded derivatives.

For subsequent measurement, Dexia recognises unrealised gains or losses on financial liabilities designated as at Fair Value Through Profit or Loss as follows:

- changes in the fair value attributable to own credit risk are recorded in equity under the dedicated heading "Changes in fair value of financial liabilities designated at Fair Value Through Profit or Loss attributable to own credit risk" within "Gains and losses directly recognised in equity";
- the remaining amount of change in the fair value is presented in profit or loss under "Net gains (losses) on financial instruments at fair value through profit or loss".

When liabilities designated as at fair value through profit or loss are derecognised, amounts in equity relating to own credit risk are not recycled to profit or loss. Dexia reclassi-

fies these realised amounts within equity and presents them under the heading "Consolidated reserves".

However, if the treatment of liabilities designated as at fair value through profit or loss as described above would create an accounting mismatch in profit or loss, all changes in the fair value are presented by Dexia in profit or loss.

According to Dexia's accounting policy choice, interest is recognised in net interest income.

1.1.7. FAIR VALUE OF FINANCIAL INSTRUMENTS

1.1.7.1. Valuation principles

IFRS 13 defines Fair value as the price that would be received to sell an asset or paid to transfer a liability in an orderly transaction between market participants at the measurement date. Quoted market prices in an active market for identical instruments are to be used as Fair value, as they are the best evidence of the Fair value of a financial instrument. The determination whether or not there is an active market is based on criteria such as volume traded, market liquidity, bid offer spread etc.

If a financial instrument is not traded on an active market, recourse is provided by valuation models. The objective of a valuation model is to determine the value that is most representative of Fair value under current market conditions. Dexia's valuation techniques maximise the use of relevant observable inputs and minimise the use of unobservable inputs.

The valuation model should take into account all factors that market participants would consider when pricing the asset. Measuring the Fair value of a financial instrument requires consideration of current market conditions. To the extent that observable inputs are available, they should be incorporated into the model.

Financial assets and liabilities recognised at Fair value or for which Fair value is calculated for disclosures are categorised into one of three Fair value hierarchy levels. The following definitions used by Dexia for the hierarchy levels are in line with IFRS 13 texts :

- Level 1: quoted prices (unadjusted) in active markets for identical assets and liabilities;
- Level 2: valuation techniques based on inputs other than quoted prices included within Level 1 that are observable, either directly or indirectly.
- Level 3: valuation techniques for which significant inputs are not based on observable market data.

According to Dexia's policy, transfers between levels of the fair value hierarchy are performed at fair value at the end of the reporting period.

1.1.7.2. Valuation techniques

Dexia's approach to the valuation of its financial instruments (instruments at fair value through profit or loss, assets measured at fair value through other comprehensive income and valuations for disclosures) can be summarised as follows:

1.1.7.2.1. Financial instruments measured at fair value (held for trading, non-trading instruments mandatorily measured at fair value through profit or loss, fair value option, measured at fair value through other comprehensive income, derivatives)

Financial instruments measured at fair value for which reliable quoted market prices are available

If the market is active, market prices are the most reliable evidence of fair value and therefore shall be used for valuation purposes.

The use of market prices quoted in an active market for identical instruments with no adjustments qualifies for inclusion in level 1 within IFRS 13 fair value hierarchy, contrary to the use of quoted prices in inactive markets or the use of quoted spreads

Financial instruments measured at fair value for which no reliable quoted market prices are available and for which valuations are obtained by means of valuation techniques

Dexia's approach to the valuation of its financial instruments is based as much as possible on observable market data. These valuations are based on independent external market data providers and standard quantitative approaches. The Market Risk department regularly monitors the quality of valuations:

- the valuations of derivatives are compared with those provided by a number of counterparties and analysed monthly during an ad hoc committee;
- transaction execution levels are used to ensure the quality of the valuation approaches;
- the valuation approaches are regularly reviewed and are subject to validation by a Validation team.

In order for a Fair value to qualify for level 2 inclusion, observable market data should be significantly used. The market data that Dexia incorporates in its valuation models are either directly observable data (prices), indirectly observable data (spreads) or deducted from observable data (price or spread) for similar instruments. Fair value measurements that rely significantly on unobservable data or on own assumptions qualify for level 3 disclosure.

The Fair value governance involves several committees that deal with valuation issues. The highest one, the Management Board supervises major decisions taken by lower level committees (Market Risk Committee and Validation Advisory Committee). This governance ensures a strong control framework for valuation issues as well as the independence between the Front Office, Market Risk and Validation teams, with the aim of producing reliable valuation estimates for the risk monitoring of the trading activity as well as for a fair presentation of the financial and solvency situation of the Group. Dexia's general valuation principals ensure the use of quoted and observable prices when available or valuation models that take into account all factors that market participants would consider. Models are developed by the Market Risk department based on the information provided by the Front Office and are validated by a Validation team. Depending on their availabilities, data may come from different sources as tradable or indicative quotes. An inventory of the products is regularly produced, with their main features, their materiality and their model status.

For bonds and loans for which no active market exists, Dexia maximises the use of market data.

Dexia uses a discount cash flow model, based on a credit spread. The credit spread is estimated from market data which are directly available from external contributors (for example Bloomberg, Market) or, when there is no data available for a given instrument, from the issuer credit curve which is adjusted to take into account the characteristics of the specific instrument (maturity,...), or, if the issuer curve is not available, from available market data for similar instruments (for example from the same economic sector, rating, currency).

Concerning the valuation of derivatives, Dexia adjusts the market value to take into account credit risks (Credit Valu-

ation Adjustment (CVA) / Debit Valuation Adjustment (DVA)) and funding costs (Funding Valuation Adjustment (FVA)).

A CVA reflects the counterparty's risk of default and a DVA reflects Dexia's own credit risk.

When determining the CVA / DVA, Dexia considers two different markets:

- The market of collateralised derivatives, where there is a daily exchange of collateral, for which the CVA / DVA is calculated based on expected changes of value over a margin period of risk.
- The market of uncollateralised derivatives, where there is a risk on the fair value of the derivative at the balance sheet date and also on the expected change of value over the life of the derivative.

Based on projections, positive expected exposures are used for a CVA calculation and negative expected exposures are used for a DVA calculation.

For CVA/DVA calculation, the Probability of Default (PD) parameters are based on market data and market conventions. The Loss Given Default (LGD) parameters are based on market conventions or on internal statistical data taking into account observed recovery rates.

Based on the assumptions that market participants would consider when determining the fair value, Dexia uses an overnight rate (OIS) discounting curve for all derivatives, regardless if they are collateralised or not.

A Funding Valuation Adjustment (FVA) takes into account the funding costs associated with its uncollateralised derivative positions. As these uncollateralised derivatives are not subject to margin calls, the bank benefits from savings in funding or bears the cost depending on the direction of their net balance sheet position, and on the market values of these derivatives. The level of funding costs used in determining the FVA reflects the funding of the exposure related to uncollateralised derivatives at rates different from overnight rates.

Regarding the valuation of assets, Dexia takes into account the prepayment risk associated with these assets.

Dexia will continue to improve its models in future periods and taking into account the market practices.

1.1.7.2.2. Financial instruments measured at amortised cost (valuations in disclosures on fair value)

These instruments are valued using the same approach as described above for instruments recognised at fair value on the balance sheet.

1.1.8. INTEREST INCOME AND EXPENSE

For all interest bearing instruments, excluding trading derivatives measured at fair value through profit or loss and including economic hedging derivatives that are held for risk management purposes but for which hedging accounting is not applied, interest income and expense are recognised in the income statement in net interest income on an accrual basis using the effective interest rate method based on the initial carrying value (including transaction costs).

Transaction costs are the incremental costs that are directly attributable to the acquisition of a financial asset or liability. An incremental cost is one that would not have been incurred if the entity had not acquired the financial instrument.

Accrued interest is reported in the same line as the related financial asset or liability in the balance sheet.

Interest income and expenses on derivatives are presented on a gross basis by instrument.

Following the decision of IFRS IC and according to the view of the European Banking Authority (EBA), Dexia presents nega-

tive remuneration on assets together with interest expense and positive remuneration on liabilities together with interest income.

1.1.9. FEE AND COMMISSION INCOME AND EXPENSE

Revenue is measured based on the consideration specified in a contract with a customer and excludes amounts collected on behalf of third parties. Dexia recognises revenue when it transfers the control over a product or service to a customer. Commissions and fees arising from most of Dexia's activities are recognised on an accrual basis over the life of the underlying transaction.

Commissions and fees arising from negotiating, or participating in the negotiation of a transaction for a third party, such as the arrangement of the acquisition of loans, equity securities or other securities or the purchase or sale of businesses, are recognised when the significant act has been completed. According to IFRS 9, loan commitment fees are recognised as part of the effective interest rate according to IFRS 9 if the loan is granted, and recorded as revenue on expiry if no loan is granted.

Fees that are not an integral part of the effective interest rate are accounted for under IFRS 15. These include fees charged for servicing a loan, commitment fees to originate a loan when the loan commitment is not measured at fair value through profit or loss and it is unlikely that a specific lending agreement will be entered into, and loan syndication fees received by Dexia that arranges a loan and retains no part of the loan package for itself (or retains a part at the same effective interest rate for comparable risk as other participants).

Financial guarantee contract fees that are not designated at fair value through profit or loss and not in the scope of IFRS 4 "Insurance contracts" are recognised in accordance with IFRS 15.

1.1.10. HEDGING DERIVATIVES

While awaiting the future standard on macro hedging, and as permitted under IFRS 9, Dexia continues to apply the current hedge accounting requirements (IAS 39) for all its micro and macro-hedge relationships.

Hedging derivatives are categorised as either:

- a hedge of the fair value of a recognised asset or liability or a firm commitment (fair value hedge); or
- a hedge of a future cash flow attributable to a recognised asset or liability or a forecast transaction (cash flow hedge); or
- a hedge of a net investment in a foreign operation.

Dexia designates derivatives as hedging instruments if certain criteria are met:

- formal documentation of the hedging instrument, hedged item, hedging objective, strategy and relationship is available before hedge accounting is applied;
 - the hedge is documented in such a way as to show that it is expected to be highly effective both prospectively and retrospectively in offsetting changes in the fair value or cash flows attributable to the hedged risk in the hedged item throughout the reporting period; and
 - the hedge is effective at inception and on an ongoing basis.
- Dexia records changes in the fair value of derivatives that are designated, and qualify for hedge accounting, as fair value hedges in the income statement, along with the corresponding change in fair value of the hedged assets or the liabilities that is attributable to that specific hedged risk.

If the hedge no longer meets the criteria for a fair value hedge and the hedged item is still recognised, Dexia amor-

tises the adjustment to the carrying amount of a hedged interest bearing financial instrument to the income statement over the remaining life of the hedged or hedging instrument if shorter by an adjustment of the yield of the hedged item.

Dexia recognises the effective part of the changes in the fair value of derivatives that are designated and qualify for hedge accounting as cash flow hedges, in "Other comprehensive income" under the heading "Unrealised or deferred gains and losses" (see "Consolidated statement of changes in equity"). Any non-effective portion of the changes in the fair value of the hedging instrument is recognised in the income statement under "Net gains (losses) on financial instruments at fair value through profit or loss". Changes in the fair value of derivatives in respect of Credit Valuation Adjustment (CVA), Debit Valuation Adjustment (DVA) and Funding Valuation Adjustment (FVA) are recognised in the income statement under "Net gains (losses) on financial instruments at fair value through profit or loss". Amounts deferred in equity are transferred to the income statement and classified as revenue or expense in the periods during which the hedged firm commitment or forecast transaction affects the income statement.

1.1.11. HEDGE OF THE INTEREST RATE RISK EXPOSURE OF A PORTFOLIO

Dexia makes use of the provisions in IAS 39 as adopted by the European Union ("IAS 39 carve-out") because it better reflects the way in which Dexia manages its financial instruments.

Hedge accounting is intended to reduce the interest rate risk exposure stemming from the selected category of assets or liabilities designated as the qualifying hedged items.

Dexia performs a global analysis of interest rate risk exposure. It consists of assessing fixed-rate exposure, and taking into account all the exposure coming from balance sheet and off-balance-sheet items. This global analysis may exclude certain components of the exposure, such as financial market activities, provided that the risk exposure stemming from the excluded activities is monitored on an activity-by-activity basis. Dexia applies the same methodology to select which assets and/or liabilities will be entered into to hedge the interest rate risk exposure of the portfolio. Assets and liabilities are included in all the time buckets of the portfolio. Hence, when they are removed from the portfolio, they must be removed from all the time buckets in which they had an impact. Demand deposits and savings accounts may be included in the portfolio based on a behavioural study for estimating expected maturity date. Dexia may designate as qualifying hedged items different categories of assets or liabilities such as loans or securities measured at amortised cost or fair value through other comprehensive income, etc.

On the basis of this gap analysis, which is realised on a net basis, Dexia defines, at inception, the risk exposure to be hedged, the length of the time bucket, the test method and the frequency of the tests.

The hedging instruments are a portfolio of derivatives, which may contain offsetting positions. Dexia recognises the hedging items at fair value with adjustments accounted for in the income statement.

Dexia reports hedged interest rate risk revaluation of elements carried at amortised cost on the balance sheet under the line "Fair value revaluation of portfolio hedge".

1.1.12. DAY ONE PROFIT OR LOSS

The day one profit or loss is applicable to all transactions measured at fair value through profit or loss.

The day one profit or loss is the difference between:

- the transaction price and the quoted market price; in cases where the transaction is quoted; or
- the transaction price and the fair value determined by using a valuation technique, (mark-to-model) adjusted with some market value adjustments, such as a liquidity adjustment, model adjustment or credit adjustment in cases where the transaction is not quoted.

If Dexia considers the main parameters of the model as observable and if Risk Management validates the model, the day one profit or loss will be recognised immediately in the income statement.

If Dexia considers the main parameters as unobservable or if Risk management does not validate the model, the day one profit or loss will be amortised linearly over the expected life of the transaction. However, if the data becomes observable subsequently, Dexia will recognise the remaining portion of day one profit or loss in the income statement.

In cases of early termination, the remaining portion of day one profit or loss will be recognised in the income statement. In cases of partial early termination, Dexia will recognize in the income statement the part of the day one profit or loss relating to the partial early termination.

1.1.13. TANGIBLE FIXED ASSETS

Tangible fixed assets include material and equipment.

They are stated at their cost less accumulated depreciation and, if any, impairments. Subsequent costs are, where necessary, included in the carrying amount of the asset or recognised as a separate component, if it is probable that future economic benefits will flow to the Group and the cost of the asset can be reliably measured.

Depreciation is calculated using the straight-line method to write down the cost of such assets to their residual values over their estimated useful lives. In order to determine the useful life of an asset, legal or similar limits on the use of the asset, such as the expiry dates of related leases, are taken into account. Thus, the useful life of an asset may be shorter than its economic life.

The main useful lives are as follows:

- Computer equipment: 3 to 6 years;
- Leasehold improvements, equipment and furniture: 2 to 12 years;
- Vehicles: 2 to 5 years.
- Technical installations, fixtures and fittings: 10 to 20 years.

As borrowing costs that are directly attributable to the acquisition, construction or production of a qualifying asset form part of the cost of that asset they are capitalised. Other borrowing costs are recognised as an expense.

Tangible fixed assets are tested for impairment when an indication of impairment loss exists. Where the carrying amount of an asset is greater than its estimated recoverable amount, it is written down to its recoverable amount. Where the recoverable amount of an asset cannot be determined individually the Group determines the recoverable amount of the cash generating unit or group of cash generating units to which the asset belongs. Gains and losses on disposals of property and equipment are determined by reference to their carrying amount and are included under "Net gains (losses) on other assets".

Dexia presents the right-of-use assets related to its lease contracts under "Tangible fixed assets" within the same line item as that within which the corresponding underlying assets would be presented if they were owned (see note 1.1.18.).

1.1.14. INTANGIBLE ASSETS

Intangible assets consist mainly of (a) internally generated and (b) acquired software. The costs associated with maintaining computer software programs are recognised as expense as incurred. However, expenditure that enhances or extends the benefits of computer software programs beyond one year is used to increase the original cost of the software. Computer software development costs recognised as assets are amortised using the straight-line method over their useful lives from the time the software is available for use. This amortisation period is usually between three and five years, except for core business applications, for which the amortisation period can be up to 10 years.

As borrowing costs that are directly attributable to the acquisition, construction or production of a qualifying asset form part of the cost of that asset they are capitalised. Other borrowing costs are recognised as an expense.

Intangible assets (other than goodwill) are tested for impairment when an indication of impairment loss exists. Where the carrying amount of an asset is greater than its estimated recoverable amount, it is written down to its recoverable amount. Gains and losses on disposals of intangible assets are determined by reference to their carrying amount and are included under "Net gains (losses) on other assets".

1.1.15. NON-CURRENT ASSETS HELD FOR SALE AND DISCONTINUED OPERATIONS

Assets (or groups of assets) whose carrying amount will be recovered principally through a sale transaction rather than through continuing use are classified as non-current assets (or disposal groups) "held for sale" if:

- they are available for immediate sale in their present condition; and
- their sale is highly probable within one year.

Dexia measures a non-current asset (or disposal group) classified as held for sale at its carrying amount or at its fair value less costs to sell (whichever is the lower). Non-current assets (or disposal groups) classified as held for sale are presented separately in the balance sheet, without restatement for previous periods. When a disposal group is classified in held for sale, items of Other Comprehensive Income are isolated in a separate publication line in equity. These assets are no longer depreciated once they qualify as assets (or disposal groups) held for sale. Intercompany accounts between the continuing activities and the disposal group held for sale continue to be eliminated.

A discontinued operation is defined as a component of an entity that either has been disposed of or is classified as held for sale and represents a separate major line of business or geographical area of operations. Post-tax profit or loss of discontinued operations is presented under a separate line in the income statement. A restatement for previous periods is performed.

1.1.16. GOODWILL

Dexia has no goodwill on its balance sheet and will not acquire any controlling interests in the future following the orderly resolution plan of the group.

1.1.17. ACCRUALS AND OTHER ASSETS

Accruals and other assets mainly include accrued income (non-interest related), prepayments, operational taxes and other accounts receivable as well as insurance products (reinsurance, insurance premiums receivables, etc.), construction contracts, inventories, plan assets relating to employee ben-

efit obligations. These other assets are measured in accordance with the applicable standard. Plan assets are recognised in accordance with IAS 19 (revised) requirements.

1.1.18. LEASES

As from 1 January 2019, Dexia applies the new IFRS 16 "Leases" to its lease and sublease contracts.

As permitted by the transition requirements of IFRS 16, Dexia applies the new standard to contracts that had been previously identified as leases under IAS 17. For each contract entered into or amended as from 1 January 2019, Dexia assesses whether it is a lease or contains a lease component based on the definition of IFRS 16, which implies, on the one hand, the identification of an asset and, on the other hand, the control of the use of an identified asset:

- the existence of an identified asset will depend on the absence, for the lessor, of substantive substitution rights for the leased asset;
- control of the use of an identified asset throughout the period of use is conveyed where the customer has both the right to obtain substantially all the economic benefits from that use and the right to direct the asset's use.

In accordance with IFRS 16, Dexia does not apply the new standard to leases of intangible assets (eg software).

1.1.18.1. Dexia is the lessee

Dexia grants leases principally for the rental of equipment or real estate.

A lease, as defined by IFRS 16 "Leases" is recognised on Dexia's balance sheet as a right-of-use asset representing the right to use the underlying asset during the term of the contract and a lease liability representing the obligation to make lease payments.

Dexia has elected not to recognise a right-of-use asset and a lease liability for lease contracts that have the term of less than one year (including renewal options) and to leases for which the underlying asset, when new, is of low value (Dexia applies the exemption threshold of EUR 5,000). Lease payments in respect of these contracts are recognised in the income statement as an expense on a straight-line basis over the lease term.

Measurement of the right-of-use asset

The right-of-use asset is initially measured at cost which includes the initial value of the lease liability, plus, any initial direct costs, restoration costs and advance payments less any lease incentives received from the lessor.

Subsequently, the right-of-use asset is depreciated usually on a straight-line basis over the lease term and impairment is recognised if necessary.

Measurement of the lease liability

The lease liability is initially measured at the present value of the lease payments discounted over the lease term.

Lease payments included in the measurement of the lease liability comprise fixed lease payments, variable lease payments that depend on an index or a rate and, if applicable, amounts expected to be payable by the lessee under residual value guarantees, for purchase options or payments of penalties for terminating the lease.

In order to determine the lease term (including for 3-6-9 leases in France), Dexia considers the non-cancellable period of the contract considering, if applicable, any renewal and termination options, if Dexia is reasonably certain to use an

option. In order to assess whether it is reasonably certain to exercise or not to exercise such options, Dexia uses its judgement and considers all relevant facts and circumstances that create an economic incentive for Dexia to exercise or not to exercise these options, including the conditions for exercising these options, substantial changes made to the leased premises, the costs associated with the contract termination, the importance of the leased asset for Dexia's operations as well as the outlook for the future use of the assets. In addition, the assumptions used for the determination of the lease term are consistent with those used for the depreciation period for any fixtures and fittings made under the lease.

The discount rate is the interest rate implicit in the lease or, if that rate cannot be readily determined, the incremental borrowing rate. Generally, Dexia uses its incremental borrowing rate as the discount rate. The discount rate is set by currency and by country of Dexia's entities and considering the borrowing terms of the lessee entity. It reflects the average term weighted by the lease payment flows (duration) of the lease contract.

The lease liability is subsequently measured at amortised cost using the effective interest rate method: it is increased by the interest expense on the lease liability and reduced by lease payments made.

The amount of the lease liability and the right-of-use asset is adjusted later if the lease contract is amended, the lease period is re-estimated, or to account for contractual changes in the rental payments related to the application of indices or rates.

Dexia presents the right-of-use assets under "Tangible fixed assets" within the same line item as that within which the corresponding underlying assets would be presented if they were owned. Lease liabilities are presented within "Accruals and other liabilities".

In the income statement, the depreciation charge for the right-of-use asset is presented under "Depreciation, amortisation and impairment of tangible fixed assets and intangible assets", separately from the interest expense on lease liabilities which is presented under "Interest expense".

In the cash flow statement, cash outflows related to lease liabilities are classified within financing activities for the principal portion and within operating activities for the interest portion.

1.1.18.2. Dexia is the lessor

Dexia grants both operating and finance leases. A lease is classified as a finance lease if the contract transfers substantially all the risks and rewards incidental to ownership of an asset. A contract that is not a finance lease is an operating lease.

The accounting methods applicable to Dexia as a lessor are not different from those that prevailed under IAS 17. However, when Dexia acts as an intermediary lessor, the classification of a sublease contract is made by reference to the right-of-use asset arising from the head lease, and not by reference to the underlying asset.

Revenue from operating leases is recognised in the income statement on a straight-line basis over the lease term. The underlying asset is accounted for in accordance with the accounting policies applicable to this type of asset. For finance leases, Dexia recognises "leases receivable" at an amount equal to the net investment in the lease, which can be different from the present value of minimum lease payments. The interest rate implicit in the lease contract acts as the discount rate. Interest income is recognised over the term of the lease using the interest rate implicit in the lease

1.1.19. SALE AND REPURCHASE AGREEMENTS AND LENDING OF SECURITIES

Securities sold subject to a linked repurchase agreement ("repos") are not derecognised because, despite the transfer of ownership of securities, there is no substantial transfer of risks and rewards and the securities remain in their original category. The corresponding liability is entered under "Interbank borrowings and deposits" or "Customer borrowings and deposits", as appropriate. The asset is reported as "pledged" in the notes.

Securities purchased under agreements to resell ("reverse repos") are recorded as off-balance-sheet items and the corresponding loans recorded as "Interbank loans and advances" or "Customer loans and advances".

The difference between the sale and repurchase price is treated as interest income or expense and is accrued over the life of the agreements using the effective interest rate method.

Securities lent to counterparties are not derecognised but, rather recorded in the financial statements in the same heading.

Securities borrowed are not recognised in the financial statements.

If they are sold to third parties, the gain or loss is entered under "Net gains (losses) on financial instruments at fair value through profit or loss" and the obligation to return them is recorded at fair value under "Financial liabilities at fair value through profit or loss".

1.1.20. CURRENT AND DEFERRED INCOME TAX

Deferred income tax is recognised in full, using the liability method, on temporary differences arising between the tax bases of assets and liabilities and their carrying amounts in the financial statements.

The principal temporary differences arise from the depreciation of property, plant & equipment, the revaluation of certain financial assets and liabilities (including derivative contracts, provisions for pensions and other post-retirement benefits), provisions for loan and other impairments and, in relation to acquisitions, from the difference between the fair value of the net assets acquired and their tax base.

The tax rates used are the rates that are expected to apply to the period when the asset is realised or the liability is settled, based on tax rates (and tax laws) that have been enacted or substantively enacted by the end of the reporting period.

Deferred tax assets and liabilities are not discounted. Deferred tax assets on deductible temporary differences and tax loss carry-forwards are recognised to the extent that it is probable that future taxable profit will be available against which the temporary differences and tax losses can be utilised.

Deferred tax liability is provided on taxable temporary differences arising from investments in subsidiaries, joint ventures and associates, except where the timing of the reversal of the temporary difference can be controlled and it is probable that the difference will not reverse in the foreseeable future.

Current and deferred taxes are recognised under "Corporate income tax" in the income statement together with related interests and penalties if they are deemed equivalent to these taxes. Otherwise interests and penalties on late payments related to income taxes are recognised in the interest margin in net banking income.

Deferred tax related to the fair value remeasurement of assets measured at FVOCI and cash flow hedges, and other transactions recorded directly in equity, are also credited or charged directly to equity.

For current and deferred tax, when there is uncertainty as to the tax treatment, Dexia determines whether it is probable that the relevant authority will accept the tax treatment, assuming that a taxation authority will examine the treatment and will have full knowledge of all relevant information when doing so. If it is probable that a taxation authority will not accept the tax treatment, Dexia reflects this uncertainty when determining the value of tax assets and liabilities following one of the below listed methods which provides better predictions of the resolution of the uncertainty :

- the most likely amount or
- the expected value (sum of the probability-weighted amounts in a range of possible outcomes).

Assets and liabilities resulting from uncertainty over tax treatment are presented as current or deferred tax assets and liabilities under "Current tax assets", "Deferred tax assets", "Current tax liabilities" or "Deferred tax liabilities".

1.1.21. EMPLOYEE BENEFITS

1.1.21.1. Short-term benefits

Short-term benefits, payable before 12 months after the end of the annual reporting period in which the service is rendered, are measured on an undiscounted basis and recognised as an expense.

Employee entitlement to annual leave or long-service leave is recognised when it is granted to the employee. A provision is made for the estimated liability for annual leave and long-service leave as a result of services rendered by employees up to the balance-sheet date.

1.1.21.2. Post-employment benefits

If Dexia has a legal or constructive obligation to pay post-employment benefits, the plan is either classified as "defined benefit" or "defined contribution plan". Dexia offers a number of defined benefits and defined contribution plans, the assets of which are generally held by insurance companies or pension funds. The pension plans are generally funded by payments from both Dexia and its employees.

In some cases, Dexia provides post-retirement health care benefits to its retirees.

1.1.21.2.1. Defined benefit plans

Employee benefit obligations are measured at the present value of the estimated future cash outflows using the interest rates of AA-rated corporate bonds, or A adjusted when maturities are not available in AA, which have terms to maturity approximating to the terms of the related liability. The valuation technique for the assessment of pension expenses incorporates actuarial assumptions comprising both demographic assumptions and financial assumptions such as the inflation rate.

For defined benefit plans, the cost is determined using the Projected Unit Credit Method, under which each period of service gives rise to an additional unit of benefit entitlement and each unit is measured separately to build up the final obligation.

The amount recognised in the balance sheet is the present value of the defined benefit obligation (i.e., the present value of the expected future payments required to settle the obligation resulting from the employee service in the current and prior periods), reduced by the fair value of plan assets at the balance-sheet date. The defined obligation is presented net of plan assets as a liability or an asset. Therefore, an asset may arise where a plan has been overfunded and is recorded separately if this asset is held by a Group entity. Any asset

recognised is limited to the present value of any economic benefits available in the form of refunds from the plan or reductions in future contributions to the plan.

Remeasurements of the net defined benefit liability (asset) comprise actuarial gains and losses, the return on plan assets (excluding net interest) and any change in the effect of the asset ceiling (excluding net interest), and are recognised immediately in other comprehensive income and are not reclassified to profit or loss in a subsequent period.

Current service cost, past service cost (which is the change in the present value of the defined benefit obligation, resulting from a plan amendment or a curtailment) and any gain or loss on settlement are recognised in profit or loss.

When a plan amendment, curtailment or settlement occurs, Dexia recognizes and measures any past service cost, or a gain or loss on settlement, without considering the effect of the asset ceiling. The effect of the asset ceiling is then determined after the plan amendment, curtailment or settlement and any change in that effect is recognized.

The current service cost is determined using actuarial assumptions determined at the start of the reporting period. If a plan amendment, curtailment or settlement occurs, current service cost is determined for the remainder of the reporting period after the plan amendment, curtailment or settlement using the actuarial assumptions used to remeasure the net defined benefit liability (asset).

Net interest on the net defined benefit liability (asset) is recognised in profit or loss. It is calculated by applying the discount rate used to measure the defined benefit obligation to the net defined benefit liability (asset), both as determined at the start of the annual reporting period, and taking account any changes in the net defined benefit liability (asset) during the period as a result of contributions and benefit payments. If a plan amendment, curtailment or settlement occurs, net interest for the remainder of the reporting period is determined using the net defined benefit liability (asset) and the discount rate used to remeasure the net defined benefit liability (asset) after the plan amendment, curtailment or settlement.

As from 31 December 2021 and in accordance with the IFRS IC decision of April 2021, the expense related to certain post-employment benefits is allocated between the date that enables to reach the maximum retirement benefit and the retirement date. This concerns benefits the amount of which depends on the length of employee service with the entity before the retirement age and is capped at a specified number of consecutive years of service, and provided that an employee is still employed by the entity at retirement date.

Qualified external actuaries carry out valuations of these defined benefit obligations. All valuation assumptions and results are reviewed and validated by an external actuary for Dexia that ensures that all calculations are harmonised and calculated in compliance with IAS 19 (as revised in 2011).

1.1.21.2.2. Defined contribution pension plans

Dexia's contributions to defined contribution pension plans are charged to the income statement in the year to which they relate. Under such plans, Dexia's obligations are limited to the contributions that Dexia agrees to pay into the fund on behalf of its employees.

The Belgian defined contribution pension plans are by law subject to minimum guaranteed return.

As a consequence of the Belgian law of 18 December 2015, minimum returns are guaranteed by the employer as follows: (i) for the contributions paid as from 1 January 2016, a new variable minimum return based on OLO rates, with a

minimum of 1.75% and a maximum of 3.75%. In view of the low rates of the OLO in the last years, the return has been initially set to 1.75%, (ii) for the contributions paid until end December 2015, the previously applicable legal returns (3.25% and 3.75% respectively on the employer and employee contributions) continue to apply until retirement date of the participants.

The rates set for employer contributions and employee contributions apply as an average over the entire period of employment.

In view of the minimum returns guarantees, those plans qualify as Defined Benefit plans and are determined using the Projected Unit Credit Method.

1.1.21.2.3. Retirement termination payments

Retirement termination payments are treated as defined benefit plans.

1.1.21.3. Other long-term benefits

These mainly include provisions for jubilee premiums that employees receive after completion of specified periods of service.

Unlike defined benefit plans, actuarial gains and losses relating to these benefits are immediately recognised. All past service costs are recognised immediately in the income statement.

1.1.21.4. Termination benefits

A termination benefit provision is recorded at the earlier of the following dates:

- when Dexia can no longer withdraw the offer of those benefits; and
- when Dexia recognises costs for a restructuring that involves the payment of termination benefits.

1.1.22. PROVISIONS

Provisions are mainly recognised for litigations claims, restructuring, and loan commitments (see note 3.6. Provisions).

Provisions are measured at the present value of the expenditures expected to be required to settle the obligation. The discount rate is the pre-tax rate that reflects current market assessments of the time value of money.

Provisions are recognised when:

- Dexia has a present legal or constructive obligation as a result of past events;
- it is probable that an outflow of resources embodying economic benefits will be required to settle the obligation; and
- a reliable estimate of the amount of the obligation can be made.

Provisions on loan commitments are recognised according to an ECL impairment model introduced by IFRS 9 (see 1.1.6.2.5. Impairment on financial assets).

1.1.23. SHARE CAPITAL AND TREASURY SHARES

1.1.23.1. Share issue costs

External incremental costs directly attributable to the issue of new equity securities, other than as part of a business combination, are deducted from equity net of any related income tax.

1.1.23.2. Dividends on Dexia's ordinary shares

Dexia recognises its dividends on its ordinary shares as a liability from the date on which they are declared. Any dividends for the year declared post balance sheet date are disclosed in the subsequent events note.

1.1.23.3. Treasury shares

When Dexia or its subsidiaries purchase from an entity outside the group Dexia's shares or shares of a subsidiary, the consideration paid, including any attributable transaction costs net of income taxes, is shown as a deduction from total shareholders' equity. Gains and losses on sales of own equity securities are charged or credited to the treasury share account in equity.

1.1.24. FIDUCIARY ACTIVITIES

Assets and income arising, together with related undertakings to return such assets to customers, are excluded from these financial statements in cases where Dexia acts in a fiduciary capacity such as nominee, trustee or agent.

1.1.25. RELATED PARTY TRANSACTIONS

Two parties are considered to be related if one has the ability to control the other or exercises significant influence over the other party's financial policy or operational decisions or is a member of the key management personnel of the other party or of a parent. Transactions with companies accounted for by the equity method are reported, as are those with the Directors.

1.1.26. CASH AND CASH EQUIVALENTS

For the purposes of the statement of cash flows, cash and cash equivalents held for the purpose of meeting short-term cash commitments comprise balances with a maturity of less than 3 months maturity from the date of acquisition included within cash and balances with central banks, interbank loans and advances.

1.1.27. USE OF ESTIMATES AND JUDGEMENTS

In preparing the condensed consolidated financial statements, management is required to make estimates and assumptions that involve uncertainties relating to their occurrence in the future and that affect the amounts reported, including in the disclosures. To make these assumptions and estimates, management uses the information available at the date of preparation of the financial statements and exercises its judgement. While management believes that it has considered all available information in developing these estimates, actual results may differ from the estimates and the differences could be material to the financial statements.

The main valuation processes requiring the use of assumptions and estimates are:

- valuation of financial instruments by means of valuation techniques, determination whether or not there is an active market and the use of internal models when determining the fair value for financial instruments that are not quoted on an active market (see 1.1.7.);
- determination of expected credit losses (ECL) to be recognized for impairment of financial assets under IFRS 9: assessment of criteria for significant increase in credit risk, choice of appropriate models and assumptions for the measurement of ECL, establishment of the number and relative weightings of forward-looking scenarios and determination of the forward looking information relevant to each scenario, determination of Probability of Default (PD) and Loss Given Default (LGD) (IFRS 9) (see 1.1.6.2.5.);
- determination of fair value less costs to sell for non-current assets and disposal groups held for sale. Dexia uses its judgment for identification of non-current assets and disposal groups held for sale and discontinued operations (IFRS 5) (see 1.1.15.);

- assessment of the conditions allowing the application of hedge accounting and measurement of hedge effectiveness in hedging relationships (see 1.1.10., 1.1.11.);
- analysis of renegotiated assets in order to determine whether they should be maintained on the balance-sheet or derecognised (see 1.1.6.2.4);
- determination of the useful life and the residual value of property, plant and equipment, and intangible assets. Dexia exercises its judgment in assessing the conditions for capitalizing assets (see 1.1.13., 1.1.14.);
- actuarial assumptions related to the measurement of employee benefits obligations and plan assets (see 1.1.21., 3.6.);
- estimate of future taxable profit for the recognition and measurement of deferred tax assets (see 1.1.20.);
- determination of the value of right-of-use assets and lease liabilities of lease contracts and in particular determination of the lease period (see 1.1.18.);
- determination of the uncertainty over income tax treatments (see 1.1.20.) and other provisions for liabilities and charges (see 1.1.22.). Like many financial institutions, Dexia is subject to several regulatory investigations and is named as a defendant in a number of lawsuits. The existence of a present obligation with probable outflows in the context of litigations requires the use of judgment. The Group's consolidated financial statements reflect the consequences, as assessed by Dexia in accordance with the information available to it on the date of preparation of the financial statements, of major disputes and investigations that could have a material impact on the Group's financial situation, performance or activities and provisions were recorded when deemed necessary.

Moreover, the exercise of judgment is necessary to assess the business model followed by Dexia for the management of financial instruments and whether a financial instrument can be categorised as SPPI or "basic" (see 1.1.6.2.), as well as for the assessment on whether Dexia controls the investee, including structured entities, for determining the consolidation scope (IFRS 10) (see 1.1.3.).

Moreover, in the context of the IBOR reform, Dexia exercises its judgment to assess whether the modification of contracts is made on an economically equivalent basis (see 1.1.2.1).

These elements are included in the corresponding sections (as referenced above) of the accounting policies.

COVID-19 crisis

The current context of the public health crisis related to Covid-19 is characterized by significant uncertainties about the duration and the magnitude of the economic effects of the pandemic. These uncertainties have led Dexia to make assumptions and estimates and to exercise a greater degree of judgment in the preparation of its condensed consolidated financial statements as of 31 December 2021. These are mainly related to the measurement of expected credit losses of financial assets and the assessment of the criterion of significant increase in credit risk under IFRS 9.

The main effects of the Covid-19 crisis, as well as the assumptions and estimates which take into account the impacts of the Covid-19 pandemic and used in the preparation of the Dexia's consolidated financial statements as of 31 December 2021, are presented in note 1.4.1 "Impacts relating to Covid-19".

Brexit

In the context of the exit of the United Kingdom from the European Union as from 1 January 2021 and the signature of the trade and cooperation agreement in December 2020, Dexia continues to follow the progress of the negotiations, particularly in the area of financial services. The European Union has extended the equivalence of the British clearing houses until 30 June 2025. Dexia integrates the consequences of Brexit in assumptions and estimates used in preparing the consolidated financial statements.

1.2 Ownership interest in subsidiaries and other entities**a. Criteria for consolidation and use of the equity method**

The Dexia Group applies all rules with regard to the consolidation scope resulting from:

- IFRS 10 on the preparation and presentation of consolidated financial statements;
- IFRS 3 on business combinations and the impact of accounting methods on the consolidated accounts;
- IAS 28 (revised) on Investments in associates and joint ventures;
- IFRS 11 on Joint Arrangements.

The policies laid down by these standards imply that all companies over which the Group exercises exclusive or joint control or notable influence must be consolidated.

Consequently, all companies exclusively or jointly controlled, or over which the group holds a notable influence, are consolidated.

Pursuant to the principle of a true and fair view of the financial statements of the Group, any companies whose contribution to the consolidated financial statements is not material shall not be included in the consolidation scope.

Subsidiaries and structured entities controlled by the Group, partnerships (joint operations or joint ventures) and associates whose financial statements are not material in relation to the Group's consolidated financial statements, particularly with regard to total assets, interest income and operating expenses, are not included in the scope of consolidation. In addition, a qualitative analysis of the risks associated with each of the companies excluded from the scope of consolidation (litigation, quality of assets, guarantees given, analysis of relationships between related parties, off-balance sheet commitments) will be carried out before deciding not to consolidate the company.

b. Changes in the consolidation scope compared with 31 December 2020

There is no significant changes.

c. Impact of changes in scope on the consolidated income statement

There is no significant impact.

d. Scope of the Dexia Group as at 31 December 2021**A. Fully consolidated entities**

Name	31 December 2020				31 December 2021		
	Country	Method	Control rate	Interest rate	Method	Control rate	Interest rate
PARENT COMPANY							
Dexia S.A.	Belgium						
Dexia S.A. Etablissement Stable France	France	FC	100	100	FC	100	100
SUBSIDIARIES							
Dexia Certificaten Nederland BV (in liquidation) ⁽³⁾	Netherlands	FC	100	100	FC	100	100
Dexia CLF Régions Bail	France	FC	100	100	FC	100	100
Dexia Crediop	Italy	FC	100	100	FC	100	100
Dexia Crédit Local SA	France	FC	100	100	FC	100	100
Dexia Financial Products Services LLC ⁽²⁾	USA	FC	100	100	FC	100	100
Dexia Flobail	France	FC	100	100	FC	100	100
Dexia FP Holdings Inc ⁽¹⁾	USA	FC	100	100	FC	100	100
Dexia Holdings, Inc	USA	FC	100	100	FC	100	100
Dexia Nederland BV	Netherlands	FC	100	100	FC	100	100
FSA Asset Management LLC ⁽²⁾	USA	FC	100	100	FC	100	100
FSA Capital Management Services LLC ⁽²⁾	USA	FC	100	100	FC	100	100
FSA Capital Markets Services LLC ⁽²⁾	USA	FC	100	100	FC	100	100
FSA Global Funding LTD ⁽¹⁾	Caymans Islands	FC	100	100	FC	100	100
FSA Portfolio Asset Limited (UK) ⁽²⁾	United Kingdom	FC	100	100	FC	100	100
Nederlandse Standaard I.J. (in liquidation) ⁽³⁾	Netherlands	FC	100	100	FC	100	100
WISE 2006-1 PLC	Ireland	FC	100	100	FC	100	100

(1) Companies consolidated by Dexia Holdings Inc.

(2) Companies consolidated by Dexia FP Holdings Inc.

(3) Companies consolidated by Dexia Nederland BV

Method FC : Fully Consolidated

B. Non fully consolidated subsidiaries and associated companies not accounted for by the equity method

Name	31 December 2020				31 December 2021		
	Country	Method	Control rate	Interest rate	Method	Control rate	Interest rate
DCL Evolution	France	not FC	100	100	not FC	100	100
Dexia Crédito Local México SA de CV (Sofom Filial)	Mexico	not FC	100	100	not FC	100	100
Dexia Kommunalkredit Romania	Romania	not FC	100	100	not FC	100	100
Dexia Management Services Limited	United Kingdom	not FC	100	100	not FC	100	100
Dexiarail	France	not FC	100	100	not FC	100	100
Genebus Lease (in liquidation)	France	not FC	100	100	not FC	100	100
Hyperion Fondation Privée	Belgium	not FC	100	100	not FC	100	100
Impax New Energy Investor	Luxemburg	not EM	24.99	24.99	not EM	24.99	24.99
New Mexican Trust	Mexico	not FC	100	100	not FC	100	100
Premier International Funding Co	Caymans Islands	not FC	0	0	not FC	0	0
Progetto Fontana (in liquidation)	Italy	not EM	25	25	not EM	25	25
SPS - Sistema Permanente di Servizi Scpa in liquidazione e concordato preventivo	Italy	not EM	20.4	20.4	not EM	20.4	20.4

Method FC : Fully Consolidated
not FC : not Fully Consolidated
not EM : not accounted for by the Equity Method

C. Other significant companies held by the Group

Nil.

Nature of the risks associated with an entity's interests in consolidated structured entities

As part of the sale of FSA to Assured Guaranty, Dexia retained the Financial Products activity and, generally, agreed to indemnify FSA and Assured Guaranty for any losses they may suffer in relation to that activity. The Financial Products activity includes the Global Funding business which includes a portion of the assets and liabilities of FSA Global Funding and of Premier International Funding Co.

Dexia did not provide, financial or other support to a consolidated structured entity when Dexia was not contractually obliged to do so, nor has an intention to do so in the future.

Dexia did not provide financial or other support that would have resulted in the control of a structured entity.

e. Significant restrictions on assets and liabilities of an entity

Following IFRS 12, Dexia provides the list of significant restrictions on its ability to access or use the assets and settle the liabilities of the Group.

The information regarding financial assets pledged as collateral for liabilities or contingent liabilities is presented in note 7.3.b.

The assets guaranteeing the secured debt issued by covered bonds entities and the guaranteed investment contracts are presented in note 7.3.b.

Certain assets held by Dexia and benefiting from a credit risk hedge in the form of a guarantee or even a CDS are subject to some legal restrictions, commonly called "Representation to Hold clauses"⁽¹⁾

⁽¹⁾ Guarantee contracts with monolines (or with banks acting as intermediary for monolines) contain "representation to hold clauses" which (in a more or less strict manner) oblige the beneficiary to hold the guaranteed assets until the end-term of the guarantee.

Some restrictions concern structured entities. They take the form of segregation of assets in order to satisfy the obligations of the issuer to the noteholders as well as requirement of agreement from the insurer or the guarantor.

Pursuant to the European Commission Decision of 28 December 2012, there is a general ban on the payment of any form of dividend by any subsidiary controlled directly or indirectly by Dexia, in particular when such a payment would entail mandatory payment of a coupon on Tier 1 hybrid instruments or Tier 2 instruments held by persons other than Dexia and its subsidiaries.

Regulated entities are required to comply with regulatory requirements applicable to them.

f. Interest in unconsolidated structured entities

This is mainly a securitization vehicle (FCC) of loans to customer. This vehicle is financed through the issuance of notes.

Interests in unconsolidated structured entities (in EUR million)	Securitisation Special Purpose Entities	Other activities	Total
Derivatives	62		62
Debt securities	175		175
Loans and advances	50	13	63
TOTAL	287	13	300
Total assets of unconsolidated structured entities	581	13	594

The maximum exposure to loss is the fair value of derivatives and the amortised costs of other instruments.

Dexia is considered to be a sponsor of a structured entity when it is primarily involved in the design and establishment of the structured entity and when it transferred assets to the structured entity or provided guarantees regarding the structured entity's performance. Dexia, as a run-off structure does not have income anymore from sponsored structured entities without interest in the entity as at 31 December 2021.

g. Subsidiaries with minority interests that are material

Minority interests are considered material when they represent more than 5% of equity group share or when minority interests represent more than 5% of total assets.

As of 31/12/2021, there are no significant minority interests.

1.3 Significant items included in the income statement

Over the year 2021, Dexia posted a net result Group share of EUR -334 million (EUR -618 million in 2020).

The net banking income was negative, at EUR -126 million (EUR -216 million in 2020).

As in 2020, in addition to the carrying costs of assets, this amount included in particular impacts associated with the valuation of derivatives, as well as gains from disposals and provisions for legal risk.

It also included in 2020 a charge of EUR 104 million, recognised in *Net gains or losses from reclassification of financial assets at amortised cost to financial assets at fair value through profit or loss*, related to the remeasurement to fair value, as at 1 January 2020, of a portfolio of financial assets of EUR 3.4 billion, following the change in business model decided by the Board of Directors on 19 July 2019.

As in 2021, the early repayment of EUR 280 million of outstanding loans on the UK social housing sector results in an overall charge of EUR -40 million which is reflected in two separate lines of the income statement:

- in *Net gains or losses resulting from the derecognition of financial assets at amortised cost* for an amount of EUR +39 million related to the early repayment indemnities, net of the effects associated with the breach of the interest rate hedge of the loans,
- in *Gains or losses on financial instruments at Fair value through profit or loss* for an amount of EUR -79 million, following the recycling to profit or loss of the cash flow hedge reserve following the termination of the swaps that covered the financing of the loans.

Gains or losses on financial instruments at Fair value through profit or loss, at EUR -70 million (EUR -31 million in 2020) also includes EUR 117 million related to the early replacement of the benchmark of fair value hedge derivatives contracts indexed on GBP LIBOR in the context of the IBOR reform : this income is due to the revaluation, based on the SONIA curve, of the Fair value of the hedged risk following its redefinition, and corresponds to the reversal of the stock of GBP LIBOR/SONIA accounting inefficiencies at the time of the index change. The change in market parameters during the year, in particular the tightening of CBS spreads, also had an unfavorable impact on Fair value hedging inefficiencies of EUR -151 million (EUR +57 million in 2020), offset by EUR 43 million income related to the partial hedging of BOR-OIS basis risk (EUR -75 million in 2020). Finally, the Funding Value Adjustment (FVA), the Credit Value Adjustment (CVA) and the Debit Valuation Adjustment (DVA) have a neutral effect on the result of the year (EUR +35 million in 2020).

Net gains or losses on financial instruments at fair value through equity amounted to EUR -51 million (EUR -69 million in 2020), related to the sale of assets, in particular the sale of loans to French local authorities and of assets denominated in foreign currencies.

Net gains or losses from derecognition of financial assets at amortised cost amounts to EUR -6 million (EUR -3 million in 2020). It includes the EUR +39 million income related to the above-mentioned loan prepayment indemnities. The Group also reduced its concentration risk by selling outstanding amounts on the Republic of Italy (EUR 412 million) and the State of Illinois (EUR 360 million) with a loss of EUR 40 million.

The *net other results*, at EUR -26 million (EUR -10 million in 2020) mainly resulted from the net provision for litigations.

Costs amounted to EUR -298 million (EUR -334 million in 2020). The EUR 36 million decrease essentially reflects the efforts to control general operating expenses, notably related to the simplification of the international network. In particular, taxes and regulatory contributions decreased by EUR 9 million over the year (EUR -55 million in 2021, and EUR -64 million in 2020), due to the decrease in the contribution to the Single Resolution Fund, and to the decrease in the supervisory costs.

Cost of credit risk amounted to EUR 117 million in 2021. It is mainly composed of :

- the net impact in result recognised on provisioned exposures in a collective manner (EUR +159 million), following the update of the macroeconomic scenario used for the assessment of the expected credit losses in the under IFRS9, the change of the exposure on the Central Bank of Tunisia from stage 2 to stage 3 following the classification of the counterparty as "unlikely-to-pay" as well as the update of the calculation parameters and the evolution of the portfolio (rating changes, disposals, natural depreciations);
 - the net impact in result recognised on provisioned exposures in a specific manner (EUR -42 million), the impact of the additional provisioning on Tunisia due to the transition to stage 3 partially compensated by provision reversal linked to the total or partial early repayment of certain exposures.
- In 2020, the Covid crisis was materialized by an increase in expected credit losses, with the cost of risk of EUR -169 million as at 31 December 2020.

Net gains or losses on other assets is zero in 2021, while it amounted to EUR +101 million in 2020 following the recycling to the income statement of the translation difference carried by the equity of the New York branch.

Income taxes amounted to EUR -52 million (EUR -1 million in 2020): they include in 2021 a deferred tax charge of EUR -51 million following the transfer of a EUR 2.7 billion securities portfolio from Dexia Crediop to the Dublin branch, with a tax discount. In accordance with IAS 12 "Income Taxes", this temporary difference between the tax value and the book value of the transferred assets gives rise to the recognition of a deferred tax liability.

The *net tax result of discontinued operations* includes EUR 25 million income related to a recovery of receivables in the context of a dispute concerning a subsidiary sold in the past.

1.4 Other significant items of the year

1.4.1. IMPACTS RELATING TO COVID-19

After a year strongly marked by the Covid-19 pandemic, the improvement of market conditions and the reduction of volatility initiated at the end of 2020, thanks to the historical support of central banks, continued in 2021.

In this more favourable environment, the Dexia Group continued its asset disposal programme at a sustained pace and completed its annual long-term funding programme in July.

Given the improvement of the macroeconomic context in 2021, Dexia has changed the assumptions and estimates made for the preparation of its consolidated financial statements as at 31 December 2021. In particular, Dexia has reviewed the macroeconomic scenarios included in the point-in-time and forward-looking measures of the probability of default and loss given default models used for the assessment of expected credit losses under IFRS 9.

Thus, for the preparation of the consolidated financial statements as at 31 December 2021, Dexia has retained a "central" macroeconomic scenario based on the projections published by the European Central Bank (ECB) in June 2021 or by the national supervisors when available (Belgium, France, Germany, Spain, Greece, Italy, Ireland, the Netherlands, Portugal, the United Kingdom, the United States and Tunisia).

This scenario takes into account a strong economic recovery after the 2020 shock, inter alia following the roll-out of vaccination campaigns. However, Dexia considered this scenario to be too favourable as the effect of the 2020 shock on defaults is time-lagged with respect to the specific context of the pandemic and the application of health and economic support measures. Therefore, a cautious approach has been adopted, taking into account the macroeconomic evolution since the beginning of the crisis and not only from the end of 2020. For example, the GDP growth of the euro zone used for the year 2021 in the point-in-time parameters (-2.5%) is the aggregated evolution of the GDP evolution observed over 2020 (-6.8%) and the GDP projection for 2021 in the ECB scenario (4.6%). The GDP developments considered for 2022 and 2023 for the euro area are those of the ECB (+4.7% and +2.1% respectively).

The IFRS 9 approach also allows for macroeconomic uncertainty around the central scenario. In this approach, a deviation of two standard deviations has been taken into account on the macroeconomic indicators for a projection horizon of three years. This deviation is calibrated by comparing the macroeconomic projections of past years with the actual macroeconomic developments. The resulting expected credit losses are thus obtained by weighting the central scenario with an improved scenario and a downgraded scenario, within this uncertainty range. For Dexia's credit portfolio, the expected losses being globally more sensitive to the downgraded scenario than to the improved scenario, the taking into account of the uncertainties around the central scenario results globally in a net increase of provisions, compared to the central scenario alone.

In addition to the baseline scenario, the ECB published an optimistic and a severe scenario in the context of the pandemic. These scenarios, detailed on the ECB website, provide additional information on macroeconomic uncertainty. As a sensitivity analysis, over three years the severe scenario foresees reduced GDP growth of around 4%, while the unemployment rate has increased by 1.3%. This results (considering that the ECB's severe scenario becomes Dexia's central scenario) in an increase in expected credit losses of 30%.

Furthermore, Dexia pays particular attention to sensitive economic sectors, especially those sectors strongly impacted by the health crisis as identified in 2020. Thus, since 2020, all counterparties likely to be weakened by the crisis are systematically classified in Stage 2 if they are not classified in Stage 3. This concerns in particular airports, corporate real estate, French overseas and mountain communities, the oil, gas and tourism-entertainment sectors and the financing of student accommodation in the United Kingdom. All these sensitive sectors represent an exposure of EUR 11 billion out of a total of EUR 73.8 billion.

Dexia also conducts, on a quarterly basis, an in-depth analysis of non-performing counterparties in order to assess the consequences of the health crisis on their financial situation. At this stage, there is no significant increase in default events.

1.4.2. REFORM OF THE BENCHMARKS (IBOR)

Information on the reform of the reference indices (IBOR) is presented in paragraph 1.1.2.5 of note 1.1. Accounting policies and valuation method.

1.4.3. SALE OF ASSETS

After a beginning of 2020 strongly disrupted by the Covid-19 pandemic, the almost generalized return to normal market conditions from September 2020 onwards allowed the Dexia Group to pursue the asset disposal program validated by the Board of Directors in July 2019, at a sustained pace. These favourable market conditions continued in 2021, in particular thanks to the intervention of central banks and European budgetary support programmes.

As a result, at the end of December 2021, asset portfolios were down by EUR 6.2 billion compared to the end of December 2020, thanks to EUR 3.8 billion in disposals and early repayments of EUR 2.4 billion in loans and EUR 1.4 billion in bonds, and EUR 2.3 billion in natural amortisation.

During the year, 57% of the assets sold or prepaid were denominated in other than the euro currencies (pound sterling, US dollar and Canadian dollar), which allowed the Group to further reduce its refinancing risk, notably in its non-core currencies. The assets sold have an average life of approximately 8 years.

Disposals and repayments were mainly concentrated on project and corporate finance (EUR 1 billion) and public sector assets (EUR 1.6 billion), in particular loans to French local authorities (378 loans sold or repaid for an outstanding amount of EUR 0.9 billion) and loans to social housing actors in the UK (EUR 0.6 billion).

In addition, Dexia reduced its concentration risk by selling outstanding loans to the Republic of Italy (EUR 0.4 billion) and to the State of Illinois (EUR 0.3 billion).

In 2021, some 50 "complex" operations were subject to early repayment (revolving credits) or restructuring (credits indexed on structured indices), thus contributing to the further simplification of the commercial portfolio.

1.4.4. GUARANTEE AGREEMENT 2022

Information on the guarantee agreement is presented in point c of Note 4.4 Transactions with related parties.

1.5. Post balance sheet events

1.5.1. IMPACT OF THE CONFLICT IN UKRAINE

Dexia is closely monitoring the repercussions of the conflict in Ukraine on the financial markets and, more widely, on the geopolitical context. The Group has no direct exposure in

Ukraine or Russia. It has an indirect exposure on a Croatian subsidiary of a Russian bank, via a deposit which is not significant. Moreover, Dexia has no exposure to the Russian rouble (RUB) or the Ukrainian hryvnia (UAH).

At this stage, Dexia has not noticed any deterioration on the short term secured market or in the secured financing market that could penalize its financing capacity.

The Group has a liquidity reserve of EUR 13.1 billion as at 31 December 2021 and this reserve is calibrated to enable it to cope with stressed market conditions.

1.5.2. THE REFORM OF THE BENCHMARKS (IBOR)

Dexia expects that the transition of fair value hedge derivatives contracts indexed on GBP, JPY and CHF LIBOR and CHF via the activation of replacement clauses under the context of the ISDA protocol will generate a positive impact on the result of around EUR 320 million, which will be recorded in Dexia's consolidated accounts in the first quarter of 2022.

1.6. Operational risk management during the resolution period

In 2021, the Dexia Group continued to adapt its structure and operational processes to its orderly resolution mandate. This resolution phase is, by its very nature, conducive to the development of operational risks, in particular due to elements such as the departure of key individuals, a possible demotivation of staff members or the modification of treatment processes. In particular, projects to outsource certain activities may represent a source of operational risk during the implementation phases, but in the medium term they should ensure the Group's operational continuity and limit the operational risks associated with systems, processes and people. In addition, the operational risks associated with the implementation of major transformation projects are monitored on a quarterly basis to ensure that corrective action is taken to reduce the most significant risks.

Finally, psychosocial risks are closely monitored at Dexia, accompanied by preventive and support actions.

A new teleworking agreement was unanimously signed with the representative trade unions of Dexia Crédit Local. It allows all staff members to benefit from teleworking on a voluntary basis, up to three days a week. A similar agreement was signed for Dexia SA staff members in Brussels.

2. Notes on the assets

(Some amounts may not add up due to roundings off)

2.1. Cash and cash equivalents	96	2.7. Financial assets at amortised cost - Customer loans and advances	98
2.2. Cash and central banks	96	2.8. Accruals and other assets	99
2.3. Financial assets at fair value through profit or loss	97	2.9. Tangible fixed assets	99
2.4. Financial assets at fair value through OCI	97	2.10. Intangible assets	100
2.5. Financial assets at amortised cost - Debt securities	98	2.11. Leases	100
2.6. Financial assets at amortised cost - Interbank loans and advances	98	2.12. Quality of financial assets	101
		2.13. Transfer of financial assets	102

2.1. Cash and cash equivalents

For the purpose of the consolidated cash flow statement, cash and cash equivalents include the following balances with initial maturities of less than 90 days:

a. Analysis by counterparty

(in EUR million)	31/12/2020	31/12/2021
Cash and central banks (note 2.2)	9,866	9,753
Financial assets at amortised cost - Interbank loans and advances (note 2.6)	661	1,085
Financial assets at amortised cost - Customer loans and advances (note 2.7)	622	622
TOTAL	11,150	11,460

b. Of which, restricted cash :

(in EUR million)	31/12/2020	31/12/2021
Mandatory reserves ⁽¹⁾	2	0
TOTAL	2	0

(1) Minimum required reserve deposits at the European Central Bank (ECB) or at other central banks.

2.2. Cash and central banks

(in EUR million)	31/12/2020	31/12/2021
Mandatory reserve deposits with central banks	2	0
Other central banks deposits ⁽¹⁾	9,865	9,753
TOTAL	9,866	9,753
<i>of which included in cash and cash equivalents</i>	<i>9,866</i>	<i>9,753</i>

(1) On 21 July 2017, the European Central Bank announced the end of the access to Eurosystem funding for winding-up structures as from 31 December 2021 and limited the Group's recourse to the Eurosystem to an amount of EUR 5.2 billion for the transitional period. The ECB decision also resulted in a reduction of the liquidity buffer, combined with a change of its composition. As of December 31, 2021, the liquidity reserve is EUR 13,1 billion of which EUR 9.8 billion is in the form of deposits with central banks. As of December 31, 2020, the liquidity reserve was 18.5 billion of which EUR 9.9 billion is in the form of deposits with central banks.

2.3. Financial assets at fair value through profit or loss

(in EUR million)	31/12/2020	31/12/2021
Loans and securities	3,539	1,999
Derivatives (see note 4.1.b)	9,411	7,281
TOTAL	12,950	9,280

a. Analysis by nature of loans and securities at fair value through profit and loss

(in EUR million)	31/12/2020				31/12/2021			
	Held for trading	Non-trading financial assets mandatorily at fair value through P/L	Designated at fair value through P/L	Total	Held for trading	Non-trading financial assets mandatorily at fair value through P/L	Designated at fair value through P/L	Total
Loans		3,139		3,139		1,794		1,794
Bonds		392		392		203		203
Equity instruments		8		8		2		2
TOTAL	0	3,539	0	3,539	0	1,999	0	1,999

b. Analysis by maturity

See note 7.5.

c. Analysis of the fair value

See note 7.1.

d. Convertible bonds included in the financial assets at fair value through profit or loss portfolio (positions higher than EUR 50 million).

Nil.

2.4. Financial assets at fair value through OCI

a. Analysis by nature

(in EUR million)	31/12/2020	31/12/2021
Loans	2,290	1,518
Bonds	1,065	368
Equity instruments designated at FVOCI	35	31
TOTAL ASSETS BEFORE ALLOWANCES	3,390	1,917
Allowances	(21)	(15)
TOTAL ASSETS AFTER ALLOWANCES	3,369	1,902

b. Derecognition of investments in equity instruments

In 2021, Dexia Crédit Local sold all the 1,947,677 shares of Ecofin Global held at December 31, 2020 for an amount of GBP 3.6 million.

This operation balanced the outstanding amount of GBP 2.3 million and has generated a result of GBP 1.3 million (or EUR 1.5 million) directly recognised in consolidated reserves.

c. Equity instruments were designated as at FVOCI in order to avoid volatility in net income.

The following investments have an accounting value of 1 million or more:

(in EUR million)	31/12/2020	31/12/2021
Ecofin Global Utilities	4	0
Istituto per il Credito Sportivo	27	27

d. Analysis by maturity

See note 7.5.

e. Analysis of fair value

See note 7.1.

f. Analysis of quality

See note 2.12.

2.5. Financial assets at amortised cost - Debt securities

a. Analysis by counterparty

(in EUR million)	31/12/2020	31/12/2021
Interbank	1,410	1,354
Customers	36,096	33,529
TOTAL ASSETS BEFORE ALLOWANCES	37,506	34,883
Allowances	(174)	(116)
TOTAL ASSETS AFTER ALLOWANCES	37,332	34,767

b. Analysis by maturity

See note 7.5.

c. Analysis of fair value

See note 7.1.

d. Analysis of quality

See note 2.12.

2.6. Financial assets at amortised cost - Interbank loans and advances

a. Analysis by nature

(in EUR million)	31/12/2020	31/12/2021
Nostris accounts	662	1,015
Cash collateral	19,995	16,162
Reverse repurchase agreements (reverse repos)	722	0
Other interbank loans and advances	141	131
TOTAL ASSETS BEFORE ALLOWANCES	21,521	17,308
Allowances	(14)	0
TOTAL ASSETS AFTER ALLOWANCES	21,507	17,308
<i>of which included in cash and cash equivalents</i>	<i>661</i>	<i>1,085</i>

b. Analysis by maturity

See note 7.5.

c. Analysis of fair value

See note 7.1.

d. Analysis of quality

See note 2.12.

2.7. Financial assets at amortised cost - Customer loans and advances

a. Analysis by nature

(in EUR million)	31/12/2020	31/12/2021
Cash collateral	6,287	5,772
Reverse repurchase agreements (reverse repos)	213	0
Loans and advances	21,263	18,918
TOTAL ASSETS BEFORE ALLOWANCES	27,763	24,690
Allowances	(232)	(184)
TOTAL ASSETS AFTER ALLOWANCES	27,532	24,506
<i>of which included in finance leases</i>	<i>964</i>	<i>917</i>
<i>of which included in cash and cash equivalents</i>	<i>622</i>	<i>622</i>

b. Analysis by maturity

See note 7.5.

c. Analysis of fair value

See note 7.1.

d. Analysis of quality

See note 2.12.

2.8. Accruals and other assets

Analysis by nature (in EUR million)	31/12/2020	31/12/2021
Deferred expense	6	16
Other accounts receivable	93	100
TOTAL	99	116

2.9. Tangible assets**a. Net book value**

	2020			2021		
	Land and buildings	Office furniture and other equipment	Total	Land and buildings	Office furniture and other equipment	Total
	Right-of-use	Own use owner		Right-of-use	Own use owner	
(in EUR million)						
Acquisition cost as at 1 January	60	21	81	61	22	82
- Acquisitions	2	1	3	2	1	3
- Sales	0	0	0	0	(2)	(2)
- Transfers and cancellations	(2)	0	(2)	(6)	0	(6)
Acquisition cost as at 31 December (A)	61	22	82	57	21	78
Accumulated depreciation and impairment as at 1 January	(12)	(19)	(31)	(31)	(20)	(51)
- Depreciation booked	(20)	(1)	(21)	(7)	(1)	(8)
- Disposals	0	0	0	0	2	2
- Transfers and cancellations	1	0	1	2	0	2
Accumulated depreciation and impairment as at 31 December (B)	(31)	(20)	(51)	(36)	(19)	(55)
Net book value as at 31 December (A)+(B)	29	2	31	21	2	23

b. Fair value of investment property

Nil.

c. Capitalised expenditures for the construction of tangible fixed assets

Nil.

d. Contractual obligations relating to investment property at the end of the period

Nil.

e. Contractual obligations relating to property, plant and equipment at the end of the period

Nil.

2.10. Intangible assets

(in EUR million)	2020			2021		
	Internally developed software	Other intangible assets ⁽¹⁾	Total	Internally developed software	Other intangible assets ⁽¹⁾	Total
Acquisition cost as at 1st January	127	73	200	128	74	203
- Acquisitions	1	2	2	2	3	5
- Transfers and cancellations	0	0	0	(14)	(1)	(14)
Acquisition cost as at 31 December (A)	128	74	203	116	77	193
Accumulated depreciation and impairment as at 1st January	(105)	(66)	(171)	(112)	(70)	(182)
- Booked	(7)	(4)	(11)	(9)	(4)	(12)
- Transfers and cancellations	0	0	0	8	1	8
Accumulated depreciation and impairment as at 31 December (B)	(112)	(70)	(182)	(113)	(73)	(186)
Net book value as at 31 December (A)+(B)	16	5	21	3	4	7

(1) Other intangible assets include primarily purchased software.

2.11. Leases

a. Group as lessor

Finance leases

Gross investment in finance leases (in EUR million)	31/12/2020	31/12/2021
Less than 1 year	40	51
1 to 2 years	10	0
3 to 4 years	214	204
Over 5 years	728	682
Total	993	937

Operating leases

Nil.

b. Group as Lessee

Finance leases

Nil.

Operating leases

Future net minimum lease payments under non-cancellable operating leases (in EUR million)	31/12/2020	31/12/2021
Less than 1 year	8	8
1 to 2 years	10	7
2 to 3 years	8	7
3 to 4 years	8	4
4 to 5 years	5	0
Over 5 years	0	1
TOTAL	39	27

Amounts recognised in profit and loss (in EUR million)	31/12/2020	31/12/2021
Expenses relating to short-term leases	3	2
Amounts recognised in the statement of cash flows	(24)	(11)

c. Carrying amount of right of use assets by class of underlying assets and depreciation

See note 2.9 Tangible fixed assets.

d. Finance lease liabilities included in financial statements

See note 3.5 Accruals and other liabilities.

e. Lease contract not yet started for which the lessee is engaged

Nil.

2.12. Quality of financial assets

	31/12/2020					
	Gross amount - Stage 1	Gross amount - Stage 2	12-month expected credit losses	Lifetime expected credit losses	Net amount - Stage 1	Net amount - Stage 2
(in EUR million)						
Non credit-impaired financial assets						
Financial assets at amortised cost - Debt securities	30,756	6,713	(19)	(153)	30,737	6,560
Financial assets at amortised cost - Interbank loans and advances	21,430	91	0	(14)	21,429	78
Financial assets at amortised cost - Customer loans and advances	21,297	5,988	0	(117)	21,297	5,871
Financial assets at fair value through OCI - Fixed revenue instruments	2,106	1,211	(1)	(13)	2,105	1,198
Other accounts receivable	92	0	0	0	92	0
TOTAL	75,681	14,002	(20)	(296)	75,661	13,706

	31/12/2021					
	Gross amount - Stage 1	Gross amount - Stage 2	12-month expected credit losses	Lifetime expected credit losses	Net amount - Stage 1	Net amount - Stage 2
(in EUR million)						
Non credit-impaired financial assets						
Financial assets at amortised cost - Debt securities	29,381	5,364	(9)	(48)	29,373	5,316
Financial assets at amortised cost - Interbank loans and advances	17,229	79	0	0	17,229	78
Financial assets at amortised cost - Customer loans and advances	18,955	5,329	0	(92)	18,954	5,237
Financial assets at fair value through OCI - Fixed revenue instruments	1,019	836	0	(12)	1,019	824
Other accounts receivable	84	0	0	0	84	0
TOTAL	66,669	11,608	(9)	(153)	66,660	11,455

	31/12/2020			31/12/2021		
	Gross amount	Specific Impairment	Net amount	Gross amount	Specific Impairment	Net amount
(in EUR million)						
Credit-impaired financial assets (stage 3)						
Financial assets at amortised cost - Debt securities	37	(2)	35	137	(59)	79
Financial assets at amortised cost - Customer loans and advances	405	(104)	301	336	(85)	251
Financial assets at fair value through OCI - Fixed revenue instruments	38	(7)	30	31	(3)	28
Other accounts receivable	4	(4)	0	4	(4)	0
TOTAL	484	(117)	367	508	(151)	357

	31/12/2020			31/12/2021		
	Gross amount	Specific Impairment	Net amount	Gross amount	Specific Impairment	Net amount
(in EUR million)						
Purchased or originated credit impaired						
Financial assets at amortised cost - Customer loans and advances	74	(9)	64	70	(6)	64
TOTAL	74	(9)	64	70	(6)	64

	31/12/2020				
	Gross amount	12-month expected credit losses	Lifetime expected credit losses	Specific Impairment	Net amount
(in EUR million)					
Financial assets at amortised cost - Debt securities	37,506	(19)	(153)	(2)	37,332
Financial assets at amortised cost - Interbank loans and advances	21,521	0	(14)	0	21,507
Financial assets at amortised cost - Customer loans and advances	27,763	0	(117)	(113)	27,532
Financial assets at fair value through OCI - Fixed revenue instruments	3,355	(1)	(13)	(7)	3,334
Other accounts receivable	96	0	0	(4)	93
TOTAL	90,240	(20)	(296)	(127)	89,797

Financial instruments for which there are no loss allowances recorded correspond to positions that are either guaranteed or senior, or marginally, for which the bank has physical collateral.

	31/12/2021				
	Gross amount	12-month expected credit losses	Lifetime expected credit losses	Specific Impairment	Net amount
(in EUR million)					
Financial assets at amortised cost - Debt securities ⁽¹⁾	34,883	(9)	(48)	(59)	34,767
Financial assets at amortised cost - Interbank loans and advances	17,308	0	0	0	17,308
Financial assets at amortised cost - Customer loans and advances	24,690	0	(92)	(91)	24,506
Financial assets at fair value through OCI - Fixed revenue instruments	1,886	0	(12)	(3)	1,871
Other accounts receivable	88	0	0	(4)	84
TOTAL	78,855	(9)	(153)	(157)	78,536

(1) A provision for expected loss in phase 2 has been transferred to a specific provision due to a deterioration of the credit risk.

Financial instruments for which there are no loss allowances recorded correspond to positions that are either guaranteed or senior, or marginally, for which the bank has physical collateral.

2.13. Transfer of financial assets

The Group enters into transactions as repurchase agreements, securities lending agreements or total return swaps, in which the Group transfers financial assets, mainly loans and advances or debt securities, but retains substantially all of the risks and rewards.

Due to this retention, the transferred financial assets are not derecognised and the transfers are accounted for as secured financing transactions.

	31/12/2020		31/12/2021	
	Carrying amount of assets	Carrying amount of associated liabilities	Carrying amount of assets	Carrying amount of associated liabilities
(in EUR million)				
Financial assets at amortised cost - Debt securities not derecognised due to following transactions:				
Repurchase agreements	10,222	9,901	9,844	9,856
TOTAL	10,222	9,901	9,844	9,856

3. Notes on the liabilities

(some amounts may not add up due to roundings off)

3.1. Financial liabilities at fair value through profit or loss	103	3.5. Accruals and other liabilities	105
3.2. Interbank borrowings and deposits	104	3.6. Provisions	105
3.3. Customer borrowings and deposits	104	3.7. Subordinated debt	108
3.4. Debt securities	104	3.8. Information on Equity	108

3.1. Financial liabilities at fair value through profit or loss

(in EUR million)	31/12/2020	31/12/2021
Liabilities designated at fair value	878	812
Derivatives (see note 4.1)	11,648	9,304
TOTAL	12,525	10,116

a. Analysis by nature of liabilities held for trading

Nil.

b. Analysis by nature of liabilities designated at fair value

(in EUR million)	31/12/2020	31/12/2021
Non subordinated liabilities	878	812
TOTAL	878	812

c. Credit risk on financial liabilities designated at fair value through profit or loss

(in EUR million)	Carrying amount	Amount of change in the fair value attributable to changes in the credit risk		Difference between carrying amount and amount contractually required to be paid at maturity ⁽¹⁾
		For the Period	Cumulative	
As at 31 December 2020	878	3	(43)	272
As at 31 December 2021	812	6	(37)	213

(1) This amount includes the premium/discount and change in market value.

d. Analysis by maturity

See note 7.5.

e. Analysis of fair value

See note 7.1 .

The "Fair Value Option" (FVO), for financial liabilities is mainly used in the following situation:

By Dexia Financial Products Inc and FSA Global Funding Ltd for liabilities where the hedge accounting requirements are not met or there is a risk that they will not be met, the FVO is used as an alternative in order to reduce volatility in profit or loss.

The following types of liabilities are subject to the FVO classification:

a) Fixed rate liabilities that are highly customised funding contracts tailored to the specific needs of the investor (GIC activities).

Regarding collateralised liabilities secured by assets, the DVA spread is the average of spreads of collateral given as guarantee. Regarding non secured liabilities, they benefit from both Dexia and Assurer monoliner guarantee. In this case, the own credit spread (DVA) is the lower of Dexia DVA spread and the Assured Guaranty spread.

b) FSA Global Funding fixed rate liabilities and the unsecured FP GICs

The own credit spread is Dexia's DVA spread.

The cumulative change in fair value attributable to the own credit risk of financial liabilities designated at fair value amounted to EUR -37 million in 2021 (EUR -43 million in 2020). This amount is booked in *Gains and losses directly recognised in equity*.

3.2. Interbank borrowings and deposits

a. Analysis by nature

(in EUR million)	31/12/2020	31/12/2021
Repurchase agreements	4,218	2,500
Cash collateral	3,355	2,912
Other debts	2,259	1,039
TOTAL	9,831	6,451

b. Analysis by maturity

See note 7.5.

c. Analysis of fair value

See note 7.1.

3.3. Customer borrowings and deposits

a. Analysis by nature

(in EUR million)	31/12/2020	31/12/2021
Term deposits	256	372
Total customer deposits	256	372
Repurchase agreements ⁽¹⁾	6,306	8,260
Cash collaterals	48	45
Other borrowings	214	141
Total customer borrowings	6,568	8,447
TOTAL	6,824	8,819

(1) The evolution in Repo drawdowns is sensitive to short term market conditions.

b. Analysis by maturity

See note 7.5.

c. Analysis of fair value

See note 7.1.

3.4. Debt securities

a. Analysis by nature

(in EUR million)	31/12/2020	31/12/2021
Certificates of deposit ⁽¹⁾	2,361	636
Non-convertible bonds	54,999	48,770
TOTAL⁽²⁾	57,360	49,406

(1) The variation in certificates of deposit is sensitive to year-end short term market conditions.

(2) As at 31 December 2021, the total amount issued with the State guarantee is EUR 48.1 billion (EUR 55.4 billion in 2020).

b. Analysis by maturity

See note 7.5.

c. Analysis of fair value

See note 7.1.

3.5. Accruals and other liabilities

(in EUR million)	31/12/2020	31/12/2021
Accrued costs	10	5
Deferred income	2	2
Grants	30	27
Salaries and social charges (payable)	6	6
Liabilities related to dividends	3	0
Other taxes	16	12
Rental debts	38	27
Other accounts payable and other liabilities	265	181
TOTAL	371	261

3.6. Provisions

a. Analysis by nature

(in EUR million)	31/12/2020	31/12/2021
Litigation claims ⁽¹⁾	178	174
Restructuring	29	21
Defined benefit plans	1	1
Other long-term employee benefits	3	3
Commitments and guarantees given ⁽²⁾	11	10
- Commitments and guarantees given - stage 1	0	0
- Commitments and guarantees given - stage 2	3	2
- Commitments and guarantees given - stage 3	8	8
Other provisions	0	0
TOTAL	221	209

(1) This item includes a provision related to desensitisation of structured credits in France and provisions on LEGIO LEASE loans in the Netherlands.

(2) The evolution of this item is presented in the note 7.2.e.

b. Movements

	Litigation claims	Restructuring	Pensions and other employee benefits	Other provisions	Total
(in EUR million)					
AS AT 1 JANUARY 2020	186	40	7	2	235
Additions	18	6	1	0	25
Unused amounts reversed	(24)	(17)	(1)	(1)	(43)
Amounts utilised during the year	(1)	(1)	0	(1)	(3)
Actuarial gains and losses	0	0	(3)	0	(3)
Other variations	(1)	0	0	0	(1)
AS AT 31 DECEMBER 2020	178	29	4	0	211

	Litigation claims	Restructuring	Pensions and other employee benefits	Other provisions	Total
(in EUR million)					
AS AT 1 JANUARY 2021	178	29	4	0	211
Additions	70	3	1	0	73
Unused amounts reversed	(72)	(10)	0	0	(82)
Amounts utilised during the year	(2)	(1)	0	0	(3)
AS AT 31 DECEMBER 2021	174	21	4	0	199

c. Provisions for pension and other long term benefits

After the sale of most of its operating subsidiaries, there remains only Dexia Credit Local and Crediop with significant staff numbers in France and Italy in 2021. Except commitments for statutory pension and defined contribution plans subject to a minimum guaranteed return in Belgium, commitments for defined benefit plans are limited.

They mainly concern retirement allowances in France, pension plans in Italy and pension plans for Belgian staff of the holding company with less than 60 people.

Due to the downsizing of the group, the commitments decrease accordingly and the DBO (defined benefit obligation, long-term employee benefits and post-retirement obligations) represents less than 5% of consolidated equity. The amount of actuarial liabilities less the fair value of assets for retirement and other employee benefits is EUR 4 million as at 31 December 2021 and as at 31 December 2020.

d. Defined contribution plan

The Belgian defined contribution plans are subject by the law to a minimum guaranteed return. As a consequence of the Belgian law of 18 December 2015, minimum returns are guaranteed by the employer as follows:

(i) for the contributions paid as from 1 January 2016, a new variable minimum return based on OLO rates, with a minimum of 1.75% and a maximum of 3.75%. In view of the low rates of the OLO in the last years, the return has been initially set to 1.75%;

(ii) for the contributions paid until end December 2015, the previously applicable legal returns (3.25% and 3.75% respectively on the employer and employee contributions) continue to apply until retirement date of the participants. In view of the minimum returns guarantees, those plans qualify as Defined Benefit plans.

e. Litigations

Like many financial institutions, Dexia is subject to several regulatory investigations and is named as a defendant in a number of lawsuits. Unless otherwise indicated, the status of such disputes and investigations is summarised below as at 31 December 2021 and based on information available to Dexia on that date.

On the basis of this information, other disputes and regulatory investigations in which an entity of the Dexia Group is named as a defendant and regulatory investigations impacting the Group entities are either not expected to have a material impact on the Group's financial position or not sufficiently advanced to accurately assess whether they may have such an impact.

The consequences, as assessed by Dexia in accordance with the information available to it on the aforementioned date, of the principal disputes and investigations liable to have a material impact on the Group's financial position, performance or activities are reflected in the Group's consolidated financial statements. Provisions have been booked when deemed necessary.

Dexia Nederland BV

Dexia's Dutch subsidiary, Dexia Nederland BV (DNL) is still facing a major dispute involving several legal proceedings brought by clients who signed share leasing agreements. Over the years, DNL has closed ongoing legal proceedings and disputes with most clients. At the end of 2021, several

customers (less than 10,000) were still opposing the compensation system resulting from the decisions of the Amsterdam Court of Appeal and the Supreme Court. However, DNL continues to attempt to reduce the number of outstanding claims by entering into out-of-court settlements and, if considered appropriate, asking the courts to confirm that DNL has fulfilled its obligations to the affected customers. In 2019, the Supreme Court confirmed that DNL has a general interest in seeking such confirmation. Since 2019, DNL has intensified its out-of-court settlement efforts with its former customers and is actively seeking optimal solutions to take into account the specific features of each individual situation.

As stated in Dexia's previous annual reports, in 2009 the Dutch Supreme Court made a distinction between two categories of customers: those for whom the agreement in question represented an acceptable financial burden and those for whom the agreement represented an unduly heavy financial burden.

Other decisions of the Dutch Supreme Court and the Court of Appeal in Amsterdam clarified the manner in which these cases should be assessed in practice. When an intermediary was involved, the Supreme Court decided in 2016 that, meeting certain conditions, plaintiffs were authorised to apply for higher compensation. This principle was reconfirmed by the Dutch Supreme Court in 2018. The final outcome of the cases in question remains dependent on the ability of the plaintiffs to prove before the courts that certain due diligence obligations have not been fulfilled. Legal proceedings are still pending before various higher courts.

As stated in Dexia's previous annual reports, in 2008 the Dutch Supreme Court ruled that written consent is required from the lessee's spouse (or registered partner) when entering into a lease agreement. If such consent is not obtained, the spouse is authorised to cancel the agreement. Other rulings by the Supreme Court have specified that such cancellation must occur within three years following the signature of the agreement or the time when the spouse became aware of the existence of the said agreement, subject to any suspension applicable, and provided that an opt-out was introduced at the time of the collective settlement. Legal proceedings are still pending before various higher courts.

As at 31 December 2021, DNL was still involved in some 2,200 civil proceedings (1,500 as per the end of 2020). They were mainly concerned with questions of the duty of care. At the end of 2021, and based on the information available to DNL, seven cases related to share leasing were still being considered by the Klachteninstituut Financiële Dienstverlening (KlIFID), the Dutch institution tasked with handling complaints concerning financial services (the same files as were pending end of 2020). They relate principally to duty of care questions. At present, Dexia is unable reasonably to predict the duration and outcome of these proceedings.

Dexia Crediop

Like other Italian banks, Dexia Crediop is involved in legal proceedings in Italy and in the UK regarding (i) hedging transactions (which required recourse to derivative instruments such as swaps) entered into in connection with debt restructuring and/or funding transactions with local authorities as well as (ii) other non-hedging type transactions.

As indicated in earlier annual reports, in 2017, the Court of Appeal in London issued a judgment in the Prato case confirming (i) the validity of derivative contracts entered into by Dexia Crediop, (ii) that Prato had full capacity to enter into the derivative contracts and (iii) that the margin applied to

the derivative contracts was necessary to cover its risks and expected costs. Prato was ordered, inter alia, to reimburse the legal costs of Dexia Crediop and to pay default interest on the unpaid amounts. The Supreme Court confirmed the decision of the Court of Appeal.

Following these decisions, in 2018 Dexia Crediop and Prato entered into an out-of-court settlement agreement. Since 2018, Dexia Crediop entered into other amicable settlements with other parties which expressly confirm the legal, valid and binding nature of the derivative contracts which had been concluded. Other civil court cases relating to the alleged invalidity of the swaps concluded by Dexia Crediop are still pending.

A criminal proceeding commenced before the Court of Appeal in Florence concerning the Prato case is also still ongoing.

Dexia Crédit Local

Dexia Crédit Local (DCL) is involved in a number of cases brought by local authorities to which it had granted structured loans. As at 31 December 2021, 7 clients were litigating in connection with structured loans, of which 3 concern structured loans held by the Société Française de Financement Local (SFIL), parent company of the Caisse Française de Financement Local (CAFFIL) and 4 concern structured loans held by DCL.

On 28 March 2018, the French Supreme Court validated the favourable decision of the Court of Appeal of Versailles reforming the judgment of the Tribunal de Grande Instance of Nanterre concerning structured loans held by CAFFIL and confirmed the validity of these structured loans, which were not qualified as "financial and speculative products". The Supreme Court also decided that DCL assumed no liability for the sale of such structured loans. This jurisprudence has been confirmed by several decisions subsequently issued.

On 17 July 2019, an order of the French government amended the penalty regime applicable in the event of absence or error in the Annual Percentage Rate (APR) by abolishing the automatic conversion of the contractual interest rate into the legal interest rate.

On 24 March 2021, the French Supreme Court decided to apply this order to legal proceedings regarding structured loans that are pending. The applicable sanction is therefore the forfeiture of the right to interest based on the damages suffered by the borrower due to the absence or error on the APR. This favourable context has contributed to the conclusion of settlements in several cases.

Claims for compensation resulting from the disposal of the Group's operational entities

Over recent years, Dexia has implemented its programme of disposal of operating entities.

As is customary in these types of transactions, the share sale agreements in relation to these disposals include declarations, warranties on the part of the vendor, subject to the usual restrictions and limitations for these types of transactions. Therefore, should a purchaser make a call on the warranty in connection with an issue affecting the entity sold, which originated prior to completion of the sale of the shares in that entity, Dexia may, under the terms of the sale agreement, be required to indemnify the purchaser.

Claims for compensation have been made in relation to certain disposals made by Dexia in the past. Some of the legal proceedings that were pending at the time of the sale of Dexia Kommunalbank Deutschland in relation to claims raised by holders of DKD's profit-sharing rights (and reported in previous annual reports) are also still ongoing.

At present Dexia is unable reasonably to predict the duration or outcome of these proceedings.

3.7. Subordinated debt

a. Analysis by nature

Convertible subordinated debt

Nil.

Non-convertible subordinated debts

(in EUR million)	31/12/2020	31/12/2021
Other subordinated notes	19	20
TOTAL	19	20

Detailed list is available on request from Investor Relations Department- E-mail : investor.relations@dexia.com -
Tel. Brussels : + 32 2 213 57 39 - Tel. Paris : + 33 1 58 58 58 49

b. Reconciliation of liabilities arising from financing activities

(in EUR million)	Cash flows	Non-cash changes			31/12/2020
		Changes arising from obtaining or losing control of subsidiaries	Translation adjustment	Fair value changes	
01/01/2020					31/12/2020
20	0	0	(1)	0	0
					19

(in EUR million)	Cash flows	Non-cash changes			31/12/2021
		Changes arising from obtaining or losing control of subsidiaries	Translation adjustment	Fair value changes	
01/01/2021					31/12/2021
19	0	0	1	0	0
					20

c. Analysis by maturity

See note 7.5.

d. Analysis of fair value

See note 7.1.

3.8 Information on Equity

a. Capital stock

The subscribed and fully paid up share capital of Dexia SA amounts to EUR 500,000,000 represented by 420,134,302 shares without indication of their nominal value.

The extraordinary shareholders' meeting of 7 December 2017 approved the proposal to convert the preference shares subscribed in 2012 by the Belgian and French States for an amount of EUR 5.5 billion. As part of this conversion, all the preference shares issued on 31 December 2012 and held by the Belgian and French States are converted into ordinary shares, at a conversion rate of 14,446 ordinary shares against

one preference share. Simultaneously, profit shares bearing Contingent Liquidation Rights (CLR) are granted to the Belgian and French States. These CLRs do not represent the capital of Dexia, but grant the States the right to benefit from a preferential distribution, on the liquidation of Dexia, after settlement of the debts and charges, in an amount of EUR 440 million per annum to count from 1 January 2018 up to the date of liquidation. This right to a preferential distribution in the event of liquidation may only be exercised once, of the occasion of Dexia's liquidation.

b. Super-subordinated perpetual note

In 2005, Dexia Crédit Local issued EUR 700 million in super-subordinated perpetual notes. The residual outstanding amounts to EUR 56 million, booked in minority interests. Moreover, the residual outstanding of Deeply Subordinated Non-Cumulative Notes issued on October 2006 by Dexia Funding Luxembourg (merged with Dexia) amounts to EUR 40 million booked in equity Group share.

4. Other Notes on the balance sheet

(Some amounts may not add up due to roundings off)

4.1. Derivatives	109	4.6. Capital stock	115
4.2. Deferred taxes	110	4.7. Exchange rates	116
4.3. Offsetting financial assets and financial liabilities	111	4.8. Management of capital	116
4.4. Related party transactions	113	4.9. Outstanding amounts of financial instruments impacted by reform of the reference indices	116
4.5. Information on disposals groups held for sale and discontinued operations	115		

4.1. Derivatives

a. Analysis by counterparty

(in EUR million)	31/12/2020		31/12/2021	
	Assets	Liabilities	Assets	Liabilities
Derivatives at fair value through profit or loss (see notes 2.3 and 3.1)	9,411	11,648	7,281	9,304
Derivatives designated as fair value hedges	1,141	19,343	538	15,984
Derivatives designated as cash flow hedges	76	634	112	381
Derivatives designated as portfolio hedges	46	571	12	349
Hedging derivatives	1,263	20,548	662	16,714
TOTAL DERIVATIVES	10,675	32,195	7,943	26,019

b. Detail of derivatives at fair value through profit or loss

(in EUR million)	31/12/2020			31/12/2021		
	Notional amount	Assets	Liabilities	Notional amount	Assets	Liabilities
Interest rate derivatives	144,968	8,151	10,612	147,368	5,890	8,419
<i>of which: economic hedges</i>	<i>50,885</i>	<i>1,126</i>	<i>1,806</i>	<i>59,771</i>	<i>355</i>	<i>803</i>
OTC options	11	1	1	10	1	1
OTC other	144,935	8,150	10,611	147,359	5,889	8,418
Organized market other	22					
Foreign exchange derivatives	22,253	1,044	921	17,729	1,204	786
<i>of which: economic hedges</i>	<i>16,634</i>	<i>90</i>	<i>245</i>	<i>12,457</i>	<i>450</i>	<i>269</i>
OTC other	22,253	1,044	921	17,729	1,204	786
Credit derivatives	4,089	217	114	3,016	187	99
<i>of which: economic hedges</i>	<i>2,412</i>	<i>153</i>	<i>73</i>	<i>1,904</i>	<i>168</i>	<i>69</i>
Credit default swap	4,089	217	114	3,016	187	99
TOTAL	171,309	9,411	11,648	168,114	7,281	9,304

c. Detail of derivatives designated as fair value hedges

(in EUR million)	31/12/2020			31/12/2021		
	Notional amount	Assets	Liabilities	Notional amount	Assets	Liabilities
Interest rate derivatives	57,737	1,019	16,563	55,864	478	13,621
OTC options	11		2	10		2
OTC other	57,726	1,019	16,561	55,854	478	13,619
Foreign exchange derivatives	5,529	122	2,780	4,255	61	2,363
OTC other	5,529	122	2,780	4,255	61	2,363
TOTAL	63,266	1,141	19,343	60,119	538	15,984

d. Detail of derivatives designated as cash flow hedges

(in EUR million)	31/12/2020			31/12/2021		
	Notional amount	Assets	Liabilities	Notional amount	Assets	Liabilities
Interest rate derivatives	836	11	226	359	3	104
OTC other	836	11	226	359	3	104
Foreign exchange derivatives	1,190	65	408	2,273	109	278
OTC other	1,190	65	408	2,273	109	278
TOTAL	2,026	76	634	2,632	112	381

e. Detail of derivatives designated as hedges of a net investment in a foreign entity

Nil.

f. Detail of derivatives designated as portfolio hedges

	31/12/2020			31/12/2021		
	Notional amount	Assets	Liabilities	Notional amount	Assets	Liabilities
(in EUR million)						
Portfolio fair value hedges of interest rate risk	5,476	46	571	5,286	12	349
TOTAL	5,476	46	571	5,286	12	349

4.2. Deferred taxes**a. Analysis by nature**

(in EUR million)	31/12/2020	31/12/2021
Deferred tax assets	1,578	1,644
Unrecognised deferred tax assets	(1,578)	(1,644)
Recognised deferred tax assets⁽¹⁾	0	0
Deferred tax liabilities⁽¹⁾	(35)	(85)
TOTAL	(35)	(85)

(1) Deferred tax assets and liabilities are netted out when they concern the same tax entity.

The effects of movements in deferred tax on net income and on unrealised or deferred gains and losses are analysed in note 5.12 "Income tax" and in the "Consolidated statement of comprehensive income" respectively.

b. Movements

(in EUR million)	2020	2021
AS AT 1 JANUARY	(15)	(35)
Charge/credit recognised in the income statement : "Income tax"	(21)	(50)
Movements directly recognised in shareholders' equity	0	1
Translation adjustment	1	(1)
AS AT 31 DECEMBER	(35)	(85)

c. Deferred taxes

(in EUR million)	31/12/2020	31/12/2021
Deferred tax assets	1,578	1,644
Deferred tax liabilities	(35)	(85)
DEFERRED TAXES	1,543	1,559

Deferred taxes coming from assets of the balance sheet	2020		2021	
	Total	of which, change through profit or loss	Total	of which, change through profit or loss
(in EUR million)				
Loans (and loan loss provisions)	(1,565)	(293)	(1,291)	286
Securities	(1,453)	(232)	(1,141)	320
Derivatives	422	22	616	194
Tangible fixed assets and intangible assets	2	0	1	(1)
TOTAL	(2,593)	(503)	(1,815)	799

Deferred taxes coming from liabilities of the balance sheet	2020		2021	
	Total	of which, change through profit or loss	Total	of which, change through profit or loss
(in EUR million)				
Derivatives	1,741	247	1,096	(610)
Borrowings, deposits and debt securities	514	319	322	(192)
Provisions	55	(48)	68	13
Pensions	2	(1)	2	0
Non-deductible provisions	(9)	0	(9)	0
Accruals and other liabilities	(25)	(68)	(20)	1
TOTAL	2,278	449	1,459	(788)

Deferred taxes coming from others elements	2020		2021	
	Total	of which, change through profit or loss	Total	of which, change through profit or loss
(in EUR million)				
Tax losses carried forward	1,858	5	1,915	35
TOTAL	1,858	5	1,915	35

TOTAL DEFERRED TAXES	1,543	1,559
-----------------------------	--------------	--------------

d. Expiry date of unrecognised deferred tax assets

Nature	31/12/2020		31/12/2021	
	Unlimited maturity	Total	Unlimited maturity	Total
(in EUR million)				
Temporary difference	(151)	(151)	(61)	(61)
Tax losses carried forward	(1,427)	(1,427)	(1,583)	(1,583)
TOTAL	(1,578)	(1,578)	(1,644)	(1,644)

4.3. Offsetting financial assets and financial liabilities

The following table presents the amounts of financial assets and liabilities before and after offsetting.

The column "Gross amounts set off on the balance sheet" discloses the amounts offset in accordance with the IAS 32 criteria described in note "Accounting principles and rules governing the consolidated financial statements". Amounts set off are related to Dexia's derivative instruments and repurchase agreements traded with clearing houses and the amounts are not significant.

The column "Impact of Master Netting agreements and similar agreements" includes the amounts of financial instruments that are subject to an enforceable master netting arrangement or similar agreement but which do not meet the offsetting criteria defined by IAS 32. This is the case of Dexia's transactions that are subject to ISDA Master Netting Agreements and Global Master Repurchase Agreements for which offsetting can only be performed in case of default, insolvency or bankruptcy of one of the counterparties.

The Dexia Group Master Netting Agreement ("DGMNA") dated as of 2 November 2009 had been concluded between Dexia SA/NV, Banque Internationale à Luxembourg S.A. (formerly known as Dexia Banque Internationale à Luxembourg S.A.), Belfius Bank SA/NV (formerly known as Dexia Bank Belgium SA/NV), Dexia Crédit Local S.A. and Dexia Crediop SpA. As of December 31, 2021, this agreement therefore only concerned situations of possible default by Dexia, Dexia Crédit Local or Dexia Crediop.

The DGMNA permits netting or "Set-Off" amounts owed under transactions governed by different agreements, including one or more ISDA Master agreements or other trading agreements ("Principal Agreements") between the parties to the DGMNA. The DGMNA essentially aims at allowing netting in the event of a default on behalf of one of the parties, and therefore permits netting only when the transactions under the Principal Agreements are accelerated, terminated, liquidated or canceled (a so-called "Close Out" situation), and therefore only permits set-off when either (a) transactions governed by the Master Agreements are accelerated, terminated, liquidated or cancelled, or "b" a Breach of Representations & Warranties under the DGMNA, or "c" a Breach of Covenant under the DGMNA.

When a party is in default under the DGMNA, each other non defaulting Party may elect to Close Out all of the transactions under each Principal Agreement to which such non defaulting Party is a party.

The columns "Cash collateral" and "Financial instruments received or given as collateral" disclose the amounts related to financial collateral. They mainly include Dexia's guarantee deposits and securities received or given as collateral and disclosed at their fair value. These guarantees can only be exercised in case of default, insolvency or bankruptcy of one of the counterparties.

Dexia includes instruments at their recognized amounts, however the amount of collateral is limited to the amount of the guaranteed asset or liability.

a. Financial assets subject to offsetting, enforceable master netting arrangements and similar agreements

	31/12/2020						Net amounts
	Gross amounts of financial assets	Gross amounts set off on the balance sheet	Net amounts of financial assets presented on the balance sheet	Related amounts not set off on the balance sheet			
				Impact of Master Netting Agreements and similar agreements	Cash collateral received	Financial instruments received as collateral	
(in EUR million)							
Derivatives	12,311	(2,259)	10,052	(6,566)	(3,216)	0	269
Reverse repurchase and similar agreements	936	0	936	0	(86)	(850)	0
TOTAL FINANCIAL ASSETS IN SCOPE OF OFFSETTING DISCLOSURES	13,247	(2,259)	10,987	(6,566)	(3,303)	(850)	269

b. Financial liabilities subject to offsetting, enforceable master netting arrangements and similar agreements

	31/12/2020						Net amounts
	Gross amounts of financial liabilities	Gross amounts set off on the balance sheet	Net amounts of financial liabilities presented on the balance sheet	Related amounts not set off on the balance sheet			
				Impact of Master Netting Agreements and similar agreements	Cash collateral given	Financial instruments given as collateral	
(in EUR million)							
Derivatives	34,385	(2,259)	32,126	(6,566)	(20,203)	0	5,356
Repurchase and similar agreements	10,524	0	10,524	0	0	(10,524)	0
TOTAL FINANCIAL LIABILITIES IN SCOPE OF OFFSETTING DISCLOSURES	44,909	(2,259)	42,649	(6,566)	(20,203)	(10,524)	5,356

c. Financial assets subject to offsetting, enforceable master netting arrangements and similar agreements

	31/12/2021						Net amounts
	Gross amounts of financial assets	Gross amounts set off on the balance sheet	Net amounts of financial assets presented on the balance sheet	Related amounts not set off on the balance sheet			
				Impact of Master Netting Agreements and similar agreements	Cash collateral received	Financial instruments received as collateral	
(in EUR million)							
Derivatives	9,446	(1,736)	7,710	(5,111)	(2,338)	0	261
Reverse repurchase and similar agreements	0	0	0	0	0	0	0
TOTAL FINANCIAL ASSETS IN SCOPE OF OFFSETTING DISCLOSURES	9,446	(1,736)	7,710	(5,111)	(2,338)	0	261

d. Financial liabilities subject to offsetting, enforceable master netting arrangements and similar agreements

	31/12/2021						Net amounts
	Gross amounts of financial liabilities	Gross amounts set off on the balance sheet	Net amounts of financial liabilities presented on the balance sheet	Related amounts not set off on the balance sheet			
				Impact of Master Netting Agreements and similar agreements	Cash collateral given	Financial instruments given as collateral	
(in EUR million)							
Derivatives	27,757	(1,736)	26,021	(5,111)	(15,736)	0	5,174
Repurchase and similar agreements	10,761	0	10,761	0	0	(10,761)	0
TOTAL FINANCIAL LIABILITIES IN SCOPE OF OFFSETTING DISCLOSURES	38,518	(1,736)	36,782	(5,111)	(15,736)	(10,761)	5,174

4.4. Related party transactions

a. Related party transactions

Since 31 December 2012, as a result of the capital increase subscribed by the Belgian and French States, these shareholders have become the only two shareholders having a significant influence on Dexia.

Group transactions with these shareholders are described in 4.4 C. below. Pursuant to IAS 24 § 25, the detail of loans, borrowings or commitments with the State Shareholders are not subject to a separate disclosure.

As a result of the ongoing restructuring plan of the group, Dexia does not have any transactions with related parties anymore.

b. Compensation of key management personnel (*)

(in EUR million)	2020	2021
Short-term benefits (1)	4	4

(*) Key management personnel are members of the Board of Directors and of the Management Board.

(1) Includes salaries and other benefits.

Details per person are reported in the section Compensation report, in the "Corporate Governance Statement" chapter of this annual report.

c. Transactions with the Belgian, French and Luxembourg States

Guarantee mechanism in favour of Dexia's financing

2013 guarantee agreement

On 24 January 2013, the French, Belgian and Luxembourg States and Dexia and Dexia Crédit Local ("DCL") entered into a Guarantees Issuance Agreement, and granted an Independent Guarantee pursuant to such Guarantees Issuance Agreement in favour of Dexia Crédit Local (main issuer and main operating entity of the Group) pursuant to the Belgian royal decree of 19 December 2012 amending the royal decree of 18 October 2011 granting a State guarantee for certain loans of Dexia and Dexia Crédit Local SA" (as ratified by the law of 17 June 2013 "portant des dispositions fiscales et financières et des dispositions relatives au développement durable"), the French Enabling Law, as amended by the amending finance law n°2012-1510 of 29 December 2012 and the Luxembourg Enabling Law.

Pursuant to this 2013 Guarantee, the three States guarantee severally, but not jointly, the performance by DCL of their repayment obligations resulting from certain financings provided by qualified, institutional or professional investors (within the meaning of the Guarantee), provided that these obligations arise from certain financings contracted or issued in the form of securities and financial instruments, deposits and borrowings (with a maximum maturity of ten years) between 24 January 2013 and 31 December 2021.

This Guarantee is effective immediately. It replaces the 2011 Temporary Guarantee which is terminated without retroactive effect and without prejudice to any rights arising pursuant to guaranteed obligations entered into or issued prior to the effectiveness of the Guarantee.

The States' several but not joint guarantee pursuant to this Agreement may not exceed a maximum aggregate limit of EUR 85 billion in principal, it being understood that the amounts which are so capped include outstanding guaranteed obligations pursuant to the Guarantee, the 2011 Temporary Guarantee, or any other guarantee granted pursuant to the Guarantees Issuance Agreement but exclude outstanding guaranteed obligations pursuant to the 2008 Guarantee Agreement described below.

The States guarantee the repayment obligations in the following proportion:

(i) 51.41% for the Belgian State (corresponding to a maximum amount of EUR 43.6985 billion);

(ii) 45.59% for the French State (corresponding to a maximum amount of EUR 38.7515 billion); and

(iii) 3.0% for the Luxembourg State (corresponding to a maximum amount of EUR 2.55 billion).

Pursuant to the Guarantee Issuance Agreement, the following guarantee fee is due to the States:

(i) an upfront commission equal to 0.50% of the EUR 85 billion limit, less the upfront commission already paid in connection with the 2011 Temporary Guarantee i.e. a balance of EUR 150 million.

(ii) a monthly fee, calculated at a rate per annum of 0.05% on the amount outstanding under the guaranteed obligations, both on the preexisting guaranteed amounts outstanding under the 2011 Temporary Guarantee and the new guaranteed amounts outstanding under guarantees issued in accordance with the Guarantees Issuance Agreement (it being understood that such monthly fee shall, with respect to the portion of the outstanding amount of the guaranteed obligations that would be held by BDF Gestion SA or by the Banque de France, the National Bank of Belgium, be calculated in accordance with the 2011 Temporary Guarantee Agreement (as long as the ECB accepts the all-in fee principle).

The outstanding amount of the guaranteed debt pursuant to the 2013 guarantee agreement is disclosed on a daily basis on the website of the National Bank of Belgium (<http://www.nbb.be/DOC/DQ/warandia/index.htm>).

As at 31 December 2021, the total outstanding amount of obligations guaranteed by the States pursuant to the 2013 Guarantee Agreement was EUR 48.1 billion. In 2021, Dexia paid a total monthly remuneration of EUR 26 million to the States for these guarantees.

2022 guarantee agreement

Following the approval⁽¹⁾ by the European Commission of the extension of the Dexia funding guarantee for a further period of ten years as from 1 January 2022, the French and Belgian States adopted the legal texts relating to this extension on 29 December 2020 and 27 June 2021 respectively⁽²⁾⁽³⁾.

To recall, the extended funding guarantee (2022 guarantee) retains most of its current features and therefore remains joint, unconditional, irrevocable and on first demand. However, the following changes have been made to the guarantee scheme:

(1) https://ec.europa.eu/commission/presscorner/detail/en/mex_19_5875.

(2) Cf. Dexia Press Release dated 28 May 2021, available at www.dexia.com.

(3) Law 2020-1721 of 29 December 2020 on finance for 2021, published in the Official Journal on 30 December 2020 and Law of 27 June 2021 relating to various financial provisions, published in the Belgian Official Gazette on 9 July 2021.

- The new guarantee ceiling is EUR 75 billion, of which EUR 72 billion to cover the Group's debt issues and EUR 3 billion for intraday interbank overdrafts in euros and foreign currencies.

- The Luxembourg State no longer participates in the guarantee mechanism. Its 3% quota is divided between the Belgian and French States in proportion to their current respective shares of 51.41% and 45.59%, i.e. 53% for Belgium and 47% for France.

The extended guarantee came into force on 1 January 2022. The 2013 guarantee, although expiring on 31 December 2021, continues to produce its effects for all guaranteed bonds issued by Dexia Crédit Local until 31 December 2021 and this for a maximum maturity period of ten years since their issue date. As at 31 December 2021, Dexia's outstanding guaranteed debt amounted to EUR 48 billion.

The remuneration of the guarantor States pursuant to the 2022 guarantee comprises a basic remuneration and a conditional deferred commission. This particular remuneration structure allows the full implementation of the burden-sharing principle which underlies the orderly resolution of Dexia and which imposes a requirement that any improvement in the financial situation of Dexia benefits only the States as shareholders and guarantors.

The basic remuneration is 5 basis points per annum on the guaranteed amounts outstanding, payable monthly. This commission would also be increased by a conditional deferred commission, payable in the event that two conditions materialise. These two conditions are cumulative and are set out in the Decision of the European Commission of 27 September 2019, i.e. (i) Dexia Crédit Local and Dexia may become liable to the holders of hybrid Tier 1 securities bearing the ISIN code FR0010251421 and XS0273230572 respectively, which means in practice that Dexia Crédit Local or Dexia may be put into liquidation, and (ii) Dexia Crédit Local no longer has the authorisation as a credit institution provided for in Article L. 511-10 of the Monetary and Financial Code.

The pricing of this commission will be progressive as from 2022 and will reach an annual rate of 135 basis points in 2027 on outstanding amounts issued under the extended guarantee framework. This commission applies to the outstanding guaranteed debt issued by Dexia Crédit Local and is guaranteed by Dexia SA.

The accounting treatments of these payments to the guarantor States have been the subject of detailed analyses by Dexia. From an accounting point of view, the treatment is different in the consolidated accounts under IFRS of Dexia and Dexia Crédit Local as well as in the social accounts under French GAAP of Dexia Crédit Local. There is no impact in the Belgian GAAP financial statements of Dexia, as the commission applies to the outstanding guaranteed debt issued by Dexia Crédit Local.

In 2022, the amount recorded in the accounts for the conditional deferred commission will be insignificant, in the order of EUR 5 million. For the coming years, the amount will depend on the amount to be funded, which is influenced by various factors, in particular the evolution of interest rates.

In Dexia's consolidated financial statements, the amount of the conditional deferred commission will be recognised as a cost in the statement of income and will be recorded in Interest expense - Amounts covered by sovereign guarantees. On the balance sheet, a corresponding amount will be recorded in Consolidated reserves, resulting in a positive impact on the accounting equity. However, this positive impact will be fully offset by a negative impact on the net result for the financial year.

Guarantee for the financial products portfolio

Dexia entered into an agreement for the sale of the insurance activities of Financial Security Assurance (FSA) to Assured Guaranty Ltd (Assured) on 14 November 2008. The sale was completed on 1 July 2009. The Financial Products activity of FSA, managed by FSA Asset Management (FSAM), was carved out of the transaction and remains under Dexia's ownership.

In that context, the Belgian and French States agreed to provide a guarantee on the Financial Products assets portfolio. This guarantee was approved by the European Commission on 13 March 2009. The terms of this guarantee are set out in two agreements, the First Demand Guarantee Agreement relating to the "financial products" portfolio of FSA Asset Management LLC and the Guarantee Reimbursement Agreement, entered into by the Belgian and French States and Dexia. The main relevant terms of these agreements have been described in the 2011 Annual Report page 165.

Pursuant to these agreements, the Belgian and French States each agreed to guarantee, severally and not jointly, the obligations of Dexia SA pursuant to a put agreement which gave FSAM the right to "put" to Dexia and/or DCL certain assets (the Put Portfolio Assets) included in the FSAM portfolio as at 30 September 2008 upon the occurrence of certain trigger events up to an aggregate amount equal to USD 16.98 billion and up to 62.3711% for the Belgian State and 37.6289% for the French State.

With the consent of the Belgian and French States, FSAM sold to DCL during 2011 all the remaining Put Portfolio Assets. DCL subsequently sold substantially all of the Put Portfolio Assets to third parties. As at 31 December 2011, there were no longer any Put Portfolio Assets held by FSAM that can be put to Dexia SA and DCL and (if those Dexia entities did not pay the required amount to FSAM) require the States to make a payment to FSAM. Dexia also no longer owes the States any guarantee fee with respect thereto. The guarantee by the Belgian and French States on the Put Portfolio Assets, however, technically remains outstanding. The States are thus still entitled to recover from Dexia any amounts paid pursuant to their guarantee according to the Guarantee Reimbursement Agreement.

4.5. Information on operations held for sale and discontinued operations

a. Assets and liabilities included in disposal groups held for sale

Nil.

b. Income Statement

	31/12/2021
(in EUR million)	BIL
Result on disposal	25
Income from discontinued operations, net of tax	25
Minority interest	
Group share	25

Recovery on litigation guaranteed by Dexia on the sale of BIL.

4.6. Capital stock

	2020	2021
	Category A	Category A
Number of shares authorised	420,134,302	420,134,302
Number of shares issued and fully paid	420,134,302	420,134,302
Number of shares issued and not fully paid		
Value per share	no nominal value	no nominal value
Outstanding as at 1 Jan.	420,134,302	420,134,302
Outstanding as at 31 Dec.	420,134,302	420,134,302
Number of treasury shares	112	112
Number of shares reserved for issue under stock options and contracts for the sale of shares	112	112

See note 4.4.c Transactions with the Belgian, French and Luxembourg States.

The share capital of Dexia SA amounts to EUR 500,000,000 as at 31 December 2020.

Since the extraordinary shareholders' meeting of 7 December 2017, it is represented by 420,134,302 shares without indication of their nominal value, each representing 1/420,134,302 of the share capital.

Conversion of the preference shares

On 7 December 2017, an extraordinary shareholders' meeting approved the proposal to convert the preference shares (Class B category) subscribed in 2012 by the Belgian and French States and to issue profit shares.

As part of this conversion, all the preference shares issued on 31 December 2012 and held by the Belgian and French States are converted into ordinary shares, at a conversion rate of 14.446 ordinary shares (i.e. currently category A shares) against one preference share (currently category B shares). Furthermore, profit shares bearing Contingent Liquidation Rights (CLR) are granted to the Belgian and French States. These CLRs do not represent the capital of Dexia, but grant the States the right to benefit from a preferential distribution, on the liquidation of Dexia, after settlement of the debts and charges, in an amount of EUR 440 million per annum to count

from 1 January 2018 up to the date of liquidation. This right to a preferential distribution in the event of liquidation may only be exercised once, of the occasion of Dexia's liquidation. The conversion plan approved by the extraordinary shareholders' meeting falls within the framework of the Dexia orderly resolution plan approved by the European Commission on 28 December 2012. It is implemented with a view to meeting the requirements of banking regulations. In particular, the conversion plan has the following two objectives:

- on the one hand, to ensure the observance by the Company of the capital ratios imposed by the European Central Bank (ECB) in its decision dated 8 December 2016;

- and on the other hand, to ensure the ongoing observance of the "burden sharing" requirements imposed by the European Commission in its decision dated 28 December 2012 by virtue of the regulations on State aid which, to recall, aim to guarantee that any improvement in Dexia's financial situation will primarily and principally benefit the States.

The plan was approved by the European Commission on 19 September 2017. On 27 November 2017, the ECB gave its consent to the ordinary shares emanating from the conversion to be effectively treated as Common Equity Tier 1.

4.7. Exchange rates

The primary exchange rates are presented in the following schedule.

		31/12/2020		31/12/2021	
		Closing rate ⁽¹⁾	Average rate ⁽²⁾	Closing rate ⁽¹⁾	Average rate ⁽²⁾
Australian dollar	AUD	1.5876	1.6579	1.5630	1.5774
Canadian dollar	CAD	1.5618	1.5384	1.4404	1.4800
Swiss Franc	CHF	1.0804	1.0705	1.0356	1.0796
Czech Koruna	CZK	26.2475	26.4943	24.8590	25.6351
Danish Krone	DKK	7.4408	7.4532	7.4364	7.4369
British Pound Sterling	GBP	0.8995	0.8882	0.8397	0.8584
Hong-Kong dollar	HKD	9.5200	8.8999	8.8530	9.1859
Hungarian forint	HUF	363.2800	353.5913	369.6350	358.5921
Shekel	ILS	3.9470	3.9229	3.5220	3.8169
Japanese Yen	JPY	126.5250	121.9296	130.6250	130.3308
Won	KRW	1,337.3250	1,351.3429	1,349.5850	1,354.3229
Mexican Peso	MXN	24.3758	24.7425	23.0995	24.0116
Norwegian Krone	NOK	10.4605	10.7790	10.0094	10.1651
New Zealand dollar	NZD	1.6982	1.7599	1.6595	1.6736
Swedish Krona	SEK	10.0372	10.4739	10.2695	10.1533
Singapore dollar	SGD	1.6214	1.5792	1.5303	1.5860
New Turkish Lira	TRY	9.1318	8.1618	15.4162	10.8190
US Dollar	USD	1.2278	1.1475	1.1352	1.1816

(1) Rate observed on Reuters at 4:45 pm on the last business day of the month of December.

(2) Average of the closing rates used by the Dexia group.

4.8. Management of capital

The information regarding management of capital is provided in the chapter « Information on capital and liquidity » of the Management Report.

4.9. Outstanding amounts of financial instruments impacted by reform of the reference indices

(in EUR million)	Financial assets (excluding derivatives) impacted by the reform	Financial liabilities (excluding derivatives) impacted by the reform ⁽²⁾	Derivatives impacted by the reform ⁽³⁾
Current reference indices	Outstanding Capital		Notional amount
<i>Indices that cease immediately after 31/12/2021⁽¹⁾</i>			
EONIA	2,276	336	8,286
LIBOR GBP	135	9,412	22,788
LIBOR others			1,101
TOTAL	2,411	9,748	32,175
<i>Indices that cease immediately after 30/06/2023</i>			
LIBOR USD	990	4,879	32,378
<i>Indices maintained for the next few years</i>			
EURIBOR	8,539	28,239	131,765

(1) Exposures relating to contracts for which the terms of transition to the new reference rates have been fixed in 2021 and for which the migration will take place during 2022.

(2) Of which EUR 20 million relating to contracts qualified as "tough legacy" whose transition is particularly difficult and which could not be renegotiated before the disappearance of the index and which benefit for a limited time from the "synthetic GBP LIBOR" as from the year 2022.

(3) Of which EUR 33 million relating to contracts qualified as "tough legacy" whose transition is particularly difficult and which could not be renegotiated before the disappearance of the index and which benefit for a limited period from the "synthetic GBP LIBOR" from the year 2022.

5. Notes on the income statement

(Some amounts may not add up due to roundings off)

5.1. Interest income - Interest expense	117	5.7. Other expenses	120
5.2. Commissions	118	5.8. Operating expenses	120
5.3. Net gains (losses) on financial instruments at fair value through profit or loss	118	5.9. Depreciation, amortisation and impairment of tangible fixed assets and intangible assets	121
5.4. Net gains (losses) on financial assets measured at FVOCI	119	5.10. Cost of credit risk	121
5.5. Net gains (losses) on financial instruments measured at AC	119	5.11. Net gains (losses) on other assets	123
5.6. Other income	119	5.12. Income tax	123

5.1. Interest income - Interest expense

(in EUR million)	2020	2021
Interest income	2,797	2,270
a) Interest income on assets not measured at fair value through P/L	985	803
Cash and central banks	7	0
Financial assets at amortised cost - Interbank loans and advances	8	3
Financial assets at amortised cost - Customer loans and advances ⁽³⁾	428	383
Financial assets at amortised cost - Debt securities	459	371
Financial assets at fair value through OCI	79	42
Other	3	4
b) Interest income on assets measured at fair value through P/L	1,548	1,151
Financial assets mandatorily at fair value through P/L	173	98
Derivatives held for trading	356	230
Hedging derivatives	1,019	823
c) Interests received on financial liabilities	263	316
Interests received on financial liabilities ⁽²⁾	263	316
Interest expense	(2,785)	(2,233)
a) Interest expense on liabilities not measured at fair value	(769)	(519)
Interbank borrowings and deposits	(90)	(58)
Customer borrowings and deposits	(13)	(12)
Debt securities	(637)	(420)
Amounts covered by sovereign guarantees ⁽¹⁾	(29)	(26)
Other	(1)	(2)
b) Interest expense on liabilities measured at fair value	(1,687)	(1,349)
Liabilities designated at fair value through P/L	(36)	(32)
Derivatives held for trading	(312)	(213)
Hedging derivatives	(1,339)	(1,105)
c) Interests paid on financial assets	(329)	(365)
Interests paid on financial assets ⁽²⁾	(329)	(365)
Net interest income	12	37

(1) This item includes fees paid to the States for the guarantees they granted to Dexia's debt. See also note 4.4.c Related party transactions - Transactions with the Belgian, French and Luxembourg States.

(2) In the current environment of very low or negative rates, Dexia decided to present separately positive interests on financial liabilities and negative interests on financial assets.

(3) Of which EUR 25 million relating to leases at 31 december 2021 (EUR 27 million at 31 decembre 2020).

5.2. Fees and Commissions

(in EUR million)	2020			2021		
	Income	Expense	Net	Income	Expense	Net
Lending activity	3	(2)	1	3	(2)	1
Payment services	0	(5)	(5)	0	(4)	(4)
Services on securities other than custodial services	0	(1)	(1)	0	(1)	0
Custodial services	2	0	2	2	0	2
Compensation and settlement-delivery	0	(1)	(1)	0	0	0
Intermediation on bond lending and reverse repo	0	(7)	(7)	0	(8)	(8)
TOTAL	6	(17)	(11)	6	(16)	(10)

Fees and commissions related to financial assets and financial liabilities which are not at fair value through profit or loss are below materiality.

5.3. Net gains (losses) on financial instruments at fair value through profit or loss

(in EUR million)	2020	2021
Dividend income on non trading equity instruments mandatorily at FVTPL	0	2
Net trading income ⁽⁵⁾	(91)	8
Net result of hedge accounting	57	(107)
Net result of financial liabilities designated at fair value through profit or loss ⁽¹⁾	18	18
Net result on non-trading financial assets mandatorily at fair value through profit or loss ⁽²⁾	(68)	25
Funding costs associated with non-collateralised derivatives (FVA) ⁽³⁾⁽⁴⁾	19	25
Change in fair value of derivatives attributable to counterparty risk (credit value adjustment) ⁽³⁾	9	(11)
Change in fair value of derivatives attributable to own credit risk (debit value adjustment) ⁽³⁾	7	(13)
Net result of foreign exchange transactions	18	(16)
TOTAL	(31)	(70)
(1) Among which derivatives included in a fair value option strategy.	97	(56)
(2) Among which derivatives included in an economic hedge strategy.	33	133

(3) FVA, CVA et DVA are booked in the result of trading activities.

(4) In accordance with the provisions of IFRS13 and in line with market practice, the Dexia Group developed a methodology for the calculation, from June 2015, of a Funding Valuation Adjustment (FVA) aimed at measuring the funding costs associated with non-collateralised derivatives.

(5) Includes EUR -30 million (EUR -149 million in 2020) of interest income and expenses on trading derivatives.

Also includes an amount of EUR 43 million (EUR -75 million in 2020) related to the partial hedge of the ineffectiveness of fair value hedges.

Interest received and paid on assets, liabilities and derivatives are recorded under interest margin, except for interest on trading derivatives measured at fair value through profit or loss (excluding economic hedging derivatives which are held for risk management purposes but for which hedge accounting is not applied).

Consequently, net income from hedge accounting, net income from financial liabilities designated at fair value through profit or loss and net income from non-trading financial assets mandatorily measured at fair value through profit or loss include only the change in the clean value of derivatives, the revaluation of assets and liabilities included in a hedging relationship and the revaluation of the portfolio measured at fair value through profit or loss.

Analysis of net result of hedge accounting

(in EUR million)	2020	2021
Fair value hedges	57	(34)
Fair value changes of the hedged item attributable to the hedged risk	2,365	(2,400)
Fair value changes of the hedging derivatives	(2,308)	2,366
Cash flow hedges	0	(73)
Discontinuation of cash flow hedge accounting (Cash flows no longer expected to occur)	0	(73)
Portfolio hedge	0	(1)
Fair value changes of the hedged item	(37)	(190)
Fair value changes of the hedging derivatives	37	189
TOTAL	57	(107)
<i>Discontinuation of cash flow hedge accounting (cash flows still expected to occur) - amounts recorded in interest margin</i>	(2)	3

The fair value hedge ineffectiveness includes EUR 117 million income related to the early replacement of the benchmark index of fair value hedge derivative contracts indexed on GBP LIBOR.

The balance of the change (EUR -151 million) is mainly related to the evolution of the base rates, i.e. the difference between the short term spot rates and the Currency Basis Swaps when assets are hedged by Currency Interest Rate Swaps or have collateral paid in a different currency than the hedged item. These base rates have reversed between 2020 and 2021, which is the reason for the change in sign of the residual ineffectiveness.

The cash flow hedging result includes an amount of EUR -79 million due to the termination of swaps that hedged the financing of prepaid social housing UK loans.

5.4. Net gains (losses) on financial assets measured at FVOCI

(in EUR million)	2020	2021
Net gain (loss) on disposals of loans measured at FVOCI ⁽¹⁾	(29)	(22)
Net gain (loss) on disposals of bonds measured at FVOCI ⁽²⁾	(40)	(29)
TOTAL	(69)	(51)

(1) 2021 includes a loss of EUR -16 million on the sale of a portfolio of loans on the French local public sector (EUR - 21 million in 2020).

(2) 2021 includes a loss of EUR -27 million on the sale of USD 591 million of securities denominated in USD.

5.5. Net gains (losses) on financial instruments measured at AC

(in EUR million)	2020	2021
Net gain (loss) on disposals of loans measured at AC ⁽¹⁾⁽²⁾	1	29
Net gain (loss) on disposals of bonds measured at AC ⁽¹⁾⁽³⁾	0	(40)
Net gains (losses) on modified assets ⁽⁴⁾	0	6
Net gain (loss) on redemption of borrowings and deposits	(4)	(2)
TOTAL	(3)	(6)

(1) Except for gains or losses on impaired securities, which are included in the cost of credit risk.

(2) Is mainly due to early repayment of loans.

(3) Dexia decided to reduce its risk on the State of Illinois and the Republic of Italy by selling USD 422 million and EUR 412 million of securities respectively.

(4) See note 7.2.i.

5.6. Other income

(in EUR million)	2020	2021
Other banking income	1	0
Litigations ⁽¹⁾	27	72
Other income ⁽²⁾	2	8
TOTAL	30	80

(1) (Pre-)litigation is subject to regular analysis according to the evolution of the cases and their environment (results of negotiations, court decisions, etc.). This gives rise to charges and reversals, which can be found in note 5.6 Other income and 5.7 Other expenses respectively.

(2) The "other" line includes, in revenue, amounts of commercial and other debts that have not been claimed for more than 10 years and are therefore included in revenue because they have become unpaid, as well as, in revenue and expenses, the recognition of allowances and reversals, respectively, following the definitive settlement of disputes on the basis of the settlement protocols.

Details of the litigations can be found in note 3.6.

5.7. Other expenses

(in EUR millions)	2020	2021
Provisions for litigations ⁽¹⁾	(40)	(93)
Other expenses ⁽²⁾	0	(14)
TOTAL	(40)	(106)

(1) (Pre-)litigation is subject to regular analysis according to the evolution of the cases and their environment (results of negotiations, court decisions, etc.). This gives rise to charges and reversals, which can be found in note 5.6 Other income and 5.7 Other expenses respectively.

(2) The «other» line includes, in revenue, amounts of commercial and other debts that have not been claimed for more than 10 years and are therefore included in revenue because they have become unpaid, as well as, in revenue and expenses, the recognition of allowances and reversals, respectively, following the definitive settlement of disputes on the basis of the settlement protocols.

Details of the litigations can be found in note 3.6.

5.8. Operating expenses

(in EUR million)	2020	2021
Payroll costs	(95)	(82)
General and administrative expenses	(208)	(196)
TOTAL	(303)	(278)

a. Payroll Costs

(in EUR million)	2020	2021
Compensation and salary expense	(60)	(55)
Social security and insurance expense	(24)	(22)
Employee benefits	(5)	(6)
Restructuring costs	(2)	5
Other	(3)	(4)
TOTAL	(95)	(82)

b. Employee information

	2020	2021
(Average full time equivalent)	Fully consolidated	Fully consolidated
Executive staff	22	20
Administrative staff	516	514
TOTAL	538	534

	2020					
(Average full time equivalent)	Belgium	France	Italy	Other Europe	USA	Total
Executive staff	8	6	2	2	4	22
Administrative staff	45	371	74	18	8	516
TOTAL	53	377	76	20	12	538

	2021					
(Average full time equivalent)	Belgium	France	Italy	Other Europe	USA	Total
Executive staff	8	6	2	2	2	20
Administrative staff	45	371	73	18	7	514
TOTAL	53	377	75	20	9	534

c. General and administrative expenses

(in EUR million)	2020	2021
Cost of premises	(5)	(3)
Rent expense ⁽¹⁾	(3)	(3)
Fees	(47)	(50)
IT expense	(71)	(67)
Software, research and development	(3)	(1)
Maintenance and repair	(1)	(1)
Insurance (except related to pensions)	(3)	(3)
Other taxes ⁽²⁾	(65)	(55)
Other general and administrative expenses	(11)	(13)
TOTAL	(208)	(196)

(1) This amount does not include IT equipment rental expenses, which are included in the «IT expense» line.

(2) This item includes an expense (EUR - 51 million in 2021 and EUR -56 million in 2020) corresponding to 85% of the amount of the payment to the annual contribution to the Single Resolution Fund (SRF) set up by the European authorities under the Single Supervisory Mechanism.

5.9. Depreciation, amortisation and impairment of tangible fixed assets and intangible assets

Depreciation and amortisation (in EUR million)	2020	2021
Depreciation of other tangible fixed assets ⁽¹⁾	(20)	(8)
Amortization of intangible assets	(11)	(12)
TOTAL	(31)	(20)

(1) In 2020, Dexia Credit Local paid an indemnity of EUR -11 million for the early return of part of the premises hosting its head office.

Impairment

Nil.

Gains or losses

Nil.

5.10. Cost of credit risk

(in EUR million)	2020				TOTAL
	Stage 1	Stage 2	Stage 3	POCI ⁽¹⁾	
Financial assets at amortised cost - Interbank loans and advances		(12)			(12)
Financial assets at amortised cost - Customer loans and advances		(38)	(7)	(3)	(48)
Financial assets at amortised cost - Interbank debt securities	(1)	(56)			(57)
Financial assets at amortised cost – Customer debt securities	(14)	(51)	1		(65)
Financial assets at fair value through OCI -Customer loans and advances			5		5
Financial assets at fair value through OCI -Debt securities		9			9
Other accounts receivable	(1)		3		2
Off-balance sheet commitments		(1)	(2)		(3)
TOTAL	(16)	(149)	0	(3)	(169)

(1) POCI : Purchased or originated credit impaired debt instruments

The year 2020 has been impacted by the Covid-19 crisis with the recording of EUR 96 million of provisions related to changes in macroeconomic scenarios and the review of sensitive sectors.

In addition, a collective provision of EUR 51 million has been recorded in Stage 2 on the Tunisian counterpart to take into account the risks related to Covid-19 and the degradation of the Tunisian sovereign.

(in EUR million)	2021				
	Stage 1	Stage 2	Stage 3	POCI ⁽¹⁾	TOTAL
Financial assets at amortised cost - Interbank loans and advances		13			14
Financial assets at amortised cost - Customer loans and advances	1	25	20	4	50
Financial assets at amortised cost - Interbank debt securities	1	69	(70)		0
Financial assets at amortised cost - Customer debt securities	10	37	0		47
Financial assets at fair value through OCI -Customer loans and advances		1	4		6
Financial assets at fair value through OCI -Debt securities					1
TOTAL	13	146	(46)	4	117

(1) POCI : Purchased or originated credit impaired debt instruments

(2) The exposure on Tunisia has been moved from phase 2 to phase 3 following the deterioration of the economic situation in the country and the downgrade of the rating.

Detail

Stage 1 (in EUR million)	2020			2021		
	Additions	Recoveries	Total	Additions	Recoveries	Total
Financial assets at amortised cost - Customer loans and advances			0		1	1
Financial assets at amortised cost - Interbank debt securities	(1)		(1)		1	1
Financial assets at amortised cost - Customer debt securities	(17)	3	(14)	(7)	17	10
Financial assets at fair value through OCI -Debt securities	(1)	1	0			0
Other accounts receivable	(1)		(1)			0
TOTAL	(20)	4	(16)	(8)	20	13

Stage 2 (in EUR million)	2020			2021		
	Additions	Recoveries	Total	Additions	Recoveries	Total
Financial assets at amortised cost - Interbank loans and advances	(12)		(12)		14	13
Financial assets at amortised cost - Customer loans and advances	(81)	42	(38)	(47)	71	25
Financial assets at amortised cost - Interbank debt securities	(75)	19	(56)	(1)	70	69
Financial assets at amortised cost - Customer debt securities	(72)	21	(51)	(40)	77	37
Financial assets at fair value through OCI -Customer loans and advances	(13)	13	0	(11)	13	1
Financial assets at fair value through OCI -Debt securities		9	9			0
Off-balance sheet commitments	(2)	1	(1)	(2)	3	0
TOTAL	(255)	106	(149)	(101)	247	146

Stage 3 (in EUR million)	2020			
	Additions	Recoveries	Losses	Total
Financial assets at amortised cost - Customer loans and advances	(17)	16	(6)	(7)
Financial assets at amortised cost - Customer debt securities	(2)	3		1
Financial assets at fair value through OCI -Customer loans and advances	(3)	8		5
Other accounts receivable	(1)	4		3
Off-balance sheet commitments	(2)			(2)
TOTAL	(25)	31	(6)	0

Stage 3 (in EUR million)	2021		
	Additions	Recoveries	Total
Financial assets at amortised cost - Customer loans and advances	(14)	34	20
Financial assets at amortised cost - Interbank debt securities	(70)		(70)
Financial assets at amortised cost - Customer debt securities	(2)	2	0
Financial assets at fair value through OCI -Customer loans and advances		4	4
TOTAL	(87)	40	(46)

5.11. Net gains (losses) on other assets

(in EUR million)	2020	2021
Net gains (losses) on disposals of consolidated equity investments ⁽¹⁾	101	0
TOTAL	101	0

(1) In 2020, the translation adjustment carried by the equity of the New York branch has been recycled to the income statement following the transfer of the entity's residual balance sheet to the Paris headquarters on April 30, 2020.

5.12. Income tax

Detail of tax expense (in EUR million)	2020	2021
Income tax on current year	20	(1)
Deferred taxes on current year	(21)	(51)
TAX ON CURRENT YEAR RESULT (A)	(1)	(52)
OTHER TAX EXPENSE (B)	0	0
TOTAL (A) + (B)	(1)	(52)

Effective corporate income tax charge

The standard tax rate applicable in Belgium is 25% (2020 : 25%).

Dexia effective tax rate was respectively (0.1%) in 2020 and (16.91%) in 2021.

The difference between the standard and the effective tax rate can be analysed as follow:

(in EUR million)	2020	2021
Net income before tax	(618)	(307)
Tax base	(618)	(307)
Statutory tax rate	25.00%	25.00%
Theoretical corporate income tax at the standard rate	154	77
Impact of differences between foreign tax rates and the standard Belgian tax rate	25	13
Tax effect of non-deductible expenses	(75)	(4)
Tax effect of non-taxable income	2	1
Impact of items taxed at a reduced rate	(4)	0
Other additional taxes or tax savings	(32)	(17)
Tax effect from reassessment of unrecognised deferred tax assets	(72)	(122)
Tax on current year	(1)	(52)
Effective tax rate	(0.10%)	(16.91%)

6. Note on off-balance sheet items

These notes will be supplemented with the information in the following notes:

- note 7.3: Information on guarantees
- note 1.2.d : paragraph "Nature of risks associated with Dexia's entities interests in consolidated structured entities"
- note 2.13: Transfer of financial assets
- note 4.3.: Offsetting of financial assets and financial liabilities

6.1. Regular way trade

(in EUR million)	31/12/2020	31/12/2021
Assets to be delivered	0	260
Liabilities to be received	2,379	5,735

6.2. Guarantees

(in EUR million)	31/12/2020	31/12/2021
Guarantees given to credit institutions	277	251
Guarantees given to customers	475	473
Guarantees received from credit institutions	9	0
Guarantees received from customers	2,449	2,736
Guarantees received from the States ⁽¹⁾	55,442	48,104

(1) See note 4.4.C "Transactions with the Belgian, French and Luxembourg States" and note 3.4. "Debt securities"

6.3. Loan commitments

(in EUR million)	31/12/2020	31/12/2021
Unused lines granted to credit institutions	8	8
Unused lines granted to customers	460	287
Unused lines granted from credit institutions	5,985	2,111
Unused lines granted from customers	732	205

6.4. Other commitments

(in EUR million)	31/12/2020	31/12/2021
Financial instruments given as collateral and other commitments given	32,757	24,858
Financial instruments received as collateral other commitments received	6,139	3,106

7. Note on risk exposure

(Some amounts may not add up due to rounding differences)

7.0. Risk exposure and hedging strategy	125	7.4. Sensitivity to interest rate risk and other market risks	136
7.1. Fair value	125	7.5. Liquidity risk	137
7.2. Credit risk exposure	128	7.6. Currency risk	140
7.3. Collateral	136	7.7. Hedge accounting	140

7.0. Risk exposure and hedging strategy

We refer to chapter Risk Management of Management Report, pages 16 to 27.

7.1. Fair value

a. Fair value measurement and fair value hierarchy of financial instruments

We refer to note 1.1 Accounting policies and valuation methods, paragraph 1.1.7. Fair value of financial instruments.

b. Fair value

The following tables compare the fair value with the carrying amount of financial instruments not measured at fair value.

(in EUR million)	31/12/2020			31/12/2021		
	Carrying amount	Fair value	Unrecognised fair value adjustment	Carrying amount	Fair value	Unrecognised fair value adjustment
Cash and central banks	9,866	9,866	0	9,753	9,753	0
Financial assets at amortised cost - Debt securities	37,332	32,259	(5,073)	34,767	30,546	(4,221)
Financial assets at amortised cost - Interbank loans and advances	21,507	21,700	193	17,308	17,299	(8)
Financial assets at amortised cost - Customer loans and advances	27,532	22,432	(5,100)	24,506	20,536	(3,970)
Interbank borrowings and deposits	9,831	10,009	178	6,451	5,904	(547)
Customer borrowings and deposits	6,824	6,793	(31)	8,819	8,785	(34)
Debt securities	57,360	57,998	638	49,406	48,635	(771)
Subordinated debt	19	19	0	20	20	0

c. Methods used to determine the fair value of financial instruments

The following tables provide an analysis of the fair value of financial assets and financial liabilities, based on the degree to which the fair value is observable (Level 1 to 3). The fair value measurement is recurring for financial instruments at fair value. The non-recurring fair value measurement is not significant for Dexia.

Fair value of financial assets

(in EUR million)	31/12/2020				31/12/2021			
	Level 1	Level 2	Level 3	Total	Level 1	Level 2	Level 3	Total
Cash and central banks		9,866		9,866		9,753		9,753
Financial assets at fair value through profit and loss		7,353	2,058	9,411		5,460	1,820	7,281
* <i>Derivatives</i>		7,353	2,058	9,411		5,460	1,820	7,281
Financial assets mandatorily at FVTPL		1,607	1,932	3,539		1,079	920	1,999
* <i>Debt securities</i>		257	135	392		201	2	203
* <i>Loans and advances</i>		1,350	1,789	3,139		878	916	1,794
* <i>Equity instruments</i>			7	8		0	2	2
Hedging derivatives		1,149	114	1,263		589	73	662
Financial assets at fair value through OCI	108	2,352	909	3,369	275	924	703	1,902
* <i>Debt securities</i>	104	937	23	1,064	275	93		368
* <i>Loans and advances</i>		1,389	881	2,270		805	698	1,503
* <i>Equity instruments designated at FVOCI</i>	4	27	5	35		27	5	31
Financial assets at amortised cost - Debt securities	20,957	10,472	831	32,259	20,465	9,451	631	30,546
Financial assets at amortised cost - Interbank loans and advances		20,702	998	21,700		17,215	84	17,299
Financial assets at amortised cost - Customer loans and advances		12,579	9,853	22,432		11,803	8,733	20,536
TOTAL	21,065	66,081	16,694	103,840	20,740	56,275	12,964	89,979

Fair value of financial liabilities

(in EUR million)	31/12/2020				31/12/2021			
	Level 1	Level 2	Level 3	Total	Level 1	Level 2	Level 3	Total
Financial liabilities at fair value through profit and loss		9,783	2,742	12,525		7,710	2,406	10,116
* <i>Financial liabilities designated at fair value</i>		877		878		812		812
* <i>Trading derivatives</i>		8,905	2,742	11,648		6,898	2,406	9,304
Hedging derivatives		9,444	11,103	20,548		6,207	10,508	16,714
Interbank borrowings and deposits		6,612	3,397	10,009		5,617	287	5,904
Customer borrowings and deposits		5,845	948	6,793		7,023	1,763	8,785
Debt securities	96	42,805	15,097	57,998	98	39,508	9,029	48,635
Subordinated debt			19	19			20	20
TOTAL	96	74,490	33,307	107,892	98	66,065	24,012	90,175

d. Transfer between level 1 and level 2

The tables hereunder present the amounts of financial instruments at fair value, for which fair value measurement is recurring, still in the books at the end of the period and for which the methodology of valuation has been changed between level 1 and level 2.

(in EUR million)	31/12/2020		31/12/2021	
	From 1 to 2	From 2 to 1	From 1 to 2	From 2 to 1
Debt securities at FVOCI	63	104	0	57
TOTAL FINANCIAL ASSETS	63	104	0	57
TOTAL FINANCIAL LIABILITIES	0	0	0	0

The amounts of transfers between levels are the amounts of fair value of financial instruments at the closing date.

e. Level 3 reconciliation

	2020								
	Opening balance	Total gains/ losses in P&L	Unrealised or deferred gains/losses	Sale	Settlement	Transfer into level 3	Transfer out of level 3	Other movements ⁽¹⁾	Closing
(in EUR million)									
Non-trading financial asset mandatorily at fair value through profit or loss									
<i>Debt securities</i>	232	(55)			(13)		(21)	(8)	135
<i>Loans and advances</i>	936	(137)			(50)	7	(11)	1,044	1,789
<i>Equity instruments</i>	17				(10)				7
Trading derivatives	1,874	145				85		(46)	2,058
Hedging derivatives	144	(29)							114
Financial assets at fair value through other comprehensive income									
<i>Debt securities</i>	546	17	15	(126)			(393)	(36)	23
<i>Loans and advances</i>	287	(17)	8		(212)			815	881
<i>Equity instruments</i>	5								5
TOTAL FINANCIAL ASSETS	4,041	(77)	23	(126)	(284)	93	(425)	1,769	5,013
Derivatives held for trading	2,235	92	388			99		(72)	2,742
Hedging derivatives	9,732	1,813	45			3		(490)	11,103
TOTAL FINANCIAL LIABILITIES	11,967	1,906	434	0	0	102	0	(562)	13,846

(1) Other movements include exchange differences for companies in euros and translation differences for companies in foreign currencies. On the assets side, they amount to EUR -127 million recognised in the income statement and EUR -1 million recognised in Gains and losses recognised directly in equity. On the liabilities side, they amount to EUR -534 million recognised in the income statement and EUR -28 million recognised in Gains and losses recognised directly in equity.

They also include transfers of assets from amortised cost to fair value through profit or loss and fair value through equity under the RDP (Remedial Deleveraging Plan).

The amounts of transfers to level 3 or out of level 3 are the amounts of fair value at the closing date.

	2021								
	Opening balance	Total gains/ losses in P&L	Unrealised or deferred gains/losses	Sale	Settlement	Transfer into level 3	Transfer out of level 3	Other movements ⁽¹⁾	Closing
(in EUR million)									
Non-trading financial asset mandatorily at fair value through profit or loss									
<i>Debt securities</i>	135	(31)		(65)	(35)		(3)		2
<i>Loans and advances</i>	1,789	(10)		(3)	(750)	277	(456)	69	916
<i>Equity instruments</i>	7				(6)			1	2
Trading derivatives	2,058	(347)				146	(84)	47	1,820
Hedging derivatives	114	(17)					(25)		73
Financial assets at fair value through other comprehensive income									
<i>Debt securities</i>	23	(17)	(7)						0
<i>Loans and advances</i>	881	5	6		(232)	12	(3)	30	698
<i>Equity instruments</i>	5								5
TOTAL FINANCIAL ASSETS	5,013	(417)	(1)	(67)	(1,023)	435	(571)	148	3,516
Derivatives held for trading	2,742	(397)				150	(103)	15	2,406
Hedging derivatives	11,103	(299)	(5)				(208)	(83)	10,508
TOTAL FINANCIAL LIABILITIES	13,846	(696)	(5)			150	(311)	(68)	12,914

(1) Other movements include exchange differences for companies in euros and translation differences for companies in foreign currencies. On the assets side, they amount to EUR +147 million recognised in the income statement and EUR +1 million recognised in Gains and losses recognised directly in equity. On the liabilities side, they amount to EUR -100 million recognised in the income statement and EUR +32 million recognised in Gains and losses recognised directly in equity.

The amounts of transfers to level 3 or out of level 3 are the amounts of fair value at the closing date.

f. Sensitivity of the fair value of level 3 valuations financial instruments to reasonably possible alternative assumptions

Dexia measures the fair value of the level 3 financial instruments using some unobservable inputs. As this unobservable character results in a certain degree of uncertainty into the valuation, an analysis of the fair value sensitivity of Level 3 instruments to alternative assumptions

was performed as at 31st December 2021. The sensitivity analysis has been conducted using reasonably possible inputs or applying assumptions in line with the valuation adjustment policies for the financial instruments in question.

The table hereunder summarizes the financial assets and liabilities classified as Level 3 for which alternative assumptions in one or more unobservable inputs would lead to a significant variation in fair value.

(in EUR million)		2020			
Financial instruments	Non observable inputs	Alternative assumptions		Impacts on fair value measurement	
		Worst case	Best case	Worst case	Best case
Bonds	Credit spread	+ / - one standard deviation		(2.1)	2.1
Loans	Credit spread	580 bps	50 bps	(354.7)	180.4
CDS	Credit spread	+ / - one standard deviation		(17.9)	11.6
Derivatives	Interest Rate	+ / - one standard deviation		(10.4)	10.4
	Spread of CBS	+ / - one standard deviation		(4.9)	4.9
	Inflation	+ / - one standard deviation		(0.1)	0.1
TOTAL				(390.2)	209.6

(in EUR million)		2021			
Financial instruments	Non observable inputs	Alternative assumptions		Impacts on fair value measurement	
		Worst case	Best case	Worst case	Best case
Bonds	Credit spread	+ / - one standard deviation		(0.03)	0.03
Loans	Credit spread	500 bps	75 bps	(218.0)	102.2
CDS	Credit spread	+ / - one standard deviation		(11.4)	8.6
Derivatives	Taux d'intérêt	+ / - one standard deviation		(10.5)	10.5
	Spread of CBS	+ / - one standard deviation		(10.5)	10.5
	Inflation	+ / - one standard deviation		(0.3)	0.3
TOTAL				(250.7)	132.1

The unobservable input in the valuation of bonds and credit default swaps (CDS) classified in level 3 is the credit spread. The alternative assumptions used to measure the fair value sensitivity of those financial instruments are based on the dispersion of the spreads used for their valuation, and consist of applying a shock of +/- one standard deviation to the credit spreads. The sensitivity of the bonds' fair value is estimated to range from EUR -0.03 million (reflecting a deterioration in the abovementioned inputs) to EUR +0.03 million (reflecting an improvement in the above mentioned inputs), while the sensitivity of the Credit Default Swaps fair value is estimated to range from EUR -11.4 million in the adverse scenario to EUR +8.6 million in the favorable scenario.

For the loans classified in level 3, the alternative assumptions consist in using the minimum and maximum spreads observed when valuing similar assets by Dexia. The impact of those alternative assumptions is estimated to range EUR -218 million for the worst case scenario to EUR + 102.2 million for the best case scenario.

For level 3 derivatives, the unobservable market inputs are mainly the interest rate, the inflation and the currency basis spreads (CBS). The alternative assumptions used by Dexia are based on the dispersion of available market data by risk factor and pillar. The sensitivity of each derivative is then determined for a variation of +/- one standard deviation in these inputs. The total impact on the fair value is estimated to range between EUR -21.3 million for the worst case scenario and EUR +21.3 million for the best case scenario.

g. Difference between transaction prices and modelled values (deferred day one profit)

No amount was booked as deferred DOP.

7.2. Credit risk exposure

Dexia's credit risk exposure is expressed as Exposure at Default (EAD). It corresponds to the best estimate of the credit risk exposure at default.

EAD is one of the parameters used for the calculation of capital requirements, in application of Regulation (EU) No 575/2013 and as amended by Regulation (EU) 2019/876. Its definition varies depending on the approach used for the calculation of capital requirements. For the calculation of its own risk-weighted assets, Dexia uses both the standard approach and mainly the external ratings approach for securitisations.

- For loans and bonds, the EAD corresponds to the book value, taking into account accrued interest and the impact of hedge accounting;
- For derivatives, the EAD is calculated by applying the SA-CCR method as introduced by EU Regulation 2019/876 amending EU Regulation 575/2013 (Articles 274 to 280);
- For off balance sheet commitments, the EAD represents the product of the amounts of the commitments (nominal) and a credit conversion factor (CCF). The Dexia Group applies the standard method (art. 111 of Regulation (EU) 575/2013) for the determination of credit conversion factors.

As from 1 January 2021, Dexia has modified the EAD used for external communication purposes, in order to bring it in line with the EAD used in COREP reporting. To this end, Dexia will now publish an EAD net of provisions as defined by IFRS9.

The total impact of this change on the EAD amount as at 31 December 2020 is very limited, at EUR 26 million. In order to allow comparison between different periods, a column has been added to the exposure tables as at 31 December 2020.

a. Concentration by credit risk

Concentration by geographic region

(in EUR million)	31/12/2020		31/12/2021
	Total EAD IFRS	Total EAD COREP	Total EAD COREP
France	20,962	21,041	19,594
Italy	18,643	18,485	16,335
Great Britain	20,648	20,549	18,116
Germany	657	645	743
United States	4,628	4,626	3,697
Spain	4,646	4,602	3,890
Japon	3,083	3,073	2,873
Portugal	3,673	3,666	3,381
Other European countries ⁽²⁾	2,551	2,538	2,396
Canada	601	592	378
Central and Eastern Europe ⁽³⁾	858	858	643
Switzerland	95	95	31
South and Central America	37	37	43
Scandinavian countries	92	92	63
Southeast Asia	6	6	5
Tunisia	128	113	51
Other ⁽¹⁾	1,551	1,866	1,578
TOTAL	82,858	82,884	73,816

(1) Includes supranational entities.

(2) Includes Belgium, the Netherlands, Luxembourg, Greece and Ireland.

(3) Includes Hungary and Austria.

Concentration by sector of the counterparty

(in EUR million)	31/12/2020		31/12/2021
	Total EAD IFRS	Total EAD COREP	Total EAD COREP
Central governments	28,595	28,421	26,458
Local public sector ⁽¹⁾	33,251	33,165	28,128
Financial institutions	6,218	6,184	4,491
Corporates	5,584	5,567	5,827
Monoline	1,317	1,317	1,254
ABS/MBS	1,311	1,240	1,182
Project finance	6,581	6,321	5,921
Others (including Individuals, SME, self-employed)	0	669	555
TOTAL	82,858	82,884	73,816

(1) As at 31/12/2021, this category includes : EUR 0 million on Hungary, EUR 7,439 million on Italy, EUR 520 million on Portugal and EUR 2,683 million on Spain while on December 31, 2020, this category includes : EUR 0 million on Hungary, EUR 8,275 million on Italy, EUR 553 million on Portugal and EUR 3,059 million on Spain.

Exposure at Default (EAD) by credit rating grades

The tables below show the exposure in case of default of financial assets subject to an ECL impairment model introduced by IFRS 9 (see 1.1.6.2.5 Impairment on financial assets).

The exposures are classified depending of the evolution of credit risk since initial recognition: exposures without significant deterioration in credit quality since initial recognition are allocated in Stage 1, exposures with significant deterioration in credit quality since initial recognition but that do not have objective evidence of a credit loss are allocated in Stage 2 and defaulted exposures are allocated in stage 3.

EAD COREP (in EUR million)	31/12/2020											
	AAA to AA ⁻			A ⁺ to BBB ⁻			Non investment grade			Unrated		
	Stage 1	Stage 2 ⁽¹⁾	Stage 3 ⁽¹⁾	Stage 1	Stage 2	Stage 3	Stage 1	Stage 2	Stage 3	Stage 1	Stage 2	Stage 3
Central governments	13,910	32		13,741	446				113			
Local public sector	4,436	668	2	15,400	4,998	34	69	4,360	130	6	10	1
Financial institutions	104			2,379	99		2			1		
Corporates				4,506	689	9		25	3			
Monolines				840	442	35						
ABS/MBS	1,211			1			25					
Project finance	18			1,855	1,421		65	835	168			
Others (including Individuals, SME, self-employed)	53				5							

(1) The rating takes into account the effects of credit risk mitigations. Exposures (EAD) in stage 2 or stage 3 may have rating grades AAA to AA⁻, due to the effect of the guarantees.

EAD COREP (in EUR million)	31/12/2021											
	AAA to AA ⁻			A ⁺ to BBB ⁻			Non investment grade			Unrated		
	Stage 1	Stage 2 ⁽¹⁾	Stage 3	Stage 1	Stage 2	Stage 3	Stage 1	Stage 2	Stage 3	Stage 1	Stage 2	Stage 3
Central governments	13,750	28		12,069	404				51			
Local public sector	2,915	485		14,983	3,128	28	44	4,117	115	1	39	1
Financial institutions	182			2,299	77		24					
Corporates				4,822	665	6		36	2			
Monolines				786	440	28						
ABS/MBS	1,152						28					
Project finance				1,904	1,546		66	707	141			
Others (including Individuals, SME, self-employed)	62			6								

(1) The rating takes into account the effects of credit risk mitigations. Exposures (EAD) in stage 2 may have rating grades AAA to AA⁻, due to the effect of the guarantees.

Purchased or originated credit impaired debt instruments

(in EUR million)	31/12/2020 - IFRS		31/12/2020 - COREP		31/12/2021 - COREP	
	AAA to AA ⁻	Non investment grade	AAA to AA ⁻	Non investment grade	AAA to AA ⁻	Non investment grade
Central governments	40		35		38	
Local public sector	20	17	20	13	15	11

b. Maximum credit risk exposure (EAD) by class of financial instruments

	31/12/2020					31/12/2021		
	Credit risk exposure before financial effect of the collateral	Financial effect of the collateral	Credit risk exposure (old metric) IFRS	Other effects	Credit risk exposure (new metric) COREP	Credit risk exposure before financial effect of the collateral	Financial effect of the collateral	Credit risk exposure
(in EUR million)								
a) Assets not subject to impairment								
Non trading financial assets mandatorily at FVTPL	3,537		3,537		3,537	2,008		2,008
Trading derivatives	5,540	2,656	2,884	(79)	2,805			2,417
Hedging derivatives	594	144	451	(11)	440			71
b) Assets subject to impairment								
Financial assets at fair value through OCI (excluding variable income securities)	3,397	35	3,362	(43)	3,319	1,883		1,883
Financial assets at amortised cost	70,052	102	69,950	(503)	69,447	65,104	105	64,998
c) Off balance sheet items								
Loans commitments granted	236		236		236	131		131
Assets pledged as collateral ⁽¹⁾	8,535	6,096	2,440	(8)	2,431	10,021	8,267	1,754
Other financial instruments				669	669	555		555
TOTAL	91,891	9,032	82,858	25	82,883			73,816

Following the implementation of CRR2 in June 2021, the exposure of derivatives is calculated using the SA-CCR approach. Therefore, it is no longer relevant to distinguish the effects of collateral from the computational effects of this new methodology. The maximum exposure (before application of collateral) is therefore not presented for this type of product.

(1) Collateral is mainly comprised of assets pledged as collateral under repurchase agreements.

In general, Dexia holds financial collaterals composed of cash collaterals and term deposits, and to a lesser extent, of investment grade bonds (mainly AAA- AA sovereign or banking issuers).

Only financial collaterals eligible under Basel and directly held by Dexia are considered.

c. Forbearance

Regarding Dexia activities, restructured loans include 3 different types of restructuring:

1. Restructuring related to commercial relationships with customers, which represented almost all restructuring until 2011 except litigations in The Netherlands;
2. Restructuring related to litigations, mainly on structured loans, with customers without any financial difficulties;
3. Restructuring related to financial difficulties of the counterparty both under normal relationship or under litigations.

In accordance with the EBA's definition of Forbearance, only the 3rd case is considered as forbore loan in the context of

this analysis. Forbearance measures consist of concessions towards a debtor facing or about to face difficulties in meeting its financial commitments.

The forbore outstandings decreased from EUR 421 million in 2020 to EUR 359 million in 2021. The decrease is mainly due to early forbearance outflows related to repayments on exposures in several cases.

d. Collateral and other credit enhancements obtained by taking possession of collateral during the period

There are no assets of this type in 2020 or in 2021.

e. Reconciliation of loss allowance amount variation

	2020					As at 31 Dec.
	As at 1 Jan.	Transfers between stages ⁽²⁾	Decreases due to derecognition	Changes due to change in credit risk ⁽²⁾	Other adjustments ⁽³⁾	
(in EUR million)						
Allowances for financial assets without increase in credit risk since initial recognition (Stage 1)	5	(1)	(1)	18	(1)	21
Financial assets at amortised cost	5	(1)		18	(1)	20
- Interbank debt securities	0			1		1
- Customer debt securities	4	(1)		15	(1)	17
- Customer loans and advances	1			1	(1)	1
Allowances for financial assets with significant increase in credit risk since initial recognition but not credit-impaired (Stage 2)⁽¹⁾	159	42	(11)	118	(11)	296
Financial assets at amortised cost	147	37	(3)	123	(21)	283
- Interbank debt securities	19			56	(3)	72
- Customer debt securities	31	33		18	(1)	81
- Interbank loans and advances	2			12		14
- Customer loans and advances	95	4	(3)	37	(17)	117
Financial assets at fair value through other comprehensive income	12	5	(9)	(5)	10	13
- Debt securities	9		(9)			0
- Customer loans and advances	3	5		(5)	10	13
Allowances for credit-impaired debt instruments (Stage 3)⁽²⁾	131	(3)	(4)	(4)	(3)	117
Financial assets at amortised cost	121		(1)	2	(15)	106
- Customer debt securities	3			(1)		2
- Customer loans and advances	118		(1)	2	(15)	104
Financial assets at fair value through other comprehensive income	0	(3)		(2)	12	7
-Customer loans and advances	0	(3)		(2)	12	7
Other accounts receivable	11		(4)	(3)		4
Allowances for purchased or originated credit impaired debt instruments	6			3		9
Financial assets at amortised cost	6			3		9
-Customer loans and advances	6			3		9
TOTAL ALLOWANCES FOR FINANCIAL ASSETS	302	38	(16)	135	(14)	444
Provisions on commitments and financial guarantees given						
Total provisions on commitments and financial guarantees given (Stage 2)	2	1				3
Total provisions on commitments and financial guarantees given (Stage 3)	6			2		8
TOTAL PROVISIONS ON COMMITMENTS AND FINANCIAL GUARANTEES GIVEN	8	1		2		11

(1) In 2020, impairments on receivables instruments in phase 2 increased mainly due to the Covid-19 crisis, with the recording of EUR 96 million of provisions related to changes in macroeconomic scenarios and the review of sensitive sectors. In addition, a EUR 51 million provision was booked on a Tunisian counterpart to take into account the risks linked to Covid-19 and the downgrading of the Tunisian sovereign.

(2) The total of the «Transfers» column represents the amount transferred to income following the review of provisions at the time of the change of stage.

(3) This category includes exchange differences, as well as the impacts of the reclassification of a portfolio of financial assets of the Remedial Deleveraging Plan of EUR 6.4 billion from the amortised cost category to the portfolio at fair value through other comprehensive income (EUR 3 billion), and to the portfolio at fair value through profit or loss (EUR 3.4 billion). In the first case, the total impact is nil: impairments are reclassified from the portfolio at amortised cost to the portfolio at fair value through other comprehensive income. In the second case, the total impact is a decrease of impairments of EUR 7 million on customer loans (outstandings reclassified from EUR 3 billion).

In 2020, there were no recoveries directly recognised in profit or loss or write-offs directly recognised in profit or loss.

	2021						
	As at 1 Jan.	Transfers between stages ⁽²⁾	Decreases due to derecognition	Changes due to change in credit risk ⁽¹⁾	Diminutions	Autres ⁽³⁾	Au 31 décembre
(in EUR million)							
Allowances for financial assets without increase in credit risk since initial recognition (Stage 1)	21		(1)	(11)		1	9
Financial assets at amortised cost	20		(1)	(11)		1	9
- Interbank debt securities	1			(1)			0
- Customer debt securities	17		(1)	(9)		1	9
- Customer loans and advances	1			(1)			0
Allowances for financial assets with significant increase in credit risk since initial recognition but not credit-impaired (Stage 2) ⁽¹⁾	296	(55)	(27)	(64)		2	153
Financial assets at amortised cost	283	(55)	(25)	(65)		2	141
- Interbank debt securities	72	(56)		(13)		(3)	0
- Customer debt securities	81	(1)	(24)	(12)		5	48
- Interbank loans and advances	14			(13)			0
- Customer loans and advances	117	3		(27)			92
Financial assets at fair value through other comprehensive income	13		(3)	1			12
- Customer loans and advances	13		(3)	1			12
Allowances for credit-impaired debt instruments (Stage 3) ⁽²⁾	117	68		(21)	(1)	(12)	151
Financial assets at amortised cost	106	69		(18)	(1)	(12)	144
- Interbank debt securities		70				(14)	56
- Customer debt securities	2						2
- Customer loans and advances	104	(2)		(18)	(1)	2	85
Financial assets at fair value through other comprehensive income	7			(4)			3
Customer loans and advances	7			(4)			3
Other accounts receivable	4						4
Allowances for purchased or originated credit impaired debt instruments	9			(4)			6
Financial assets at amortised cost	9			(4)			6
-Customer loans and advances	9			(4)			6
TOTAL ALLOWANCES FOR FINANCIAL ASSETS	444	13	(28)	(100)	(1)	(8)	319
Provisions on commitments and financial guarantees given							
Total provisions on commitments and financial guarantees given (Stage 2)	3						2
Total provisions on commitments and financial guarantees given (Stage 3)	8						8
TOTAL PROVISIONS ON COMMITMENTS AND FINANCIAL GUARANTEES GIVEN	11						10

(1) In 2021, impairments on debt instruments in phase 2 decrease following the improvement of the COVID situation and macroeconomic scenarios, thus allowing reversals on exposures allocated in 2020.

(2) The total of the «Transfers» column represents the amount transferred to income following the review of provisions at the time of the change of stage. In particular, the exposure on Tunisia was moved from phase 2 to phase 3 following the deterioration of the economic situation in the country and the downgrading of the rating.

(3) Includes exchange differences.

In 2021, there were no recoveries directly recognised in profit or loss or write-offs directly recognised in profit or loss.

f. Purchased or originated credit impaired assets

(in EUR million)	Undiscounted expected credit losses at initial recognition recognised during the period	
	2020	2021
Financial assets at amortised cost	(13)	(13)

g. Reconciliation of gross carrying variation

(in EUR million)	2020							As at 31 Dec.	
	As at 1 Jan.	Transfers between stage 1 and stage 2		Transfers between stage 2 and stage 3		Transfers between stage 1 and stage 3			Other variations
		To stage 2 from stage 1	To stage 1 from stage 2	To stage 3 from stage 2	To stage 2 from stage 3	To stage 3 from stage 1	To stage 1 from stage 3		
Amortised cost	92,085						(5,295)	86,790	
- Debt securities ⁽¹⁾	36,357						1,148	37,506	
* stage 1	31,391	(1,959)	3,100				(1,777)	30,756	
* stage 2	4,922	1,959	(3,100)				2,932	6,713	
* stage 3	45						(7)	37	
-Interbank loans and advances ⁽²⁾	23,088						(1,568)	21,521	
* stage 1	22,987	(3)					(1,554)	21,430	
* stage 2	102	3					(14)	91	
-Customer loans and advances ⁽³⁾	32,639						(4,875)	27,763	
* stage 1	24,313	(777)	406			(1)	3	(2,646)	21,297
* stage 2	7,789	777	(406)	(47)	18		(2,128)	6,004	
* stage 3	537			47	(18)	1	(3)	(101)	462
FVOCI	2,810						544	3,355	
-Debt securities ⁽⁴⁾	1,657						(592)	1,065	
* stage 1	1,493						(452)	1,041	
* stage 2	163						(140)	23	
-Interbank loans and advances	0						35	35	
* stage 1	0						35	35	
-Customer loans and advances ⁽⁵⁾	1,154						1,101	2,255	
* stage 1	826	(539)	65			(2)	680	1,030	
* stage 2	325	539	(65)	(3)	3		387	1,187	
* stage 3	2			3	(3)	2	34	38	
Other accounts receivable	82						13	96	
* stage 1	70						22	92	
* stage 2	2						(2)	0	
* stage 3	11						(7)	4	

(1) Increase of EUR +1.14 billion, due in particular to the purchase of OATs for EUR 0.67 billion and to the impact of the evolution of interest rates on fair value hedges for EUR 0.55 billion. These favorable effects are partly offset by the reclassification of a loan portfolio at Amortised cost relating to the Remedial Deleveraging Plan of EUR 0.81 billion to the portfolio at fair value through other comprehensive income (EUR 0.38 billion) and to the portfolio at fair value through profit or loss (EUR 0.43 billion).

(2) Decrease of EUR -1.57 billion, mainly due to the decrease of cash collateral paid by EUR 0.6 billion and the decrease of reverse repo operations by EUR 0.78 billion.

(3) Decrease of EUR -4.87 billion, mainly due to the reclassification of a loan portfolio at Amortised cost of the Remedial Deleveraging Plan of EUR 5.57 billion to the portfolio at fair value through other comprehensive income (EUR 2.63 billion) and to the portfolio at fair value by profit or loss (EUR 2.94 billion). The effect of this reclassification is partly offset by the increase in cash collateral paid by EUR 1.42 billion.

(4) Decrease of EUR -0.59 billion, mainly due to sales made in the framework of the proactive deleveraging strategy for EUR 0.58 billion. The effect of the reclassification as of January 1, 2020 of EUR 0.38 billion of securities at Amortised cost to the category fair value through other comprehensive income as part of the Remedial Deleveraging Plan is neutral as of December 31, 2020, given the sale of almost all of this portfolio during the year.

(5) Increase of EUR +1.1 billion, mainly due to the loans reclassified as of January 1, 2020 from Amortised cost to fair value through other comprehensive income under the Remedial Deleveraging Plan which are not sold as of December 31, 2020 (EUR 1.9 billion).

The transfers are those as at 31 December 2020.

	2021							As at 31 Dec.
	As at 1 Jan.	Transfers between stage 1 and stage 2		Transfers between stage 2 and stage 3		Transfers between stage 1 and stage 3	Other variations	
		To stage 2 from stage 1	To stage 1 from stage 2	To stage 3 from stage 2	To stage 2 from stage 3	To stage 3 from stage 1	To stage 1 from stage 3	
(in EUR million)								
Amortised cost	86,790						(9,910)	76,880
- Debt securities ⁽¹⁾	37,506						(2,623)	34,883
* stage 1	30,756	(68)	92				(1,398)	29,381
* stage 2	6,713	68	(92)	(107)			(1,218)	5,364
* stage 3	37			107			(7)	137
-Interbank loans and advances ⁽²⁾	21,521						(4,213)	17,308
* stage 1	21,430						(4,201)	17,229
* stage 2	91						(12)	79
-Customer loans and advances ⁽³⁾	27,763						(3,074)	24,690
* stage 1	21,297	(110)	219				(2,452)	18,955
* stage 2	6,004	110	(219)		13		(526)	5,382
* stage 3	462				(13)		(96)	353
FVOCI	3,355						(1,469)	1,886
-Debt securities ⁽⁴⁾	1,065						(697)	368
* stage 1	1,041						(673)	368
* stage 2	23						(23)	0
-Interbank loans and advances	35						(35)	0
* stage 1	35						(35)	0
-Customer loans and advances ⁽⁵⁾	2,255						(737)	1,518
* stage 1	1,030	(22)	20			2	(378)	651
* stage 2	1,187	22	(20)				(354)	836
* stage 3	38					(2)	(5)	31
Other accounts receivable	96						(7)	88
* stage 1	92						(8)	84
* stage 3	4							4

(1) Decrease of EUR -2.6 billion, mainly due to sales made to reduce the Group's concentration risk for EUR -0.8 billion, and to the impact of the evolution of interest rates on fair value hedges for EUR -2 billion.

(2) Decrease of EUR -4.2 billion, mainly due to the decrease of cash collateral paid by EUR -3.9 billion and the decrease of reverse repo operations by EUR -0.7 billion.

(3) Decrease of EUR -3.1 billion, mainly due to early repayments of loans for EUR -0.7 billion, and to the impact of the evolution of interest rates on fair value hedges for EUR -1.2 billion and on cash collateral paid for EUR -0.5 billion.

(4) Decrease of EUR -0.7 billion, mainly due to sales made as part of the proactive deleveraging strategy for EUR -0.5 billion.

(5) Decrease of EUR -0.7 billion, mainly due to sales in the framework of the proactive deleveraging strategy for EUR -0.6 billion.

The transfers are those as at 31 December 2021.

h. Credit risk on loans and advances designated at fair value through profit or loss

Dexia no longer holds loans and advances designated at fair value through profit or loss.

i. Modified assets

During 2021, certain restructuring operations of assets at amortised cost without "substantial" modifications (no derecognition) have been carried out with the recognition of a gain on modification (gain or loss on the first day of the transaction day one profit) (see note 5.5 Net gains or losses on financial assets at amortised cost) for an amount of EUR 6 million.

(in EUR million)	2021
Amortised cost before modification	502
Gain or loss on the first day of the transaction	6
Carrying amount as at 31/12/2021	508

j. Written-off assets that are still subject to enforcement activity

Nil.

7.3. Collateral

a. Nature of the assets received as collateral if this collateral can be sold or repledged

(in EUR million)	31/12/2020		31/12/2021	
	Fair values of collateral held	Fair value of collateral sold or repledged	Fair values of collateral held	Fair value of collateral sold or repledged
Debt securities	955	955	0	0
TOTAL	955	955	0	0

Collateral is obtained in connection with the repurchase agreement activities.

b. Financial assets pledged as collateral for liabilities or contingent liabilities

(in EUR million)	31/12/2020	31/12/2021
Carrying amount of financial assets pledged as collateral for liabilities	53,713	45,862

The amount of EUR 54 billion in 2020 and EUR 46 billion in 2021 represents the amount of liquidity paid over as collateral for derivatives and assets pledged as collateral for funding received from the Eurosystem, the European Investment Bank, agreements for the temporary lending of stocks or other secured funding.

These amounts do not include the amount of the Guaranteed Investment Contracts (GICs) (EUR 1,197 million for 2021 and EUR 1,245 million for 2020).

The main risk factors of the trading portfolio are:

- the interest rate risk, in particular on the euro zone and dollar zone,
- the cross currency basis swap risk,
- the basic BOR-OIS risk in the same currency.

Value adjustments (CVA, DVA, FVA) and their variation are not included in the VaR model but are included in stress scenarios.

Value at Risk (VaR)

The detail of the VaR from the trading portfolios is presented in the following table. At the end of December 2021, total consumption in VaR was EUR 1.2 million against EUR 1.1 million at the end of 2020.

(in EUR million)	2020	2021
VaR (10 days, 99%)		
Average	1.5	1.1
End of period	1.1	1.2
Maximum	20.3	1.49
Minimum	1.0	0.91

Sensitivity to the evolution of credit spreads of banking portfolios classified at fair value

On 19 July 2019, the Board of Directors approved the implementation of a new asset disposal programme. In accordance with IFRS 9, this change in management intent has resulted in a change in business model and therefore in the reclassification of the assets concerned as at 1 January 2020. The assets concerned, which had been classified at amortised cost when IFRS 9 was first applied, have been reclassified at fair value through profit or loss or equity, which has increased the Group's sensitivity to changes in the fair value of the assets concerned until they are disposed of. However, the credit risk sensitivity of assets classified at fair value has decreased during 2021 as a result of asset sales and natural amortisation.

Indeed, the portfolio classified at fair value through equity has a sensitivity to an increase in credit spreads of EUR -1.1 million as at 31 December 2021 against EUR -2.2 million as at 31 December 2020. The portfolio classified at fair value through profit or loss had a sensitivity to an increase in credit spreads of EUR -1.1 million as at 31 December 2021 compared to EUR -2.1 million as at 31 December 2020. Of these assets classified at fair value through profit or loss, those not meeting the SPPI criterion had a lower sensitivity at EUR -0.7 million per basis point at the end of 2021 against EUR -1 million a year earlier.

7.4. Sensitivity to interest rate risk and other market risks

We also refer to the chapter Risk Management of the Management Report

Risk measurement

The Dexia Group mainly assesses market risk using a combination of two measurement indicators, resulting in a limit-based risk management framework.

- Value at Risk (VaR) measures the expected potential loss for a 99% confidence interval and for a ten-day holding period. Dexia relies on a parametric VaR to measure the market risk inherent in the various portfolios and activities. The method of this VaR is based on a normal distribution of returns of risk factors.

- Limits in terms of positions, maturity, market and authorised products are put in place per type of activity. They guarantee consistency between global risk limits and the operational thresholds used by the front office.

The risk management system is completed by stress tests, which include events outside the probabilistic framework of VaR measurement techniques. The different assumptions of these degraded scenarios are regularly reviewed and updated. The consolidated stress test results and the corresponding analysis are presented to the Risk Committee on a quarterly basis.

Exposure to market risk

The Dexia's trading portfolio consists of two groups of activities:

- transactions initiated by financial instrument trading activities until the date of the Group's orderly resolution, most of them covered back-to-back,
- transactions intended to cover risks arising from disinvestments or asset sales within the framework of the orderly resolution plan.

Transformation risk

Dexia's asset and liability management (ALM) aims to reduce liquidity risk as far as possible, and to limit exposure to interest rate and foreign exchange risk.

The actions undertaken by Dexia in 2021 to reduce the sensitivity of its balance sheet and its results to interest rate and exchange rate parameters are detailed in the "Highlights" chapter of this Annual Report.

Management of interest rate

Measurement of interest rate risk

Interest rate risk is measured via sensitivity. Risk sensitivity measures reflect balance sheet exposure to a 1% shift on the yield curve. The main indicator used to determine limits and to measure and monitor risk is the sensitivity of the net present value of accrued interest positions to interest rate fluctuations.

The overall and partial sensitivities by time bucket are the main risk indicators used by the ALM Risk Committee, organised within the ALCO, to manage risk. The Dexia Group's structural interest rate risk is mainly concentrated on European long-term interest rates, and arises from the imbalance between Dexia's assets and liabilities after hedging for interest rate risk.

The sensitivity of long-term ALM was EUR -39.6 million at 31 December 2021 against EUR -14.3 million at 31 December 2020. This is in line with the ALM strategy, which seeks to minimize net interest margin volatility.

(in EUR million)	2020	2021
Sensibility	(14.3)	(39.6)
Limit	+/-130	+/-130

7.5. Liquidity risk

A. Analysis by term to maturity

A large part of the balance sheet consists of the revaluation of assets, liabilities and derivatives. As such revaluations vary constantly and cannot therefore be linked to the maturity of the financial instruments, they are presented under a separate column.

Demand deposits and saving deposits are included in the "Demand" column, even though they have no fixed repayment date.

a. Analysis of assets

	31/12/2020									
	Demand	Less than 3 months	3 months to 1 year	1 to 5 years	Over 5 years	Undetermined maturity	Accrued interest	Fair value adjustment	Impairment	Total
(in EUR million)										
Cash and central banks	9,866									9,866
Financial assets at fair value through profit or loss		101	239	1,104	1,805		613	9,088		12,950
of which Trading derivatives							589	8,822		9,411
Hedging derivatives							231	1,033		1,263
Financial assets at fair value through OCI		383	169	671	2,102		13	51	(21)	3,369
Debt securities	1	129	664	1,598	23,978		267	10,870	(174)	37,332
Financial assets at amortised cost - Interbank loans and advances ⁽¹⁾	692	470	293	61		20,002	(5)	8	(14)	21,507
Financial assets at amortised cost - Customer loans and advances ⁽¹⁾	637	602	700	2,566	10,502	6,288	66	6,402	(232)	27,532
Fair value revaluation of portfolio hedge								426		426
Accruals and other assets	1	88				13			(4)	99
Subtotal financial assets used to calculate the gap	11,198	1,774	2,065	5,999	38,387	26,303				
Non-financial assets						83				83
TOTAL	11,198	1,774	2,065	5,999	38,387	26,386	1,184	27,877	(444)	114,427

(1) Cash collateral paid is reported in undetermined maturity because the amount may vary depending on the underlying index, mainly interest rates. Thus, if interest rates rise above the initial fixed rate, for a fixed-rate payer derivative, the cash collateral paid becomes cash collateral received and is then reported as debt. The ultimate maturity is the maturity date of the derivative.

b. Analysis of liabilities excluding shareholders' equity

	31/12/2020								Total
	Demand	Less than 3 months	3 months to 1 year	1 to 5 years	Over 5 years	Undetermined maturity	Accrued interest	Fair value adjustment	
(in EUR million)									
Financial liabilities at fair value through profit and loss		1		53	548		543	11,381	12,525
<i>of which Trading derivatives</i>							539	11,108	11,648
Hedging derivatives							261	20,287	20,548
Interbank loans and deposits ⁽¹⁾		3,702	551	976	1,216	3,355	5	26	9,831
Customer borrowings and deposits ⁽¹⁾	216	6,310			253	48	(3)		6,824
Debt securities		11,234	11,396	28,867	4,563		248	1,053	57,360
Fair value revaluation of portfolio hedge								5	5
Subordinated debts					19				19
Accruals and other liabilities	1	312	19	9	24	6			371
<i>Subtotal financial liabilities used to calculate the gap</i>	<i>217</i>	<i>21,558</i>	<i>11,966</i>	<i>29,906</i>	<i>6,623</i>	<i>3,409</i>			
Non-financial liabilities						257			257
TOTAL	217	21,558	11,966	29,906	6,623	3,666	1,053	32,751	107,740

(1) Cash collateral received is reported in undetermined maturity because the amount may vary depending on the underlying index, mainly interest rates. Thus, if interest rates rise above the initial fixed rate, for a fixed-rate receiver derivative, the cash collateral received becomes paid cash collateral and is then included in receivables. The ultimate maturity is the maturity date of the derivative.

Net liquidity gap as at 31/12/2020 (in EUR million)	Demand	Less than 3 months	3 months to 1 year	1 to 5 years	Over 5 years	Undetermined maturity
NET LIQUIDITY GAP AS AT 31/12/2020	10,981	(19,784)	(9,901)	(23,906)	31,764	22,895

This table does not take into account the liquidity of the asset or its eligibility for refinancing; some listed long term assets may be sold or refinanced with central banks in case of liquidity requirements.

a. Analysis of assets

	31/12/2021									
	Demand	Less than 3 months	3 months to 1 year	1 to 5 years	Over 5 years	Undetermined maturity	Accrued interest	Fair value adjustment	Impairment	Total
(in EUR million)										
Cash and central banks	9,753									9,753
Financial assets at fair value through profit or loss		29	72	417	1,355	20	463	6,924		9,280
<i>of which Trading derivatives</i>							449	6,832		7,281
Hedging derivatives							150	512		662
Financial assets at fair value through OCI		220	244	277	1,125	32	9	11	(15)	1,902
Debt securities	1	6	172	1,264	24,432		260	8,747	(116)	34,767
Financial assets at amortised cost - Interbank loans and advances ⁽¹⁾	1,057		16	73		16,168	(4)	(2)		17,308
Financial assets at amortised cost - Customer loans and advances ⁽¹⁾	646	87	380	1,784	10,752	5,773	63	5,206	(184)	24,506
Fair value revaluation of portfolio hedge								298		298
Accruals and other assets	1	111				8			(4)	116
<i>Subtotal financial assets used to calculate the gap</i>	<i>11,458</i>	<i>454</i>	<i>883</i>	<i>3,814</i>	<i>37,663</i>	<i>22,001</i>				
Non-financial assets						58				58
TOTAL	11,458	454	883	3,814	37,663	22,059	941	21,697	(319)	98,650

(1) Cash collateral paid is reported in undetermined maturity because the amount may vary depending on the underlying index, mainly interest rates. Thus, if interest rates rise above the initial fixed rate, for a fixed-rate payer derivative, the cash collateral paid becomes cash collateral received and is then reported as debt. The ultimate maturity is the maturity date of the derivative.

b. Analysis of liabilities excluding shareholders' equity

	31/12/2021									
	Demand	Less than 3 months	3 months to 1 year	1 to 5 years	Over 5 years	Undetermined maturity	Accrued interest	Fair value adjustment	Impairment	Total
(in EUR million)										
Financial liabilities at fair value through profit and loss				5	129	463		346	9,174	10,116
<i>of which Trading derivatives</i>								343	8,962	9,304
Hedging derivatives								169	16,545	16,714
Interbank loans and deposits ⁽¹⁾		2,505	95	280	636	2,912	2	21		6,451
Customer borrowings and deposits ⁽¹⁾	223	8,267		1	288	45	(6)			8,819
Debt securities		9,667	9,217	24,555	5,464		203	299		49,406
Fair value revaluation of portfolio hedge									1	1
Subordinated debts					20					20
Accruals and other liabilities	1	219	8	10	22					261
<i>Subtotal financial liabilities used to calculate the gap</i>	<i>224</i>	<i>20,658</i>	<i>9,325</i>	<i>24,975</i>	<i>6,894</i>	<i>2,957</i>				
Non-financial liabilities						295				295
TOTAL	224	20,658	9,325	24,975	6,894	3,252	714	26,040		92,083

(1) Cash collateral received is reported in undetermined maturity because the amount may vary depending on the underlying index, mainly interest rates. Thus, if interest rates rise above the initial fixed rate, for a fixed-rate receiver derivative, the cash collateral received becomes paid cash collateral and is then included in receivables. The ultimate maturity is the maturity date of the derivative.

Net liquidity gap as at 31/12/2021 (in EUR million)	Demand	Less than 3 months	3 months to 1 year	1 to 5 years	Over 5 years	Undetermined maturity
NET LIQUIDITY GAP AS AT 31/12/2021	11,234	(20,204)	(8,442)	(21,160)	30,770	19,044

This table does not take into account the liquidity of the asset or its eligibility for refinancing; some listed long term assets may be sold or refinanced with central banks in case of liquidity requirements.

B. Steps taken to improve Dexia Group's liquidity

Steps taken to improve Dexia Group's liquidity are described in the Management Report, chapter "Information on capital and liquidity".

7.6. Currency risk

We refer to chapter Risk Management of Management Report.

FX exposure in Dexia is created by :

- Investments and divestments in other than the euro subsidiaries and branches
- Retained earnings from other than the euro entities
- Mismatches between assets, liabilities and off-balance sheet items denominated in other than the euro currencies.

The FX position is monitored by measuring the adverse change in P&L associated to a FX rate move.

Current management of the FX risk focuses on the risk arising from the conversion of cumulated P&L and net interest

margin in foreign currency. The general principle of ALM is to hedge a FX economic risk as soon as it is known. Under the current risk framework, the limits on local FX positions are below a EUR 1 million equivalent on every currency. Besides, there is no directional FX position in the trading book.

Even if economic FX positions are close to zero, capital ratios remain sensitive to FX rate evolution. In particular, a large part of the group's RWAs are linked to other than the euro denominated assets (GBP 44%, USD 10%, JPY 8%). Thus, if the EUR depreciates against other currencies, the RWA of other than the euro assets will weigh more in relative shares against the group capital. For illustration, a drop of 1% of the EUR against other currencies would induce an increase of the capital charge by EUR 14 million, without any economic impact.

Classification by original currency	31/12/2020					Total
	EUR	GBP	USD	JPY	Other currencies	
(in EUR million)						
Total assets	64,777	25,998	20,366	2,131	1,155	114,427
Total liabilities and shareholders' equity	65,144	25,898	20,454	2,088	842	114,427
NET BALANCE SHEET POSITION	(367)	99	(88)	43	313	0

Classification by original currency	31/12/2021					Total
	EUR	GBP	USD	JPY	Other currencies	
(in EUR million)						
Total assets	55,522	21,492	18,956	1,727	954	98,650
Total liabilities and shareholders' equity	56,016	21,490	18,902	1,727	516	98,650
NET BALANCE SHEET POSITION	(493)	2	54	0	437	0

7.7. Hedge accounting

Derivatives Held for Risk Management and Hedge Accounting

Dexia aims to minimize balance sheet mismatches between assets and liabilities in order to ensure the stability of its income, notably against interest rate risk and foreign currency risk.

Dexia has recourse to hedge accounting for specified financial assets or financial liabilities ("micro hedge") or for portfolios of fixed rate financial assets and portfolios of fixed rate financial liabilities ("macro hedge") which are exposed to a change in fair value due to movements in benchmark interest rates.

The fair value of fixed rate bonds (asset side) and issuances (liability side) are commonly hedged at inception using derivatives, documented as Fair Value Hedge (FVH).

The residual interest rate risk exposure is notably linked to portfolios composed of long-dated amortizing fixed rate loans of small notional amounts. It is managed from a macro-hedge perspective, through a natural hedge between fixed rate assets and liabilities, and using interest rate derivatives, documented as portfolio Fair Value Hedges under IAS 39

"carve-out" standard as adopted by the European Union ("European Portfolio Hedge", "EPH").

Dexia also hedges the benchmark interest rate risk of a part of its future floating rate issuances using interest rate derivatives, documented as Cash Flow Hedge (CFH).

The foreign currency exposure arising from foreign currency denominated financial assets or liabilities are micro hedged by Dexia using cross currency swaps documented as Cash Flow Hedges (CFH) of foreign currency risk.

Moreover, some Fair Value Through P&L (FVTPL) assets are economically hedged by derivatives which are classified as Held-for-trading derivatives under IFRS but included in the banking book for prudential reporting (economic hedge). These are mainly derivatives which are hedging non SPPI financial assets or financial assets held with an objective of realising cash flows through the sale of these assets. The volatility related to the interest risk of these assets is offset by the change in the fair value of the economic hedging derivatives but the volatility related to other risks and particularly credit risk remains.

As permitted by the transitional provisions of IFRS 9, Dexia maintained the current hedge accounting requirements of IAS 39 for all its micro and macro hedge relationships until the future standard on macro-hedging is entered into force.

(i) Fair Value Hedge of Interest Rate Risk

Dexia uses interest rate swaps or cross currency interest rate swaps to hedge its exposure to changes in the fair values of fixed rate liabilities (notes issued measured at amortised cost) and fixed rate or structured SPPI assets (mainly bonds measured at amortised cost or fair value through other comprehensive income) in respect of a benchmark (floating) interest rate. Floating/fixed interest rate swaps or floating/structured interest rate swaps are matched to balance sheet items so as to closely align with the critical terms of the hedged item.

Only the benchmark interest rate risk component is hedged using these derivatives in fair value hedge relationship. Other risks, such as credit risk, are managed but not hedged by Dexia. The interest rate risk component is determined as the change in fair value of the fixed rate balance sheet items arising solely from changes in benchmark interest rate curves. Such changes are usually the largest component of the overall change in fair value.

A derivative designated as a hedging instrument must be highly effective both prospectively and retrospectively in offsetting changes in fair value or cash flows arising from the hedged risk. The effectiveness of the hedge is verified by comparing changes in fair value of the hedged items attributable to changes in the hedged benchmark rate of interest with changes in the fair value of derivatives, with the expected ratio between the two changes ranging from 80% to 125%.

The non-effective portion of the hedging relationship recognised in "Net result of hedge accounting" (see note 5.3. "Net gains (losses) on financial instruments at fair value through profit or loss") is mainly related to the difference in the discounting between the hedged item and the hedging instrument, as interest rate swaps are discounted using Overnight Index swaps (OIS) discount curves, while balance sheet item discounting is based on the benchmark interest rate documented in fair value hedge.

Changes in the fair value of derivatives in respect of Credit Valuation Adjustment (CVA), Debit Valuation Adjustment (DVA) and Funding Valuation Adjustment (FVA) are booked in the result of trading activities (see note 5.3. "Net gains (losses) on financial instruments at fair value through profit or loss").

(ii) Cash Flow Hedge of Interest Rate Risk and balance sheet items in foreign currencies

Dexia uses fixed/floating interest rate swaps to hedge the interest rate risks in respect of the benchmark interest rate (mainly Libor and Euribor), and cross currency swaps to hedge foreign currency risks (mainly US dollar and UK sterling) arising from its balance sheet items denominated in foreign currencies. Cash Flow Hedge strategies are implemented:

- Either to transform other than the euro floating rate cash flows into EUR floating rate cash flows by the use of cross-currency swaps, so as to mitigate the existing Dexia's foreign currency exposure;

- Or to transform EUR floating rate cash flows into EUR fixed rate cash flows. Dexia hedges interest rate risk to the extent of benchmark interest rate exposure on its floating rate notes or its highly probable future floating rate issuances to mitigate variability in its cash flows.

Hedge accounting is applied where hedge relationships meet the hedge accounting criteria. Derivatives designated as hedging instruments must be highly effective both prospectively and retrospectively in offsetting changes in fair value or cash flows arising from the hedged risk. In addition, for cash flow hedges of its future floating rate issuances, Dexia demonstrates the highly probable nature of forecast cash flows.

(iii) Macro-hedging of Interest Rate Risk through European Portfolio Hedge (EPH)

Dexia applies fair value hedge of the interest rate exposure of a portfolio of financial assets or financial liabilities under IAS 39 "carve-out" standard as adopted by the European Union. The hedged risk corresponds to the exposure to changes in the fair value attributable to a benchmark interest rate risk, which is associated with a portfolio or an identified amount of a portfolio of financial assets or liabilities. Different categories of assets or liabilities and in particular loans or securities measured at amortised cost or fair value through other comprehensive income may be designated by Dexia as qualifying hedged items. Only vanilla interest rate swaps are used as hedging instruments.

Dexia demonstrates that a high degree of effectiveness exists both prospectively and retrospectively by periodically demonstrating that notional amounts on hedging derivatives and hedged items offset each other and no over-hedging situation exists.

As the exposure from the portfolio may change (for example due to a derecognition or modification of a hedged item or a hedging instrument), to avoid the situation of over hedging, Dexia adjusts when needed the existing strategies by removing hedging instruments or by entering into new derivatives designated in EPH.

(iv) IBOR reform

Information on the reform for the replacement of the IBOR benchmark indices by alternative benchmark indices and on the impact of this reform on hedge accounting is presented in note 1.1.2.5. Reform of benchmark rates (IBOR).

As at 31 December 2021, the notional amount of hedging instruments for which there are uncertainties related to the interest rate reform amount to EUR 53,406 million. Quantitative information on all financial assets and liabilities affected by the interest rate reform is presented in note 4.9.

a. Hedging derivatives by risk category for each type of hedge

1. Detail of derivatives designated as fair value hedges

	31/12/2020				31/12/2021			
	Notional amount	Assets - carrying amount	Liabilities - carrying amount	Change in fair value used for calculating hedge ineffectiveness	Notional amount	Assets - carrying amount	Liabilities - carrying amount	Change in fair value used for calculating hedge ineffectiveness
		Hedging derivatives	Hedging derivatives			Hedging derivatives	Hedging derivatives	
(in EUR million)								
Interest rate derivatives	57,737	1,019	16,563	(2,312)	55,864	478	13,621	2,366
OTC options	11		2	1	10		2	1
OTC other	57,726	1,019	16,561	(2,313)	55,854	478	13,619	2,365
Rate and foreign exchange derivatives (*)	5,529	122	2,780	3	4,255	61	2,363	1
OTC other	5,529	122	2,780	3	4,255	61	2,363	1
TOTAL	63,266	1,141	19,343	(2,309)	60,119	538	15,984	2,366

(*) The "rate and foreign exchange derivatives" line includes cross-currency interest rate swaps designated as hedges of both interest rate risk in a fair value hedging relationship and foreign exchange risk in a cash flow hedging relationship. The carrying amount of these derivatives relating to the foreign exchange risk component is presented in the table "Details of instruments designated as cash flow hedges".

2. Detail of derivatives designated as cash flow hedges

	31/12/2020				31/12/2021			
	Notional amount	Assets - carrying amount	Liabilities - carrying amount	Change in fair value used for calculating hedge ineffectiveness	Notional amount	Assets - carrying amount	Liabilities - carrying amount	Change in fair value used for calculating hedge ineffectiveness
		Hedging derivatives	Hedging derivatives			Hedging derivatives	Hedging derivatives	
(in EUR million)								
Interest rate derivatives	836	11	226	(11)	359	3	104	34
OTC other	836	11	226	(11)	359	3	104	34
Foreign exchange derivatives (*)	1,190	65	408	58	2,273	109	278	28
OTC other	1,190	65	408	58	2,273	109	278	28
TOTAL	2,026	76	634	47	2,632	112	381	62

(*) The line "Foreign exchange derivatives" includes the carrying amount relating to the foreign exchange risk component of Cross Currency Interest rate swaps. These derivatives are designated as hedges of both the interest rate risk in a fair value hedge relationship and the foreign exchange risk in a cash flow hedge relationship and are also presented on the line "Rate and foreign exchange derivatives" in the table "Details of instruments designated as fair value hedges".

(in EUR million)	31/12/2020	31/12/2021
Amount removed from equity and included in the carrying amount of a non-financial instrument (in case of a cash flow hedge on a highly probable transaction)	Nil	Nil

3. Detail of derivatives designated in portfolio hedge of interest rate risk

	31/12/2020			31/12/2021			
	Notional amount	Assets - carrying amount	Liabilities - carrying amount	Notional amount	Assets - carrying amount	Liabilities - carrying amount	
		Hedging derivatives	Hedging derivatives		Hedging derivatives	Hedging derivatives	
(in EUR million)							
Portfolio fair value hedges of interest rate risk		5,476	46	571	5,286	12	349
TOTAL		5,476	46	571	5,286	12	349

4. Detail of derivatives designated as hedges of a net investment in a foreign entity

Nil.

b. Hedged items by risk category for each type of hedge

1. Fair value hedges

	31/12/2020			31/12/2021		
	Carrying amount of the hedged item	Accumulated amount of hedge adjustments included in the carrying amount of assets/liabilities	Change in value of the hedged item used as the basis for recognising hedge ineffectiveness	Carrying amount of the hedged item	Accumulated amount of hedge adjustments included in the carrying amount of assets/liabilities	Change in value of the hedged item used as the basis for recognising hedge ineffectiveness
(in EUR million)						
Financial assets at fair value through OCI	1,001	125	21	658	65	(109)
<i>Interest rate risk</i>	1,001	125	21	658	65	(109)
Financial assets at amortised cost - Debt securities	31,089	10,869	1,338	27,702	8,747	(1,600)
<i>Interest rate risk</i>	31,089	10,869	1,338	27,702	8,747	(1,600)
Financial assets at amortised cost - Interbank loans and advances	68	8	(2)	65	(2)	(10)
<i>Interest rate risk</i>	68	8	(2)	65	(2)	(10)
Financial assets at amortised cost - Customer loans and advances	12,950	6,403	1,291	11,770	5,206	(1,456)
<i>Interest rate risk</i>	12,950	6,403	1,291	11,770	5,206	(1,456)
Interbank borrowings and deposits	218	26	4	215	21	(5)
<i>Interest rate risk</i>	218	26	4	215	21	(5)
Debt securities	41,213	1,053	278	39,222	299	(770)
<i>Interest rate risk</i>	41,213	1,053	278	39,222	299	(770)
TOTAL (FINANCIAL ASSET LESS FINANCIAL LIABILITIES)	3,677	16,326	2,366	758	13,696	(2,400)

2. Cash flow hedges

	31/12/2020			31/12/2021		
	Change in value of the hedged item used as the basis for recognising hedge ineffectiveness	Cash flow hedge reserve	Cash flow hedge reserve for discontinued hedges	Change in value of the hedged item used as the basis for recognising hedge ineffectiveness	Cash flow hedge reserve	Cash flow hedge reserve for discontinued hedges
(in EUR million)						
Financial assets at fair value through OCI	4	7		(2)	10	
<i>Foreign exchange risk</i>	4	7		(2)	10	
Financial assets at amortised cost - Debt securities	(44)	(135)		(4)	(131)	
<i>Foreign exchange risk</i>	(44)	(135)		(4)	(131)	
Financial assets at amortised cost - Customer loans and advances	(22)	(44)		(3)	(41)	
<i>Interest rate risk</i>	(2)	55		12	43	
<i>Foreign exchange risk</i>	(20)	(99)		(15)	(84)	
Interbank borrowings and deposits	(14)	(212)	(43)	126	(86)	(41)
<i>Interest rate risk</i>	(9)	(217)	(43)	121	(96)	(41)
<i>Foreign exchange risk</i>	(5)	5		5	10	
TOTAL (FINANCIAL ASSETS LESS FINANCIAL LIABILITIES)	(48)			(135)		
TOTAL		(384)	(43)		(248)	(41)

3. Net investment hedge

Nil.

4. Portfolio fair value hedge of interest rate risk

(in EUR million)	31/12/2020	31/12/2021
	Carrying amount of the hedged item	Carrying amount of the hedged item
Financial assets at fair value through OCI	432	153
Financial assets at amortised cost - Customer loans and advances	4,240	4,117
Debt securities	290	111

c. Profile of timing of the nominal amount of the hedging instrument and average prices or rates**1. Derivatives designated as fair value hedges**

(in EUR million)	31/12/2020				31/12/2021			
	Maturity				Maturity			
	Less than 3 months	3 months to 1 year	1 to 5 years	Over 5 years	Less than 3 months	3 months to 1 year	1 to 5 years	Over 5 years
Interest rate derivatives								
* Notional amount (in EUR million)	3,622	2,130	28,488	23,497	3,187	7,043	23,637	21,998
* Average fixed interest rate	1.06%	1.52%	1.11%	3.1%	1.42%	1.25%	0.97%	2.88%
Interest rate and foreign exchange derivatives								
* Notional amount (in EUR million)	1,281	8	1,231	3,009			1,407	2,848
* Average EUR-USD exchange rate	0.8177		1.0989	1.2068			1,0989	
* Average EUR-JPY exchange rate								163.6927
* Average USD-JPY exchange rate	117.6471			116.9825				
* Average USD-GBP exchange rate				0.5600				
* Average fixed interest rate	2.58%	2.79%	1.71%	3.19%			1.71%	3.09%

2. Derivatives designated as cash flow hedges

(in EUR million)	31/12/2020				31/12/2021			
	Maturity				Maturity			
	Less than 3 months	3 months to 1 year	1 to 5 years	Over 5 years	Less than 3 months	3 months to 1 year	1 to 5 years	Over 5 years
Interest rate derivatives								
* Notional amount (in EUR million)	16	110	71	638			181	177
* Average fixed interest rate	3.84%	1.57%	5.48%	3.70%			3.03%	3.97%
Interest rate and foreign exchange derivatives								
* Notional amount (in EUR million)			1,054	136			2,103	170
* Average USD-GBP exchange rate				0.5079				0.5079
* Average EUR-USD exchange rate			1.0842				1.1205	

d. Impact of hedge accounting in the statement of comprehensive income**1. Fair value hedges**

	31/12/2020		31/12/2021	
	Hedge ineffectiveness recognised in P/L	Hedge ineffectiveness recognised in OCI	Hedge ineffectiveness recognised in P/L	Hedge ineffectiveness recognised in OCI
	Net gains (losses) on financial instruments at fair value through profit or loss of the consolidated statement of income	Gains and losses directly recognised in equity of the balance sheet	Net gains (losses) on financial instruments at fair value through profit or loss of the consolidated statement of income	Gains and losses directly recognised in equity of the balance sheet
(in EUR million)				
Interest rate risk	53		(35)	
Foreign exchange risk	3		1	
TOTAL	56		(34)	

2. Cash flow hedges

	31/12/2020			31/12/2021		
	Change in the value of the hedging instrument recognised in OCI	Hedge ineffectiveness recognised in profit or loss	Amount reclassified from the cash flow hedge reserve to profit or loss - discontinued hedge	Change in the value of the hedging instrument recognised in OCI	Hedge ineffectiveness recognised in profit or loss	Amount reclassified from the cash flow hedge reserve to profit or loss - discontinued hedge
	Gains and losses directly recognised in equity of the balance sheet	Net gains (losses) on financial instruments at fair value through profit or loss of the consolidated statement of income	Net gains (losses) on financial instruments at fair value through profit or loss of the consolidated statement of income	Gains and losses directly recognised in equity of the balance sheet	Net gains (losses) on financial instruments at fair value through profit or loss of the consolidated statement of income	Net gains (losses) on financial instruments at fair value through profit or loss of the consolidated statement of income
(in EUR million)						
Interest rate risk	(11)			109		(75)
Foreign exchange risk	58			26		2
TOTAL	47			135		(73)

3. Net Investment hedge

Nil.

8. Segment and geographic reporting

a. Segment reporting

Having completed its commercial entity disposal programme at the beginning of 2014 as required under the resolution plan, Dexia is now focused on managing its residual assets in run-off, protecting the interests of the Group's State shareholders and guarantors and avoiding any systemic risk, in line

with the company's mission. In line with the Group's profile and strategy, Dexia's performance is now shown at a consolidated level on the basis of a single division entitled "Management of activities in run-off", without specific allocation of funding and operating expenses by segment of activity.

b. Geographic reporting

(in EUR million)	Belgium	France	Ireland	Italy	United States	Others	Total
As at 31 December 2020							
NET BANKING INCOME ⁽¹⁾	(3)	(92)	88	(195)	(2)	(11)	(216)
As at 31 December 2021							
NET BANKING INCOME ⁽¹⁾	(13)	11	(73)	(25)	(7)	(20)	(126)

(1) See note 1.3 : "Significant items included in the income statement"

Geographic reporting is done based on booking centers, being the country of the company having recorded the transaction and not the country of the counterparty at the transaction..

Report of the board of auditors to the shareholders' meeting of Dexia SA or the year ended 31 December 2021 - Consolidated financial statements

In the context of the statutory audit of the consolidated financial statements of Dexia SA ("the company") and its subsidiaries (jointly "the group"), we hereby submit our statutory audit report of the board of auditors. This report includes our report on the consolidated financial statements and the other legal and regulatory requirements. These parts should be considered as integral to the report.

We were appointed in our capacity as statutory auditor by the shareholders' meeting of 20 May 2020, in accordance with the proposal of the board of directors ("bestuursorgaan" / "organe d'administration") issued upon recommendation of the audit committee and presentation of the works council. Our mandate will expire on the date of the shareholders' meeting deliberating on the financial statements for the year ending 31 December 2022. Deloitte Réviseurs d'Entreprises / Bedrijfsrevisoren has performed the audit of the consolidated financial statements of Dexia SA for 14 consecutive periods. Mazars Réviseurs d'Entreprises / Bedrijfsrevisoren has audited the consolidated financial statements of Dexia SA for 5 consecutive periods.

Report on the consolidated financial statements

Unqualified opinion

We have audited the consolidated financial statements of the group, which comprise the consolidated statement of financial position as at 31 December 2021, the consolidated statement of comprehensive income, the consolidated statement of changes in equity and the consolidated statement of cash flow for the year then ended, as well as the summary of significant accounting policies and other explanatory notes. The consolidated statement of financial position shows total assets of 98,650 million and the consolidated income statement shows a consolidated net loss (Group share) for the year then ended of 334 million EUR.

In our opinion, the consolidated financial statements give a true and fair view of the group's net equity and financial position as of 31 December 2021 and of its consolidated results and its consolidated cash flow for the year then ended, in accordance with International Financial Reporting Standards (IFRS) as adopted by the European Union and with the legal and regulatory requirements applicable in Belgium.

Basis for the unqualified opinion

We conducted our audit in accordance with International Standards on Auditing (ISA), as applicable in Belgium. In addition, we have applied the International Standards on Auditing approved by the IAASB applicable to the current financial year, but not yet approved at national level. Our responsibilities under those standards are further described in the "Responsibilities of the board of statutory auditors for the audit of the consolidated financial statements" section of our report. We have complied with all ethical requirements relevant to the statutory audit of consolidated financial statements in Belgium, including those regarding independence. We have obtained from the board of directors and the company's officials the explanations and information necessary for performing our audit.

We believe that the audit evidence obtained is sufficient and appropriate to provide a basis for our opinion.

Emphasis of matter

Without modifying the above unqualified opinion, we draw your attention to:

- the change of accounting method related to the application of decision of the IFRS Interpretations Committee of 20 April 2021 on IAS 19 "Employee Benefits" norm attributing benefit to periods of service as defined in note 1.1.2.1 in the notes to the Consolidated Financial Statements.
- the change of presentation related to the "Income Taxes" in the note "Consolidated statement of comprehensive income", as described in note 1.1.2.6 in the notes to the Consolidated Financial Statements.

Key audit matters

Key audit matters are those matters that, in our professional judgment, were of most significance in our audit of the consolidated financial statements of the current period. These matters were addressed in the context of our audit of the consolidated financial statements as a whole and in forming our opinion thereon, and we do not provide a separate opinion on these matters.

Key audit matters	How our audit addressed the key audit matters
<p>Description key audit matter 1 - Going concern basis used for the preparation of the consolidated financial statements (We refer to the note 1.1.1.2, 1.4.1, 1.5.1 and 4.4.c in the notes of the Consolidated Financial Statements)</p>	
<p>The Group's ability to continue as a going concern is based on the revised orderly resolution plan of the Dexia Group, approved by the European Commission on 28 December 2012.</p> <p>This plan, further reassessed by the Board of Directors of Dexia of 21 December 2021, is based, among others, on the following assumptions:</p> <ul style="list-style-type: none"> • the macroeconomic assumptions underlying the business plan are revised as part of the biannual reviews. In its latest update, the business plan incorporates a "central" macroeconomic scenario based on the ECB reference scenario published in June 2021, complemented by the scenarios from the national central banks whenever available; • the business plan assumes the preservation of the banking license of Dexia Credit Local and of the credit rating of Dexia Credit Local to an equivalent level of higher than "investment grade"; • the continuation of the resolution plan assumes that Dexia Group maintains a sound funding capacity, which relies in particular on the appetite of investors for the debt guaranteed by the Belgian and French States, as well as on the Group's capacity to raise secured borrowings. Since 1 January 2022, the Group's issuances benefit from the "2022 guarantee" by the Belgian and French States, extending the 2013 guarantee, which expired on 31 December 2021; • finally, the Group is sensitive to the evolution of its macroeconomic environment and to market parameters, including exchange rates, interest rates and credit spreads. An unfavourable evolution, for a long period, of these parameters may impact the liquidity and solvability levels of the Group. It might also impact the valuation of the assets, liabilities and OTC derivatives, for which the changes in fair value are recognized in the statement of income or in equity, which may trigger a change in the capital requirement of the Group. <p>The assessment of all elements underlying the business plan must also be made in the complex and evolving context of the global crisis linked to the Covid-19 pandemic.</p> <p>After consideration of the above mentioned elements, for the Management of the Group, these uncertainties do not call into question the fundamentals of the resolution, nor do not call into question the application of the going concern basis for the preparation of the consolidated financial statements, in accordance with IAS 1 "Presentation of Financial Statements".</p> <p>Considering all of the elements presented above, we consider the assessment of the application of the going concern assumption for the preparation of the consolidated financial statements as of 31 December 2021 as a key audit matter.</p>	<p>We have examined the latest assessment made by the Executive Committee and the Board of Directors of the Dexia Group of the Group's ability to continue as a going concern over a period of twelve months starting at the closing date of the financial year, as prescribed by IAS 1 – "Presentation of Financial Statements", as well as the elements used to justify the assessment and the underlying documentation: We have applied, amongst other, the following diligences prescribed by IAS 570 "Going Concern":</p> <ul style="list-style-type: none"> • through discussion with management and based on the documentation made available to us, we have assessed the elements on which the liquidity projections were based by Dexia; • we have assessed the design and implementation of internal control processes used in the preparation of the liquidity projections; • we have considered the main regulatory ratios as of 31 December 2021 (<i>Liquidity Coverage Ratio, Total Capital, Net Stable Funding Ratio</i>) in light of the requirements applicable at that date to the Dexia Group; • we have inquired with the Executive Committee and Board of Directors about the latest underlying assumptions to the revised business plan, based on end of June 2021 data and approved by the Board of Directors on 21 December 2021; • we have considered the renewed guarantee convention "2022 guarantee", coming into force on 1 January 2022; • concerning the post closing events linked to the situation in Ukraine and the consequences of the sanctions against Russia, we have considered the evaluation done by the management and its effect on the continuity of the Group. <p>Finally, we have examined the compliance with the legal and regulatory requirements of the information related to the going concern in the notes of the consolidated financial statements, including the uncertainties surrounding the preparation of the consolidated financial statements on a going concern basis.</p>

Key audit matters	How our audit addressed the key audit matters
<p>Description key audit matter 2 – Consequences of strategic refocus of the group (We refer to the note 1.1.6.2.1, 1.3 and 2.3 to 2.7 in the notes to the Consolidated Financial Statements)</p>	
<p>During their initial recognition in accordance with IFRS 9, the Group's management exercised its judgment on the analysis of (i) the contractual terms and (ii) the economic model of the financial assets.</p> <p>On 19 July 2019, Dexia's Board of Directors approved the implementation of an asset disposal program called the "Remedial Deleveraging Plan", as mentioned in note 1.3.</p> <p>This decision has been analysed, in relation to the IFRS 9 standard, as a change of business model occurring in the first half of 2019.</p> <p>With the application of the IFRS 9 standard, the change in business model led to the reclassification, as at 1st January 2020 (i.e. the first day of the next reporting period), of the portfolios of financial instruments previously classified in amortized cost category into the "financial instruments at fair value through other comprehensive income" and "financial instruments at fair value through profit or loss" categories, based on the business models defined by the Management and approved by the Board of Directors. The reclassification of the asset portfolios for a nominal of EUR 6,375 million impacted the statement of income by EUR -104 million and the equity by EUR -92 million.</p> <p>Moreover, Dexia uses its judgement to define the appropriate level of its business model. Any significant project to sell financial assets classified in the business model whose objective is to hold to collect contractual cash flows over the lifetime of the instrument, is analyzed by the Transaction Committee, and must be approved by the Management and the Board of Directors.</p> <p>Given the accounting impacts in the consolidated financial statements and the accounting effects of the change in business models under IFRS accounting standards, we consider the consequences of the Group's assets deleveraging plan as a key audit matter.</p>	<p>We have assessed, with respect to the applicable accounting standards, the judgement made by Dexia of its economic model to manage the assets.</p> <p>We performed, among other things, the following procedures:</p> <ul style="list-style-type: none"> • reading the minutes of the main governance committees; • Review of the accounting impacts linked to the decisions taken by the governance bodies to change the business models of some financial assets portfolios during 2020 with: <ul style="list-style-type: none"> – (i) analysis of the criteria used by the governance bodies to classify financial assets in accounting categories with an impact on income or equity, and examination of their compliance with the accounting standards; – (ii) review of the accounting entries of the reclassification portfolio of assets based on the accounting rules; – (iii) the use of our experts to critically review, on a sample basis, the estimation of the fair value of the portfolios of assets reclassified. • Review of the monitoring methods for the sale of financial assets classified in "amortized cost". <p>Finally we have examined the information disclosed in the notes to the Consolidated Financial Statements related to the "Remedial Deleveraging Plan" including the information prescribed by IFRS 7 "Financial Instruments: Disclosures".</p>

Key audit matters	How our audit addressed the key audit matters
<p>Description key audit matter 3 – Operational risks linked to the information systems <i>(We refer to the note 1.6 in the notes to the Consolidated Financial Statements.)</i></p> <p>Dexia is dependent, for its operational activities, on the reliability and security of its information systems. The activities of the Group takes place in the specific context of the management of the existing assets portfolios in rundown, in the context of the orderly resolution plan validated by the European Commission on 28 December 2012.</p> <p>In this context, and in order to ensure operational continuity, Dexia Group has outsourced its IT function (development, production and infrastructure) and back offices to an external service provider. Dexia Group has also decided, since the 2018 financial year, to entrust the upgrade and management of the IT infrastructure to the same service provider.</p> <p>The current health crisis linked to the worldwide spread of the Covid-19 coronavirus has also forced employees to work remotely to ensure the continuity of the activities. The measures applied by the Group, also exposes the Group to new risks, including the opening of the information systems to allow a remote access to the applications and for the processing of transactions.</p> <p>In this specific context, the management of operational risk related to the performance of the information systems and the automated treatment of accounting and financial information is considered as a key audit matter.</p>	<p>The assessment of the general IT controls used throughout the accounting and financial information processing chains is a key step in our audit approach.</p> <p>The audit work performed, some of which was carried out directly at the external service provider, with the assistance of our IT specialists, consisted in particular of:</p> <ul style="list-style-type: none"> • understanding the structure of the IT landscape; processes and controls related to the production of the accounting and financial information; • examining the way Dexia Group handled the impacts of IT incidents that occurred during the accounting period and the related corrective actions implemented; • assessing the operating effectiveness of general IT controls in the context of the Covid-19 health crisis and the remote work for the employees (access right management to the applications and data, change management and application development, and management of the IT operations) and the key automated controls on significant information; • performing detailed procedures on manual journal entries, related to the write access rights of manual entries, and to the review of the supporting documentation justifying the nature and input of manual entries; • understanding the control and supervision framework currently developed by Dexia Group related to the key services rendered by the external service provider in the context of the outsourcing and of the Covid-19 health crisis. <p>Finally, we have reviewed the information presented in the notes to the Consolidated Financial Statements related to the operational risks with relation to the information systems</p>

Key audit matters	How our audit addressed the key audit matters
<p>Description key audit matter 4 - Assessment of credit risk and evaluation of impairments (We refer to the notes 1.1.6.2.5, 1.1.26, 1.3, 1.4.1, 2.4 to 2.7, 3.6, 5.10 and 7.2 in the notes to the Consolidated Financial Statements.)</p> <p>The impairments recorded by Dexia Group to cover the credit risks inherent in its banking activities are determined in accordance with provisions of IFRS 9, including the principle of expected credit losses.</p> <p>The evaluation of the expected credit losses related to the financial assets requires the use of judgment, in particular in the context of the Covid-19 health crisis, especially for:</p> <ul style="list-style-type: none"> • assessing the level of credit risk and the potential significant increase in credit risk to classify exposures under stage 1 and stage 2; • assessing the level of credit risk and the existence of an objective impairment indicator for the classification of the exposures in stage 3; • estimating for each stage the amount of expected losses; • setting up, in an uncertain environment, macroeconomic projections to be integrated at the same time in the criteria used for the increase in credit risk and in the measurement of expected losses; • Identify the sensitive sectors impacted by the Covid-19 health crisis and assess the impact of the crisis on the credit risk of the counterparties identified. <p>As at 31 December 2021, financial assets' gross amounts exposed to credit risk amounts to EUR 78,854 million; the total impairments amounts to EUR 329 million and the Group's cost of risk is positive and amounts to EUR 117 million.</p> <p>As the classification of exposures into the different credit risk stages and the determination of expected losses require management's judgment and estimates, in a context also impacted by the Covid-19 health crisis, we considered the assessment of the level of credit risk to be a key audit matter.</p>	<p>We have assessed the design and implementation Dexia Group's internal control framework on the credit risk and have tested the operating effectiveness of the key controls related to the assessment of credit risk and evaluation of expected losses.</p> <p>Our procedures included, among others, the following:</p> <ul style="list-style-type: none"> • Governance: <ul style="list-style-type: none"> – we have considered the internal control system framing the definition and validation of the impairment models and the parameters used to calculate these impairments, and of the work and conclusions of the risk management department concerning the internal validation of the IFRS9 impairment models; – we have carefully considered the appreciation of the management of the Covid-19 health crisis effects on the provisioning level of the credit exposures. • Exposures' classification per stage: <ul style="list-style-type: none"> – we have checked the appropriate staging of outstanding amounts by stage; – we have reviewed the Group's assessment of the effects of the Covid-19 health crisis on the assets classification; – with the assistance of our specialists in charge of the credit risk, we have validated the Dexia Group's retained methodologies for the measurement of the increase in credit risk and its correct operational implementation in the information system. • Evaluation of expected losses: <ul style="list-style-type: none"> – we have validated Dexia Group's retained methodologies for the determination of the parameters used for the impairment calculation and their evolution in the context of the Covid-19 crisis, and the effectiveness of the key controls regarding data quality; – for the specific impairments on financial assets classified in stage 3, we have assessed based on a sampling, the management assumptions and data used for the estimation of impairments; – we have assessed the reasonableness and appropriateness of the macroeconomic scenarios defined by the management, the definitions of the scenarios and the weighting of each of the scenarios. <p>We have also examined the information presented in the notes to the Consolidated Financial Statements related to the credit risk, including the quantitative and qualitative information related to the Covid-19 health crisis and its impact on the credit risk.</p>

Key audit matters	How our audit addressed the key audit matters
<p>Description key audit matter 5 – Valuation of the financial instruments classified in level 3 in the fair value hierarchy <i>(We refer to the notes 1.1.2.5, 1.1.7, 1.1.26, 1.5.2, 2.3, 2.4, 3.1, 4.1, 4.8, 5.3, 5.4 and 7.1 in the notes to the Consolidated Financial Statements)</i></p>	
<p>In conducting its market activities, Dexia Group holds financial instruments classified in level 3 in the fair value hierarchy. These instruments are recorded at fair market value based on valuation models, including significant parameters which are either unobservable or cannot be corroborated directly with market data.</p> <p>The fair values calculated may be subject to additional value adjustments to take into account certain market, liquidity and counterparty risks, notably for the derivatives:</p> <ul style="list-style-type: none"> • Credit Value Adjustment (CVA): takes into account the risk of default of the counterparty; • Debit Value Adjustment (DVA): takes into account the own credit risk of Dexia Group; • Funding Value Adjustment (FVA): takes into account the financing costs for the non-collateralized derivatives; and • the use of an actualization curve based on a daily rate curve (OIS). <p>The methods used by Dexia Group to value the financial instruments, as well as the estimation of the additional fair value adjustments, involve a significant part of professional judgment regarding the defined methodologies, the choice of valuation parameters and the fair value adjustments, as well as in the selection and the use of internal valuation models.</p> <p>These financial instruments classified in Level 3 in the fair value hierarchy detailed in note 7.1 of the notes represent EUR 12,964 million on the asset side (14.4% of the assets recorded at fair value) and EUR 24,012 million on the liability side (26.6% of the liabilities recorded at fair value) of the consolidated balance sheet of the Group as at 31 December 2021.</p> <p>Finally, the Group is impacted by the interest rate benchmark reform (IBOR) for the financial instruments. Due to the material outstanding amounts, the significant use of professional judgment in the estimation of the fair value, we have assessed that the evaluation of the financial instruments classified in level 3 is a key audit matter.</p>	<p>We have assessed the relevance of the key controls, defined and implemented by Dexia Group in the context of the valuation of financial instruments classified in level 3 including those relating to:</p> <ul style="list-style-type: none"> • the governance defined by the risk management surrounding the validation and the control on the valuation models; • the estimation of fair value adjustments. <p>We have relied on our valuation experts to perform, on the basis of samples:</p> <ul style="list-style-type: none"> • the review of the level of the reserves and significant fair value adjustments. We have also assessed the relevance of the methodologies used, and performed an analytical review of the recorded impacts. • an analysis of the relevance of the valuation parameters withheld; we have, among others, analyzed the relevance of the data sources used and we have assessed the respect of the hierarchy of these sources • the independent validation of valuations by using our own models. <p>We have assessed the design of the tool used for the calculation and exchange of collaterals on financial derivative instruments and we have analyzed the main calculation differences in valuations with the counterparties for these instruments in order to support our assessment of the reliability of Dexia Group's valuations.</p> <p>We have ensured that there has been no significant change in the criteria for the classification of the financial instruments used by the Group in the fair value hierarchy as defined by the IFRS 13 standard.</p> <p>We have examined the information included in the notes to the Consolidated Financial Statements regarding the interest rate benchmark reform (IBOR) and the valuation of financial instruments in the context of the requirements of IFRS 13.</p>

Key audit matters	How our audit addressed the key audit matters
<p>Description key audit matter 6 – Identification and evaluation of the provisions for legal risk related to litigations <i>(We refer to note 3.6 Provisions in the notes of the Consolidated Financial Statements and to the litigation section in the caption "Risk Management" of the Management Report to which note 3.6 refers and where the Board of Directors describes the main litigations that the Group Dexia is facing)</i></p>	
<p>In the context of its activities, Dexia Group is involved in a certain number of legal risks and litigations.</p> <p>The consequences, as assessed by the Group based on the available information at closing date, of the main litigations, including those related to the 'share leasing' activities in the Netherlands and the investigations with a potential significant outlook on the financial situation, on the results or on the assets of the Group, are reflected in the Consolidated Financial Statements.</p> <p>The Group complies with the requirements of IAS 37 for the evaluation and recording of provisions for certain risks. The recording of a provision or contingent liability in order to cover the legal risk requires by nature the use of professional judgment due to the difficulty to estimate the outcome of litigations that may arise.</p> <p>Due to the nature of the current procedures against Dexia Group and given the use of estimation in the determination of the provisions, we consider the legal risk related to litigations as a key audit matter.</p>	<p>We have assessed the adequacy of the internal control system related to the process of determining the provisions for litigation.</p> <p>These controls mainly concern the identification of the files to be provisioned based on the motives of the dispute and the determination of the amount of the provisions estimated using the methodologies retained by Dexia Group.</p> <p>Our audit work has focused on the following:</p> <ul style="list-style-type: none"> • we have conducted discussion with management and more specifically Dexia Group's legal department; • we have examined the motives for the current disputes and have assessed the adequacy of the existence of provisions based on the Group's assumptions; • we have assessed the principles and assumptions used by the Group to estimate the amount of provisions for litigations; • we have inquired with the law firms with which Dexia Group is working to obtain and review the assessment made by these lawyers on the status of the litigations; • finally, we have examined the information in the note 3.6 of the Consolidated Financial Statements for provisions.

Responsibilities of the board of directors for the preparation of the consolidated financial statements

The board of directors is responsible for the preparation and fair presentation of the consolidated financial statements in accordance with International Financial Reporting Standards (IFRS) as adopted by the European Union and with the legal and regulatory requirements applicable in Belgium and for such internal control as the board of directors determines is necessary to enable the preparation of consolidated financial statements that are free from material misstatement, whether due to fraud or error.

In preparing the consolidated financial statements, the board of directors is responsible for assessing the group's ability to continue as a going concern, disclosing, as applicable, matters to be considered for going concern and using the going concern basis of accounting unless the board of directors either intends to liquidate the group or to cease operations, or has no other realistic alternative but to do so.

Responsibilities of the board of auditors for the audit of the consolidated financial statements

Our objectives are to obtain reasonable assurance about whether the consolidated financial statements as a whole are free from material misstatement, whether due to fraud or error, and to issue a report of the board of auditors that includes our opinion. Reasonable assurance is a high level of assurance, but is not a guarantee that an audit conducted in accordance with ISA will always detect a material misstatement when it exists. Misstatements can arise from fraud or error and are considered material if, individually or in the aggregate, they could reasonably be expected to influence the economic decisions of users taken on the basis of these consolidated financial statements.

During the performance of our audit, we comply with the legal, regulatory and normative framework as applicable to the audit of consolidated financial statements in Belgium. The scope of the audit does not comprise any assurance regarding the future viability of the company nor regarding the efficiency or effectiveness demonstrated by the board of directors in the way that the company's business has been conducted or will be conducted. Our responsibilities related to application by the board of directors of the going concern basis of accounting are described here below.

As part of an audit in accordance with ISA, we exercise professional judgment and maintain professional skepticism throughout the audit. We also:

- identify and assess the risks of material misstatement of the consolidated financial statements, whether due to fraud or error, design and perform audit procedures responsive to those risks, and obtain audit evidence that is sufficient and

appropriate to provide a basis for our opinion. The risk of not detecting a material misstatement resulting from fraud is higher than for one resulting from an error, as fraud may involve collusion, forgery, intentional omissions, misrepresentations, or the override of internal control;

- obtain an understanding of internal control relevant to the audit in order to design audit procedures that are appropriate in the circumstances, but not for the purpose of expressing an opinion on the effectiveness of the group's internal control;
- evaluate the appropriateness of accounting policies used and the reasonableness of accounting estimates and related disclosures made by the board of directors;
- conclude on the appropriateness of the use of the going concern basis of accounting by the board of directors and, based on the audit evidence obtained, whether a material uncertainty exists related to events or conditions that may cast significant doubt on the group's ability to continue as a going concern. If we conclude that a material uncertainty exists, we are required to draw attention in our report of the board of auditors to the related disclosures in the consolidated financial statements or, if such disclosures are inadequate, to modify our opinion. Our conclusions are based on the audit evidence obtained up to the date of our report of the board of auditors. However, future events or conditions may cause the group to cease to continue as a going concern;
- evaluate the overall presentation, structure and content of the consolidated financial statements, and whether the consolidated financial statements represent the underlying transactions and events in a manner that achieves fair presentation;
- obtain sufficient appropriate audit evidence regarding the financial information of the entities and business activities within the group to express an opinion on the consolidated financial statements. We are responsible for the direction, supervision and performance of the group audit. We remain solely responsible for our audit opinion.

We communicate with the audit committee regarding, amongst other matters, the planned scope and timing of the audit and significant audit findings, including any significant deficiencies in internal control that we identify during our audit.

We also provide the audit committee with a statement that we have complied with relevant ethical requirements regarding independence, and we communicate with them about all relationships and other matters that may reasonably be thought to bear on our independence, and where applicable, related safeguards.

From the matters communicated to the audit committee, we determine those matters that were of most significance in the audit of the consolidated financial statements of the current period and are therefore the key audit matters. We describe these matters in our report unless law or regulation precludes any public disclosure about the matter.

Other legal and regulatory requirements

Responsibilities of the board of directors

The board of directors is responsible for the preparation and the content of the directors' report on the consolidated financial statements, the non-financial information disclosed in the directors' report and the other information included in the annual report on the consolidated financial statements.

Responsibilities of the the board of auditors

As part of our mandate and in accordance with the Belgian standard complementary to the International Standards on Auditing (ISA) as applicable in Belgium, our responsibility is to verify, in all material respects, the director's report on the consolidated financial statements, the statement of non-financial information attached to the directors' report on the consolidated financial statements and other matters disclosed in the annual report on the consolidated financial statements, as well as to report on this matter.

Aspects regarding the directors' report on the consolidated financial statements and other information disclosed in the annual report on the consolidated financial statements

In our opinion, after performing the specific procedures on the directors' report on the consolidated financial statements, this report is consistent with the consolidated financial statements for that same year and has been established in accordance with the requirements of article 3:32 of the Code of companies and associations.

In the context of our statutory audit of the consolidated financial statements we are also responsible to consider, in

particular based on information that we became aware of during the audit, if the directors' report on the consolidated financial statements is free of material misstatement, either by information that is incorrectly stated or otherwise misleading. In the context of the procedures performed, we are not aware of such material misstatement.

The non-financial information as required by article 3:32, § 2 of the Code of companies and associations, has been disclosed in the directors' report on the consolidated financial statements under section "Non-financial declaration – Corporate social responsibility" that is part of the annual report. The Dexia Group in accordance with the law of 3 September 2017 related to the publication of non-financial information and information on diversity by large corporates and groups, which transposes Directive 2014/95 /EU, has established this non-financial information. In accordance with article 3:80 § 1, 5° of the Code of companies and associations we do not express any opinion on the question whether this non-financial information has been established in accordance with the above mentioned law.

Statements regarding independence

- Our audit firms and our networks have not performed any prohibited services and our audit firms have remained independent from the group during the performance of our mandate.

Other statements

This report is consistent with our additional report to the audit committee referred to in article 11 of Regulation (EU) No 537/2014.

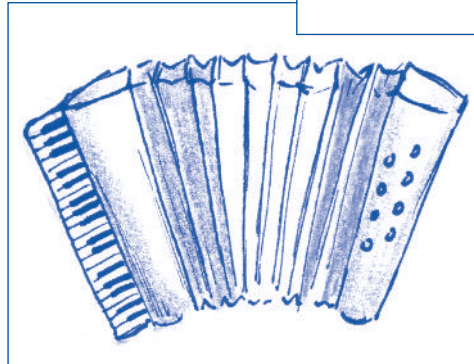
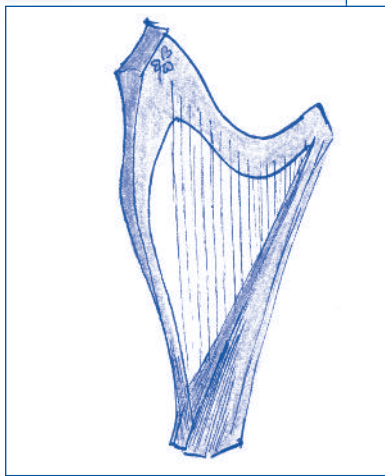

Signed at Zaventem and Brussels

The board of auditors

Deloitte Bedrijfsrevisoren/
Réviseurs d'Entreprises BV/SRL
Represented by Franky Wevers

Mazars Bedrijfsrevisoren/
Réviseurs d'Entreprises BV/SRL
Represented by Xavier Doyen

158	Balance sheet
159	Off-balance sheet items
160	Income statement
161	Notes to the annual financial statements
180	Report of the board of auditors to the shareholders' meeting of Dexia SA for the year ended 31 December 2021 - Annual accounts



Annual financial statements
as at 31 December 2021

Balance Sheet

(before income appropriation)

ASSETS	31/12/2020	31/12/2021
(en EUR)		
FIXED ASSETS	93,221,512	83 627 277
II. Intangible fixed assets	30,451	16 767
III. Tangible fixed assets	49,622	469 071
B. Plant, machinery and equipment	2,698	1 214
C. Furniture and vehicles	43,660	308 522
E. Other tangible fixed assets	3,264	159 335
IV. Financial fixed assets	93,141,439	83 141 439
A. Affiliated companies	93,141,389	83 141 389
1. Participating interests	93,141,389	83 141 389
C. Other financial fixed assets	50	50
2. Amounts receivable and cash guarantees	50	50
CURRENT ASSETS	727,660,830	733 144 048
V. Amounts receivable after more than one year	100,839,247	97 266 907
B. Other amounts receivable	100,839,247	97 266 907
VII. Amounts receivable within one year	1,293,587	1 100 278
A. Trade debtors	772,461	636 335
B. Other amounts receivable	521,126	463 943
VIII. Current investments	622,486,420	631 299 717
B. Other investments	622,486,420	631 299 717
IX. Cash at bank and in hand	1,720,168	2 280 251
X. Accruals and deferred income	1,321,408	1 196 895
TOTAL ASSETS	820,882,342	816 771 325

EQUITY AND LIABILITIES		31/12/2020	31/12/2021
(en EUR)			
EQUITY		719,274,321	709,948,711
I.	Contributions	2,400,000,000	2,400,000,000
	A. Capital	500,000,000	500,000,000
	1. Issued capital	500,000,000	500,000,000
	B. Beyond capital	1,900,000,000	1,900,000,000
	1. Share premium account	1,900,000,000	1,900,000,000
IV.	Reserves	322,880,172	322,880,172
	A. Reserves not available	50,000,000	50,000,000
	1. Legal reserve	50,000,000	50,000,000
	C. Available reserves	272,880,172	272,880,172
V.	Retained earnings	(1,991,807,726)	(2,003,605,851)
V. bis.	Loss (-) for the year	(11,798,125)	(9,325,610)
PROVISIONS AND DEFERRED TAXES		52,447,499	63,050,471
VIII.	A. Provisions for liabilities and charges	52,447,499	63,050,471
	5. Other liabilities and charges	52,447,499	63,050,471
AMOUNTS PAYABLE		49,160,522	43,772,143
IX.	Amounts payable after more than one year	39,788,000	39,788,000
	A. Financial debts	39,788,000	39,788,000
	1. Subordinated loans	39,788,000	39,788,000
X.	Amounts payable within one year	9,158,588	3,807,105
	C. Trade debts	3,031,070	1,584,110
	1. Suppliers	3,031,070	1,584,110
	E. Taxes, remuneration and social security	2,056,617	2,109,104
	1. Taxes	161,106	229,822
	2. Remuneration and social security	1,895,511	1,879,282
	F. Other amounts payable	4,070,901	113,891
XI.	Accruals and deferred income	213,934	177,038
TOTAL LIABILITIES		820,882,342	816,771,325

Off-balance sheet items

(en EUR)		31/12/2020	31/12/2021
Miscellaneous rights and commitments			
Guarantee given by the French and Belgian States for the Financial Products portfolio ⁽¹⁾		PM	PM
Guarantees given by third parties on behalf of the company		302,973	302,973
Real guarantees given on own assets		308,889	308,889
Issuance of beneficiary participations		PM	PM
Commitment towards Dexia Bank Nederland NV		PM	PM
Commitments others ⁽²⁾		PM	PM

(1) See note 4.4.c of the consolidated financial statement.

(2) See note 6.4. Off-balance sheet items - Commitments.

Profit and loss account

(en EUR)	31/12/2020	31/12/2021
I. Operating income	9,816,991	7,816,520
D. Other operating income	9,016,991	7,425,470
E. Non-recurring operating income	800,000	391,050
II. Operating charges	(19,063,811)	(33,168,354)
B. Services and other goods	(9,806,505)	(9,227,609)
C. Remuneration, social security costs and pensions	(8,629,159)	(8,621,678)
D. Amortisations of and other amounts written down on formation expenses, intangible and tangible fixed assets	(68,898)	(73,221)
F. Provisions for liabilities and charges: appropriations (uses and write-backs)	(150,838)	(75,420)
G. Other operating charges	(52,524)	(1,347,404)
I. Non-recurring operating charges	(355,887)	(13,823,022)
III. Operating profit (loss)	(9,246,820)	(25,351,834)
IV. Financial income	219,336	29,231,298
A. Recurring financial income	219,336	215,534
2. Income from current assets	215,987	215,534
3. Other financial income	3,349	0
B. Non-recurring financial income	0	29,015,764
V. Financial charges	(3,386,746)	(13,749,168)
A. Recurring financial charges	(3,291,174)	(3,245,480)
1. Debt charges	(30,892)	(38,695)
3. Other financial charges	(3,260,282)	(3,206,785)
B. Non-recurring financial charges	(95,572)	(10,503,688)
VI. Profit (loss) for the period before taxes	(12,414,230)	(9,869,704)
IX. Income taxes	616,105	544,094
A. Taxes	(7,000)	(13,137)
B. Adjustment of income taxes and write-back of tax provisions	623,105	557,231
X. Profit (loss) of the period	(11,798,125)	(9,325,610)
XIII. Profit (loss) of the period available for appropriation	(11,798,125)	(9,325,610)
Profit (loss) of the preceding period brought forward	(1,991,807,726)	(2,003,605,851)
Profit (loss) of the period available for appropriation	(11,798,125)	(9,325,610)
PROFIT(+)/LOSS(-) TO BE APPROPRIATED	(2,003,605,851)	(2,012,931,461)

Notes to the annual financial statements

1. Presentation of the financial statements

Dexia presents its financial statements before appropriation. The 2021 financial year closed with a loss of EUR -9.3 million. The loss carried over from the previous period is EUR -2,003.6 million. As a result, the total loss to be appropriated is EUR -2,012.9 million.

The amounts relating to the previous financial year are not identical to those published previously. Indeed, as Dexia is 52.78% owned by the Belgian State via the Société fédérale de participations et d'investissement and 46.81% owned by the French State via the Agence des Participations de l'Etat, these two shareholders constitute undertakings related to Dexia within the meaning of Article 1:20 of the Code of Companies and Associations (CSA) of 23 March 2019. As a result, the relations Dexia has with the Belgian and French States are to be mentioned under item 5.1 "Relations with affiliated undertakings" in the notes to the annual financial statements. Consequently, in order to make the figures for the year 2021 comparable with those of the previous year, we have made a restatement of our figures relating to 2020 in this same section, at the level of the receivables appearing under cash investments and other financial charges included under financial results.

2. Annual financial statements and chart of accounts

Dexia is a limited company and a financial company governed by the Belgian law whose capital is represented by 420,134,302 shares without designation of their nominal value, and exclusively registered, not negotiable on the Euronext market and not convertible in dematerialized shares of which 418,408,714 are held by the Belgian and French States as at 31 December 2021.

Dexia is subject to the ordinary law of annual accounts as filed in the CSA of 23 March 2019 and its royal implementing decree of 29 April 2019.

Therefore, the Dexia chart of accounts is consistent in its content, presentation and numbering with the chart of accounts referred to by the royal decree of 29 April 2019

The items included in the accounting plan that do not apply to Dexia have been excluded.

The annual financial statements are presented in EUR.

3. Accounting policies

3.1. General policies

3.1.1. LEGISLATION

The valuation rules are in accordance with the royal decree of April 29, 2019 implementing the Code of companies. If legislation allows options or authorises a waiver, the accounting policies hereafter shall mention the option chosen or whether such a waiver has been applied.

3.1.2. FOREIGN CURRENCY TRANSLATION INTO EUR

Monetary assets, liabilities, rights and commitments denominated in foreign currencies are translated into EUR at the last day average year-end exchange rate.

Non-monetary items are translated into EUR based at the exchange rate ruling in effect on the transaction date.

Foreign currency income and expense are translated into EUR at the exchange rate ruling in effect on the date on which the income or expense is recognised in the statement of income.

3.2. Assets

3.2.1. FORMATION EXPENSES (ITEM I.)

All formation expenses are booked into charges for 100% during the period in which they are incurred.

3.2.2. INTANGIBLE FIXED ASSETS (ITEM II.)

License costs, external costs linked to software development and to the development of the Dexia Group website are recorded as intangible fixed assets when the acquisition price is at least equal to EUR 500 VAT included per item or, when delivery is broken down into partial shipments representing less than EUR 500 VAT included each but the total delivery is at least EUR 500 VAT included, as from 1 January 2021. Until 31 December 2020, this threshold was EUR 1,000 excluding VAT.

Intangible fixed assets are depreciated on a straight-line basis prorate temporis over a maximum period of five years to date from their acquisition or commencement of operations.

Furthermore, the internal costs related to the development of software and the website are entirely charged in the financial year in which they are exposed.

Exceptional amortisations are recorded in order to align the accounting value of the intangible fixed assets to their utilisation value for the company to take into account their alteration or changes in economic or technological circumstances. Exceptional depreciations are reversed if they are no longer justified.

3.2.3. TANGIBLE FIXED ASSETS (ITEM III.)

Tangible fixed assets are included in the assets when the acquisition price is at least equal to EUR 500 VAT included per item, as from the 2021 financial year. Earlier, this threshold was EUR 1,000 excluding VAT.

Tangible fixed assets are depreciated on a straight-line basis prorate temporis from the date of acquisition or commencement of operations.

If necessary, exceptional depreciations are recorded in order to align the accounting value of fixed assets to their utilization value for the company to take into account their alteration or changes in economic or technological circumstances. Exceptional depreciations are reversed if they are no longer justified.

3.2.4. FINANCIAL ASSETS (ITEM IV.)

Participating interests and shares are recorded on the balance sheet at their acquisition cost or contribution cost. Accessory acquisition fees are charged to the period of acquisition.

Impairments are recorded in the case of capital losses or lasting depreciation. They are determined by reference to the financial position, profitability, and prospects of the company in which shares and/or equity interests are held.

Participating interests and shares may also be revalued. It is therefore required that their value, determined on the basis of their usefulness to the company, presents a certain and lasting surplus in relation to their book value.

Debts appearing under financial fixed assets are valued according to the same principles as debts at more than one year and up to one year.

3.2.5. AMOUNTS RECEIVABLE AFTER MORE THAN ONE YEAR AND WITHIN ONE YEAR (ITEMS V. AND VII.)

Receivables are stated on the balance sheet at their nominal value. Impairments are booked to cover any risk of non-recovery.

3.2.6. SHORT-TERM INVESTMENTS AND CASH ASSETS (ITEMS VIII. AND IX.)

Cash is stated at nominal value.

Securities are stated at acquisition cost, while accessorial acquisition costs are recorded in the statement of income of the year in which they are incurred.

At balance sheet date, impairments are recorded on short-term investments and liquid assets if their realization value is lower than their book value.

Additional impairments are recorded on these assets in order to reflect either a change in their realization or market value, or the risks inherent in the nature of the products concerned or the activities carried out.

3.3. Liabilities**3.3.1. REVALUATION RESERVES (ITEM III.)**

Shares and participating interests recorded as long-term investments may be revalued in the case of a certain, permanent increase in their fair value for the company compared with their book value.

Revaluation reserves are maintained under this heading until the realization of the assets concerned or their inclusion in capital.

3.3.2. PROVISIONS FOR LIABILITIES AND CHARGES (ITEM VII.)

At balance sheet date, the Board of Directors, acting with prudence, sincerity and good faith, examines the provisions to be built up in order to cover all possible risks or losses that might have occurred during the financial year or previous financial years, and, in case of an obligation, the expected amount necessary to pay the debt on the balance sheet date. Provisions relating to previous financial years are regularly reviewed and reversed if they have become irrelevant.

3.3.3. DEBTS OF OVER ONE YEAR AND UP TO ONE YEAR (ITEMS VIII. AND IX.)

Debts are stated for their nominal value on the balance sheet.

3.4. Off-balance sheet items

Off-balance sheet items are recorded for the nominal value of the rights and commitments mentioned in the contract or for their estimated value.

4. Notes to the annual financial statements

Dexia is a cross-border holding company which has a permanent establishment in Paris, 1 Passerelle des Reflets, Tour CBX– La Défense 2, F-92919 Paris. From an accounting point of view, the financial statements of Dexia include the accounts of Brussels, the Dexia head office, and those of the permanent French establishment in Paris.

GOING CONCERN

The Dexia statutory financial statements as at 31 December 2021 have been prepared in accordance with the going concern accounting rules. This involves a certain number of assumptions constituting the business plan underlying the Group's resolution which was the subject of a decision by the European Commission in December 2012 and reassessed on the basis of the elements available at the date of closing the accounts.

The main assumptions used by management to prepare the statutory financial statements for the year ended 31 December 2021 and the areas of uncertainty, reinforced in particular by the situation related to the Covid-19 pandemic, are summarised below:

- The business plan assumes the maintenance of the banking licence of Dexia Crédit Local as well as the maintenance of the rating of Dexia Crédit Local at a level equivalent or higher than Investment Grade.
- The continuation of the resolution assumes that Dexia maintains a good funding capacity which relies in particular on the appetite of investors for the debt guaranteed by the Belgian and French States as well as on the Group's ability to raise secured funding. Since 1 January 2022, Dexia Crédit Local's issues, have benefited from the 2022 guarantee, which

extends the 2013 guarantee, which expired on 31 December 2021 (cf. Note 4.4.c. to the consolidated financial statements in this annual report).

- Although it manages these risks very proactively, the Dexia Group remains extremely sensitive to the evolution of the macroeconomic environment and to market parameters such as exchange rates, interest rates or credit spreads. An unfavourable evolution of these parameters in the long term could weigh on the Group's liquidity and solvency level. It could also have an impact on the valuation of assets, financial liabilities or OTC derivatives, the changes in the fair value of which are recognised in the income statement or through equity and are likely to result in a change in the Group's regulatory capital level.

- Until their effective disposal, Dexia remains exposed to the evolution of the fair value of the assets targeted for sale within the context of the deleveraging programme validated by the Board of Directors in 2019⁽¹⁾. Nevertheless, the successful execution of this plan has significantly reduced this source of sensitivity, which at 31 December 2021 amounted to EUR 2.2 million per basis point for all assets measured at fair value, of which EUR 1.5 million per basis point for the assets targeted for sale in the context of the deleveraging programme.

- The Group is also exposed to certain operational risks, specific to the resolution environment in which it operates and which have been reinforced by the teleworking context imposed by the Covid-19 pandemic.

- Finally, residual uncertainties related, for example, to new developments in accounting and prudential rules over the duration of the Group's resolution could lead to a significant change in the initially anticipated resolution trajectory.

In assessing the appropriateness of the going concern basis, management has considered each of these assumptions and areas of uncertainty.

- Since the Group entered into orderly resolution, Dexia has continuously reduced its funding requirement and extended the maturity of the funding raised, with a view to prudent liquidity management. The acceleration of asset sales decided in the summer of 2019 has in particular allowed a significant reduction in the Group's funding requirement, particularly in US dollars. In particular, in 2021, the funding requirement was reduced by EUR 7.7 billion to EUR 61.6 billion as at 31 December 2021. Furthermore, during 2021, the Group maintained a sustained execution of its funding programme, enabling it to complete its annual long-term refinancing programme in July. Five long-term public transactions were launched by Dexia Crédit Local in euros, pounds sterling and US dollars, for a total amount of EUR 5 billion. Indeed, Dexia was able to maintain a liquidity reserve deemed adequate with the restriction of access to European Central Bank (ECB) funding effective since 1 January 2022⁽²⁾. This liquidity reserve amounted to EUR 13.1 billion, of which EUR 11.1 billion in cash as at 31 December 2021.

- Within the framework of half-yearly reviews, an update of the Group's financial projections was presented to Dexia's Board of Directors on 16 December 2021. It includes a "central" macroeconomic scenario, based on the ECB reference scenario published in June 2021, supplemented by the scenarios published by the national central banks when available. This central scenario takes into account a strong economic

recovery after the 2020 shock. However, Dexia considered this scenario to be too favourable as the effect of the 2020 shock on defaults is delayed in time. Therefore, a cautious approach was adopted, taking into account the macroeconomic evolution since the beginning of the crisis and not only from the end of 2020. For example, the GDP growth for the euro area used for 2021 in the point-in-time parameters (-2.5%) is the aggregate of the GDP evolution observed in 2020 (-6.8%) and the GDP projection for 2021 in the ECB scenario (+4.6%).

- Management has also taken into account the constraints and uncertainties of its operating model as well as the risks related to the continuity of operations, inherent to Dexia's specific character as a bank in resolution.

Consequently, after having taken all these elements and uncertainties into account, Dexia's management confirms that as at 31 December 2021, they do not call into question the fundamentals of the orderly resolution of the Group or the assessment of the application of the going concern assumption. Therefore, the consolidated financial statements can be prepared in accordance with the going concern basis.

4.1. Balance sheet total (before income appropriation)

The balance sheet total of EUR 816.8 million as at 31 December 2021 remains stable when compared to EUR 820.9 million as at 31 December 2020.

4.2. Assets

FIXED ASSETS

4.2.1. INTANGIBLE FIXED ASSETS

Intangible fixed assets totalled EUR 0.02 million and concerns the acquisition and the development of software.

These assets are depreciated on a straight-line method over a period of three years.

4.2.2. TANGIBLE FIXED ASSETS

Tangible fixed assets which have a net book value of EUR 0.5 million have a gross acquisition value of EUR 1.5 million.

Plant, machinery and furniture contribute EUR 1.2 million to this gross acquisition value and are depreciated on a straight-line basis over ten years. Following the conversion of the rented premises in the Bastion Tower in Brussels into a Flex Office, the furniture had to be partially renewed (acquisition of EUR 0.3 million), although this new concept allowed the surface area of the rented premises to be reduced by half.

The office, computer and audio-visual equipment represents a gross investment of EUR 0.1 million which is depreciated at a linear rate of 25%.

Other tangible fixed assets involving the premises leased as a Flex Office (gross acquisition value of EUR 0.2 million), these conversions being depreciated on a straight-line basis over the lease term of nine years.

(1) Impact on debt reduction in 2022 of the plan validated by the Board of Directors on 19 July 2019.

(2) On 21 July 2017 the ECB announced the end of access to the Euro-system for liquidation structures as from 31 December 2021.

4.2.3. FINANCIAL FIXED ASSETS

Participation interests in affiliated companies

The item "Participating Interest" represents EUR 83.1 million as at 31 December 2021 compared to EUR 93.1 million as at 31 December 2020.

It includes the following equity interests:

- EUR 0 million: 100% of Dexia Crédit Local (DCL), Paris, France.

The gross acquisition value of the DCL amounts to EUR 17,203.8 million and has been reduced to zero. As mentioned in the 2019 annual report, as of September 27, 2019, the European Commission approved the extension by the Belgian and French States of the Dexia financing guarantee, which is however subject to new conditions including the establishment of a conditional deferred commission resulting in the fact that any net DCL liquidation proceeds can only be negative after payment to the States of the party deferred from the aforementioned guarantee commission.

- EUR 83.0 million: 100% of Dexia Nederland BV (DNL), Amsterdam, The Netherlands.

A value reduction of EUR 10 million was recorded on DNL in order to align its accounting value to its net asset.

- EUR 0.1 million: 100% of Dexiarail SA, Paris, France.

CURRENT ASSETS

4.2.4. RECEIVABLES AFTER MORE THAN ONE YEAR

Other amounts receivables

Since 2002, the permanent establishment of Dexia in Paris has headed the tax consolidation group in France. As at 31 December 2021, the group includes the following companies:

- DCL Evolution
- Dexia CLF Régions Bail
- Dexia Crédit Local
- Dexia Établissement Stable Paris
- Dexia Flobail
- Dexiarail
- Genebus Lease.

Given that the commitments made by Dexia Crédit Local and its subsidiaries allow Dexia, through its permanent establishment, to realise temporary tax savings, it was agreed that the economies generated by the permanent establishment would be lent to the tax consolidation Group's subsidiaries that made it possible to realise the tax savings through advances called "deferred tax advances".

The total of deferred tax advances granted by the permanent establishment with contractual maturity after 31 December 2022 amounted to EUR 84.9 million on 31 December 2021.

In order to ensure the operational continuity of Dexia and carry out the imposed orderly resolution plan of the Group, a trust Hyperion was founded on November 29, 2012 with the objective to pay, on behalf of Dexia, severance pay as provided for by the collective agreement on leaving conditions concluded on December 21 2011, to all staff of Dexia who have accepted to stay at least until October 2014. A loan was granted to Hyperion to finance its activities, the outstanding amount of the loan, of which the maturity is more than one year, is EUR 12.4 million on 31 December 2021.

4.2.5. AMOUNTS RECEIVABLE WITHIN ONE YEAR

Trade debtors

The item "Trade debtors" (EUR 0.6 million) includes commercial receivables to be charged essentially to subsidiaries from the Group (EUR 0.6 million).

Other amounts receivable

The permanent establishment of Dexia in Paris is the head of the tax consolidation group in France. It is, as a result, solely liable for corporation tax from the Group in relation to its fiscal integration, given that taxes due from companies included in the tax consolidation must be paid to the permanent establishment. As at 31 December 2021, the permanent establishment in Paris had a receivable of EUR 0.1 million to the French tax authorities as the parent company for French tax consolidation for the years 2016 to 2020.

In addition, Dexia has a receivable of EUR 0.2 million corresponding to the short-term maturity of the loan granted to Hyperion.

The balance of EUR 0.2 million consists of various claims of which one amounting to EUR 0.1 million due from Genebus Lease, a subsidiary of DCL taking part in the fiscal integration in France.

4.2.6. CURRENT INVESTMENTS

Other investments and deposits

The amendment in April 2019 of the Law of December 21, 2013 on various fiscal and financial provisions, which provides in its article 115 that Dexia must invest its cash directly with the Belgian Treasury. Therefore, at December 31, 2021, Dexia has a 48-hour deposit of EUR 631.3 million with the Federal Debt Agency.

4.2.7. CASH AT BANK AND IN HAND

Available cash at banks and in hand totalled EUR 2.3 million.

4.2.8. DEFERRED CHARGES AND ACCRUED INCOME

Deferred charges totalised EUR 1.1 million and includes insurance (EUR 0.1 million), databases (EUR 0.6 million), software (EUR 0.3 million) and also other general expenses (EUR 0.1 million).

Also included under this heading accrued income (EUR 0.1 million) consisting of interest on deferred tax advances.

4.3. Shareholders' equity and liabilities

SHAREHOLDERS' EQUITY

As at 31 December 2021, the holding company's shareholders' equity including 2021 net result before profit appropriation totalled EUR 709.9 million and is composed of the following items:

4.3.1. CAPITAL

The subscribed and fully released capital as at 31 December 2021 amounts to EUR 500 million and is represented

by 420,134,302 shares without indication of their nominal value and each representing 1/420 134 302th of the statutory capital.

Following the withdrawal from trading of 1,948,984 Dexia shares listed on the regulated market of Euronext Brussels on the date of December 2, 2019, the shares representing the capital of Dexia are now exclusively registered and cannot be converted into dematerialized shares.

It should be noted that as of 31 December 2021, 221,749,916 shares were held by the Belgian State through the Société Fédérale de participations et d'investissement (SFPI), i.e. 52.78% and 196,658,798 shares by the French State through the Agence des Participations de l'Etat, or 46.81%.

In addition, on 7 December 2017, Dexia issued 28,947,368 beneficiary units bearing Contingent Liquidation Rights (CLR), which were granted to the Belgian and French States. These CLR do not contain voting rights and do not represent the capital of Dexia, but give the States the right to benefit from a preferential distribution, upon the liquidation of Dexia, after the settlement of debts and charges, amounting to EUR 440 million every year from 1 January 2018 until the date of liquidation.

4.3.2. SHARE PREMIUM ACCOUNT

The previous capital increases involved an issue premium so the total of these premiums amounts to EUR 1,900 million as at 31 December 2020

4.3.3. RESERVES AND RETAINED EARNINGS

The item "Reserves" includes the legal reserves (EUR 50 millions) and an available reserve amounting to EUR 272.9 million.

At the General Shareholders' meeting of 19 May 2021, the loss of the year 2020 of EUR -11.8 million as well as the loss carried forward of EUR -1,991.8 million on 31 December 2019 contributed to the loss carried forward, bringing the latter to EUR -2,003.6 million as at 31 December 2020.

4.3.4. NET RESULT FOR THE YEAR

The financial year 2021 closes with a loss of EUR -9.3 million. This loss arises from the recurrent financial results (EUR -3 million) and non-recurring (EUR +18.5 million) and also the non-recurring exploitation results (EUR -13.4 million) from which are deducted the holding company's net operating expenses (EUR -11.4 million).

PROVISIONS AND DEFERRED TAXES

4.3.5. PROVISIONS FOR LIABILITIES AND CHARGES

Provision for other liabilities and charges

Succeeding Dexia Crédit Local at the head of the tax consolidation group in France on January 1st of 2002, Dexia, through its permanent establishment, assumed with respect to the former head of the tax consolidation group commitments initially subscribed by Dexia Crédit Local within the context of tax leverage operations carried out in France with the approval of French tax authorities. These transactions have also had the effect of creating an additional provision of an amount of 0.1 million EUR in 2021, thus taking this provision to EUR 2 million.

The subsidiary of the tax consolidation group that gave rise to these commitments will cease its activities in 2022 following the cancellation of the lease agreement for its assets and the sale of the underlying assets in mid-2021, thereby giving rise to the planned waiver of a claim (EUR -2.5 million) in accordance with the commitment initially made by DCL to this subsidiary (cf. section 4.5.2 "Financial result"). In return, during the financial year 2021, a reversal of the provision for risks and charges concerned for a total amount of EUR 2 million was consequently also made following this debt waiver in favour of this subsidiary (see item 4.5.2 "Financial result"). It should be noted that this waiver is part of a tax leveraged transaction approved by the French tax authorities and corresponds to tax savings previously realised.

Furthermore, the exceptional provisions related to the sale of subsidiaries which amounted to EUR 37.5 million as at 31 December 2020 were subject to additional allocations of EUR 13.2 million to take them to EUR 50.7 million as at 31 December 2021.

The announcement of the dismantling of the Group in October 2011 resulted in 2011 and 2017 in exceptional provisions of a total amount of EUR 56 million to cover the costs of severance payments. Those provisions amounting to EUR 13 million as at 31 December 2020 were used for the amount of EUR 0.3 million, but could also be written back by EUR 0.4 million due to the excess amount, resulting in a definitive amount of EUR 12.4 million as at 31 December 2021.

Taking into account the above, the balance of provisions for other liabilities and charges as at 31 December 2021 amounts to EUR 63.1 million compared to EUR 52.4 million as at 31 December, 2020.

LIABILITIES

4.3.6. AMOUNTS PAYABLE WITHIN MORE THAN ONE YEAR

Subordinated loans

Dexia Funding Luxemburg (DFL), a 100% subsidiary of Dexia, issued in 2006 non-cumulative fixed-rate/floating-rate perpetual securities for an amount of EUR 500 million guaranteed by Dexia (DFL securities). Following the sale of Dexia Bank Belgium (DBB) on 20 October 2011 to the Federal Holding and Investment Company, DBB launched two public offers on the DFL securities. Dexia agreed to buy from DBB the DFL securities obtained under the offer. Following the merger by absorption of DFL by Dexia on 9 May 2012, the DFL securities acquired for the amount of EUR 460.2 million were cancelled by Dexia. There remains on December 31, 2021 in the accounts of Dexia EUR 39.8 million representing the balance of the DFL securities which have not been repurchased.

4.3.7. AMOUNTS PAYABLE WITHIN ONE YEAR

Trade debts

Suppliers' invoices not yet paid amounts to EUR 1.1 million, invoices to be received EUR 0.5 million, including 0.7 million due to related companies.

Taxes, remuneration and social security

This item includes:

- the professional withholding tax and other taxes (EUR 0.2 million);
- liabilities for remuneration and social contributions (EUR 1.9 million).

Other amounts payable

As already specified, the permanent establishment of Dexia is the group head of the tax consolidation scope in France. The permanent establishment is therefore the only person liable to the French tax authorities for the corporation tax due by the tax group in France.

For subsidiaries, membership of the tax consolidation group is neutral with respect to the tax situation that would have been theirs in the absence of consolidation. Subsidiary companies must pay their contribution to the payment of corporate tax to the permanent establishment.

For the year 2021, the advances paid by the subsidiaries (EUR +0.6 million), are of the order of the estimated tax for which they are accountable to the head of the group (EUR -0.6 million), but in addition, on the years 2016 to 2020, the head of the group is indebted to the subsidiaries of tax credits, for a total of EUR 0.1 million.

The balance of the dividends remaining to be paid for the previous financial years which amounted to EUR 3.6 million as at 31 December 2020 is prescribed and has allowed this amount to be included in non-recurring financial income in the income statement (cf. Note 4.5.2. Financial result).

4.3.8. ACCRUED CHARGES AND DEFERRED INCOME

This item consists of expenses like rental charges, exploitation taxes and other general costs (EUR 0.1 million) and also a deferred income of EUR 0.1 million.

4.4. Off-balance sheet items – commitments

Dexia has given guarantees in the context of the sale of its participations.

Dexia has significant commitments that are recorded off-balance sheet:

4.4.1. On 2 November 2006, Dexia (DSA) issued a subordinated guarantee within the context of a subordinated “hybrid Tier 1” issue by Dexia Funding Luxembourg SA (DFL), a 100% subsidiary of Dexia (perpetual non-cumulative securities at a guaranteed fixed/floating rate, for a global amount of EUR 500 million). This subordinated guarantee was issued in favour of the security holders who subscribed to the said securities and cover the payment by DFL of (i) any coupon which has not been waived in accordance with the issue conditions and (ii) the redemption price in the case of liquidation or insolvency of DFL (or similar situations) or (iii) the redemption price in the case of purchase in accordance with the issue conditions. Following the merger of DFL and Dexia at 9 May 2012, the guarantee has automatically expired (Dexia becomes the issuer).

4.4.2. On 18 May 2005, Dexia purchased 100% of the shares of Dexia Nederland Holding NV (today called Dexia Nederland BV) from Dexia Financière SA based on a valuation made of these at EUR 93 million subject to a return to better fortune

clause granted to the International Bank in Luxembourg and Dexia Bank, also share-holders of Dexia Financière, for the case where the value of Dexia Nederland Holding, including the Dexia Bank Nederland (DBnl), should be revised upwards as a consequence court decisions in favour of DBnl.

4.4.3. On 5 December 2002, Dexia committed to its subsidiary Dexia Bank Nederland NV, and to each of the entities resulting from the split-up of Dexia Bank Nederland, excluding any other entity, to ensure that Dexia Bank Nederland or the entities are at any time, in a position to meet their commitments to third parties and to continue their activities, including maintenance of their relationships with account holders and other clients; in particular, the aim of this undertaking was to prevent third parties being prejudiced by the demerger of Dexia Bank Nederland. The amendment or withdrawal of this undertaking was subject to prior agreement of DNB (De Nederlandsche Bank). The sale of Kempen & Co NV to a group of financial investors and management was finalised on 15 November 2004. Within the context of this sale, Dexia reconfirmed by letter dated the same day its commitment towards Dexia Bank Nederland, which remains a 100% subsidiary of Dexia to the exclusion of any other entity.

In addition to the usual guarantees given to purchasers to which Dexia is also bound, Dexia will indemnify Kempen & Co against the risks relating to share leasing contracts sold by Dexia Bank Nederland NV, formerly Labouchere, and committed to compensate Kempen & Co for damage resulting from a limited and identified number of elements.

4.4.4. TRANSACTIONS WITH THE BELGIAN, FRENCH AND LUXEMBOURG STATES

See note 4.4.c « Transactions with the Belgian, French and Luxembourg States » of the consolidated accounts.

Remuneration of the extended funding guarantee as at 1 January 2022

The remuneration of the guarantor States pursuant to the 2022 guarantee comprises a basic remuneration and a conditional deferred commission. This particular remuneration structure allows the full implementation of the burden-sharing principle which underlies the orderly resolution of Dexia and which imposes a requirement that any improvement in the financial situation of Dexia benefits only the States as shareholders and guarantors.

The basic remuneration is 5 basis points per annum on the guaranteed amounts outstanding, payable monthly. This commission would also be increased by a conditional deferred commission, payable in the event that two conditions materialise. These two conditions are cumulative and are set out in the Decision of the European Commission of 27 September 2019, i.e. (i) Dexia Crédit Local and Dexia may become liable to the holders of hybrid Tier 1 securities bearing the ISIN code FR0010251421 and XS0273230572 respectively, which means in practice that Dexia Crédit Local or Dexia may be put into liquidation, and (ii) Dexia Crédit Local no longer has the authorisation as a credit institution provided for in Article L. 511-10 of the Monetary and Financial Code.

The pricing of this commission will be progressive as from 2022 and will reach an annual rate of 135 basis points on outstanding amounts in 2027. This commission applies to the outstanding guaranteed debt issued by Dexia Crédit Local and is guaranteed by Dexia SA.

The accounting treatments of these payments to the guarantor States have been the subject of detailed analyses by Dexia.

From an accounting point of view, the treatment is different in the consolidated accounts under IFRS of Dexia and Dexia Crédit Local as well as in the social accounts under French GAAP of Dexia Crédit Local. There is no impact in the Belgian GAAP financial statements of Dexia, as the commission applies to the outstanding guaranteed debt issued by Dexia Crédit Local.

4.4.5. LEASE GUARANTEES

In 2012, the transfer of the registered office of Dexia to the Bastion Tower, 5 Place du Champ de Mars, B-1050 Brussels required the deposit of an unconditional guarantee payable on first demand of EUR 0.3 million in favour of the owner of the premises. The new lease agreement providing for a reduction by half of the rented premises has made it possible to reduce the rental guarantee in place to an amount of EUR 0.15 million during the first quarter of 2022.

4.4.6. REAL GUARANTEES ON OWN FUNDS

Cash frozen on an ad hoc account is given as surety to Belfius Bank for lease guarantees granted for the agreement to lease the Bastion Tower (EUR 0.3 million).

4.4.7. GUARANTEE GIVEN BY DEXIA TO DEXIA CRÉDIT LOCAL ("DCL") WITHIN THE FRAMEWORK OF THE SALE OF DHI TO DCL

On 13 March 2014, Dexia irreversibly committed to DCL to compensate the latter for any amounts of damages, interests and/or fees that could be incurred by DCL, as part of ongoing investigations in the United States related to the Guaranteed Investment Contracts that were concluded with the issuers of American municipal bonds.

4.4.8. ISSUE OF PROFIT SHARES (CONTINGENT LIQUIDATION RIGHTS)

As mentioned at point 4.3.1., on 7 December 2017, at the conversion of the preference shares of class B into ordinary shares, profit CLR shares have been issued and granted to holders of class B shares, namely the Belgian and French States. They therefore benefit from a preferential distribution upon the liquidation of Dexia at certain conditions. Nevertheless, the owners of those profit shares CLR have no right to vote as such, except in cases and at the conditions foreseen in accordance with the Company Code.

4.4.9. LITIGATIONS

Like many financial institutions, Dexia is subject to several regulatory investigations and is named as a defendant in a number of lawsuits. Unless otherwise indicated, the status of such disputes and investigations is summarised below as at 31 December 2021 and based on information available to Dexia on that date.

On the basis of this information, other disputes and regulatory investigations in which an entity of the Dexia Group is named as a defendant and regulatory investigations impacting the Group entities are either not expected to have a material impact on the Group's financial position or not suffi-

ciently advanced to accurately assess whether they may have such an impact.

The consequences, as assessed by Dexia in accordance with the information available to it on the aforementioned date, of the principal disputes and investigations liable to have a material impact on the Group's financial position, performance or activities are reflected in the Group's consolidated financial statements. Provisions have been booked when deemed necessary.

Dexia Nederland BV

Dexia's Dutch subsidiary, Dexia Nederland BV (DNL) is still facing a major dispute involving several legal proceedings brought by clients who signed share leasing agreements. Over the years, DNL has closed ongoing legal proceedings and disputes with most clients. At the end of 2021, several customers (less than 10,000) were still opposing the compensation system resulting from the decisions of the Amsterdam Court of Appeal and the Supreme Court. However, DNL continues to attempt to reduce the number of outstanding claims by entering into out-of-court settlements and, if considered appropriate, asking the courts to confirm that DNL has fulfilled its obligations to the affected customers. In 2019, the Supreme Court confirmed that DNL has a general interest in seeking such confirmation. Since 2019, DNL has intensified its out-of-court settlement efforts with its former customers and is actively seeking optimal solutions to take into account the specific features of each individual situation.

As stated in Dexia's previous annual reports, in 2009 the Dutch Supreme Court made a distinction between two categories of customers: those for whom the agreement in question represented an acceptable financial burden and those for whom the agreement represented an unduly heavy financial burden.

Other decisions of the Dutch Supreme Court and the Court of Appeal in Amsterdam clarified the manner in which these cases should be assessed in practice. When an intermediary was involved, the Supreme Court decided in 2016 that, meeting certain conditions, plaintiffs were authorised to apply for higher compensation. This principle was reconfirmed by the Dutch Supreme Court in 2018. The final outcome of the cases in question remains dependent on the ability of the plaintiffs to prove before the courts that certain due diligence obligations have not been fulfilled. Legal proceedings are still pending before various higher courts.

As stated in Dexia's previous annual reports, in 2008 the Dutch Supreme Court ruled that written consent is required from the lessee's spouse (or registered partner) when entering into a lease agreement. If such consent is not obtained, the spouse is authorised to cancel the agreement. Other rulings by the Supreme Court have specified that such cancellation must occur within three years following the signature of the agreement or the time when the spouse became aware of the existence of the said agreement, subject to any suspension applicable, and provided that an opt-out was introduced at the time of the collective settlement. Legal proceedings are still pending before various higher courts.

As at 31 December 2021, DNL was still involved in some 2,200 civil proceedings (1,500 as per the end of 2020). They were mainly concerned with questions of the duty of care. At the end of 2021, and based on the information available to DNL, seven cases related to share leasing were still being considered by the Klachteninstituut Financiële Dienstverlening (KiFiD), the Dutch institution tasked with handling complaints concerning financial services (the same files as were pending end of 2020). They relate principally to duty of care questions.

At present, Dexia is unable reasonably to predict the duration and outcome of these proceedings.

Dexia Crediop

Like other Italian banks, Dexia Crediop is involved in legal proceedings in Italy and in the UK regarding (i) hedging transactions (which required recourse to derivative instruments such as swaps) entered into in connection with debt restructuring and/or funding transactions with local authorities as well as (ii) other non-hedging type transactions.

As indicated in earlier annual reports, in 2017, the Court of Appeal in London issued a judgment in the Prato case confirming (i) the validity of derivative contracts entered into by Dexia Crediop, (ii) that Prato had full capacity to enter into the derivative contracts and (iii) that the margin applied to the derivative contracts was necessary to cover its risks and expected costs. Prato was ordered, inter alia, to reimburse the legal costs of Dexia Crediop and to pay default interest on the unpaid amounts. The Supreme Court confirmed the decision of the Court of Appeal.

Following these decisions, in 2018 Dexia Crediop and Prato entered into an out-of-court settlement agreement. Since 2018, Dexia Crediop entered into other amicable settlements with other parties which expressly confirm the legal, valid and binding nature of the derivative contracts which had been concluded. Other civil court cases relating to the alleged invalidity of the swaps concluded by Dexia Crediop are still pending.

A criminal proceeding commenced before the Court of Appeal in Florence concerning the Prato case is also still ongoing.

Dexia Crédit Local

Dexia Crédit Local (DCL) is involved in a number of cases brought by local authorities to which it had granted structured loans. As at 31 December 2021, 7 clients were litigating in connection with structured loans, of which 3 concern structured loans held by the Société Française de Financement Local (SFIL), parent company of the Caisse Française de Financement Local (CAFFIL) and 4 concern structured loans held by DCL.

On 28 March 2018, the French Supreme Court validated the favourable decision of the Court of Appeal of Versailles reforming the judgment of the Tribunal de Grande Instance of Nanterre concerning structured loans held by CAFFIL and confirmed the validity of these structured loans, which were not qualified as "financial and speculative products". The Supreme Court also decided that DCL assumed no liability for the sale of such structured loans. This jurisprudence has been confirmed by several decisions subsequently issued.

On 17 July 2019, an order of the French government amended the penalty regime applicable in the event of absence or error in the Annual Percentage Rate (APR) by abolishing the automatic conversion of the contractual interest rate into the legal interest rate.

On 24 March 2021, the French Supreme Court decided to apply this order to legal proceedings regarding structured loans that are pending. The applicable sanction is therefore the forfeiture of the right to interest based on the damages suffered by the borrower due to the absence or error on the APR. This favourable context has contributed to the conclusion of settlements in several cases.

Claims for compensation resulting from the disposal of the Group's operational entities

Over recent years, Dexia has implemented its programme of disposal of operating entities.

As is customary in these types of transactions, the share sale agreements in relation to these disposals include declarations, warranties on the part of the vendor, subject to the usual restrictions and limitations for these types of transactions. Therefore, should a purchaser make a call on the warranty in connection with an issue affecting the entity sold, which originated prior to completion of the sale of the shares in that entity, Dexia may, under the terms of the sale agreement, be required to indemnify the purchaser.

Claims for compensation have been made in relation to certain disposals made by Dexia in the past. Some of the legal proceedings that were pending at the time of the sale of Dexia Kommunalbank Deutschland in relation to claims raised by holders of DKD's profit-sharing rights (and reported in previous annual reports) are also still ongoing.

At present Dexia is unable reasonably to predict the duration or outcome of these proceedings.

4.5. Income Statement

4.5.1. OPERATING RESULT

Other operating income (EUR +7.4 million) includes the services provided by the teams of the holding to other entities of the group in the context of the steering mission of the departments to the new dimension of the Dexia Group (EUR +7.1 million). Also included in this item are the recovery of costs from Group companies (+0.2 million EUR) following purchasing contracts negotiated at the level of the holding company for the entire group, as well as other non-significant miscellaneous income (EU +0.1 million).

The **non-recurring operating income** (EUR +0.4 million) includes the reversal of a surplus provision made earlier to cover the costs of redundancies provided following the announcement of the dismantling of the Group in October 2011 .

Services and other goods amounting to EUR -9.8 million as at 31 December 2020 decreased to EUR -9.2 million as at 31 December 2021. This further reduction in costs is essentially due to the Covid-19 pandemic which has raged since mid-March 2020. All travel had to be suspended and teleworking remained 100% compulsory.

This item includes fees paid to consultants, experts, auditors, as well as compensations paid to the members of the Management Board and Board of Directors which fell slightly to EUR -3.1 million in 2021 against EUR -3.3 million in 2020.

The insurance costs, which are related to the D&O responsibility of the directors and officers of Dexia, also cover the consequences of frauds for Dexia committed by its employees as well as third party victims of certain losses caused by Dexia ("BBB/PI"). The cost of such cover has currently stabilised at EUR -0.3 million in 2021 as in 2020, as the number of subsidiaries has not changed and the risks are stable

Other operating costs (rental of buildings, telecommunications, travel, trainings, etc.) are limited to EUR -5.7 million in 2021 compared to EUR -6 million in 2020 due in particular to the halving of the premises leased in Brussels from October 2021, which generated a saving of EUR 0.1 million .

Costs associated with the Group transformation plan which were EUR -0.2 million in 2020 fell to nil in 2021.

The **cost of remunerations and social charges** is stable at EUR -8.6 million in 2021 as in 2020.

Amortisation amounts to EUR -0.1 million despite the introduction of the Flex Office, which required the purchase of new furniture and the reorganisation of the premises, which were reduced by half.

Provisions for risks and charges are commented in the first paragraph of note "4.3.5. Provisions for other risks and charges".

Other operating expenses (EUR -1.3 million) consist as from 2021 of a contribution of EUR 1.3 million for supervisory costs due to the Autorité de Contrôle Prudentiel et de Résolution (ACPR).

The **non-recurring operational costs** (EUR -13.8 million) (cf. note 4.19.) includes in the subsection "provisions for exceptional risk and charges" (EUR -12.9 million) a contribution of EUR -13.2 million intended to cover commitments made in favour of subsidiaries as well as the utilisation of the provision corresponding to severance costs provided for following the announcement of the resolution plan in October 2011 (EUR +0.3 million).

The subsection "other non-recurring operational expenses" (EUR -0.9 million) includes termination benefits and similar expenses essentially related to the resolution plan of the Group (EUR -0.3 million), the costs of moving and repairs to the premises for which the lease was not renewed (EUR -0.2 million), as well as the expenses incurred following the sale of the participations held and in the framework of the strategic analysis on the evolution of the Group (EUR -0.4 million).

4.5.2. FINANCIAL RESULT

Income from current assets (EUR +0.2 million) include the interests generated by deferred taxes advances (EUR +0.2 million).

Among the **non-recurring financial income** (EUR +29 million), there is a readjustment of the sale price of Dexia Banque Internationale à Luxembourg (now Banque Internationale à Luxembourg), sold on 5 October 2012, following guarantees given and received (EUR +25.4 million). Moreover, Dexia's outstanding dividends for previous years, which amounted to EUR +3.6 million as at 31 December 2020, are time-barred, which made it possible to include this amount in the result also as non-recurring financial income.

Other recurring financial charges (EUR -3.2 million) relate to a negative interest expense arising from short-term investments made at the Federal Debt Agency (cf. note 4.2.6.).

Non-recurring financial charges (EUR -10.5 million) (cf. note 4.19) arise from the EUR -10 million value reduction recorded on the holding in DNL (cf. note 4.2.3.).

In addition, in the sub-heading "Other non-recurring financial charges" of note 4.19, the following are related to a debt waiver granted by the permanent establishment in Paris to a subsidiary taking part in the tax consolidation in France, in accordance with the commitment initially subscribed by DCL as the head of the tax consolidation group in France (EUR -2.5 million). This waiver, which is part of a tax leverage transaction approved by the French tax authorities, also gave rise to a reversal of a provision for exceptional financial risks and charges of EUR +2 million (cf. sub-heading "Provisions for exceptional financial risks and charges: uses" in Note 4.19).

4.5.3. CORPORATE INCOME TAX

Adjustments of income taxes and reversals of fiscal provisions are related to tax revenues which originate from the fact that the permanent establishment in Paris is the group head of the tax consolidation group in France, generating an economic tax saving representing a gain of EUR +0.5 million for the year 2021.

4.5.4. LOSS FOR THE FINANCIAL YEAR

Considering the above, the 2021 financial year closed with a loss of EUR -9.3 million.

4.6. Statement of intangible fixed assets (licences)

(in EUR)	Amounts
ACQUISITION VALUE AS AT 31/12/20	662,239
Movements during the period:	
- Acquisitions, including produced fixed assets	
- Sales and disposals	
ACQUISITION VALUE AS AT 31/12/21	662,239
AMORTISATIONS AND AMOUNTS WRITTEN DOWN AS AT 31/12/20	631,788
Movements during the period:	
- Recorded	13,684
- Cancelled owing to sales and disposals	
AMORTISATIONS AND AMOUNTS WRITTEN DOWN AS AT 31/12/21	645,472
NET BOOK VALUE AS AT 31/12/21	16,767

4.7. Statement of tangible fixed assets

(in EUR)	Plant, machinery and equipment	Furniture and vehicles	Other tangible fixed assets
ACQUISITION VALUE AS AT 31/12/20	288,348	1,750,853	1,217,401
Movements during the period:			
- Acquisitions	0	311,425	167,561
- Sales and disposals	273,423	769,204	1,217,401
- Transfers from one heading to another	0	0	0
ACQUISITION VALUE AS AT 31/12/21	14,925	1,293,074	167,561
AMORTISATIONS AND AMOUNTS WRITTEN DOWN AS AT 31/12/20	285,650	1,707,193	1,214,137
Movements during the period:			
- Recorded	1,484	46,563	11,490
- Acquisitions from third parties	0	0	0
- Cancelled owing to sales and disposals	273,423	769,204	1,217,401
- Transferred from one heading to another	0		
AMORTISATIONS AND AMOUNTS WRITTEN DOWN AS AT 31/12/21	13,711	984,552	8,226
NET BOOK VALUE AS AT 31/12/21	1,214	308,522	159,335

4.8. Statement of financial fixed assets

1. PARTICIPATING INTERESTS AND SHARES

(in EUR)	1. Affiliated	2. Other companies
ACQUISITION VALUE AS AT 31/12/20	17,296,965,606	0
Movements during the period:		
- Acquisitions	0	0
- Sales and disposals	0	0
- Transfers from one heading to another	0	0
ACQUISITION VALUE AS AT 31/12/21	17,296,965,606	0
AMOUNTS WRITTEN DOWN AS AT 31/12/20	17,203,824,217	0
Movements during the period:		
- Recorded	10,000,000	0
- Written back	0	0
- Cancelled owing to sales and disposals	0	0
AMOUNTS WRITTEN DOWN AS AT 31/12/21	17,213,824,217	0
NET BOOK VALUE AS AT 31/12/21	83,141,389	0

2. AMOUNTS RECEIVABLE

(in EUR)	1. Affiliated	2. Other companies
NET BOOK VALUE AS AT 31/12/20	0	50
Movements during the period:		
- Repayments	0	0
NET BOOK VALUE AS AT 31/12/21	0	50
ACCUMULATED AMOUNTS WRITTEN DOWN ON AMOUNTS RECEIVABLE AS AT 31/12/21	0	0

4.9. Share in the capital and other rights in other companies

List of companies in which the company holds a participating interest, as well as the companies in which the company holds rights for an amount of at least 10% of the capital, the equity or a class of shares of the company.

Name, full address of the registered office and for an entity governed by Belgian law, the company registration number	Rights held			Data extracted from the most recent annual accounts			
	The company (directly)		Subsidiaries	Annual accounts as per	Currency code	Equity (+) or (-) (in units)	Net result
	Nombre	%	%				
Dexia Crédit Local SA - FC ⁽¹⁾ 1, passerelle des Reflets, Tour CBX - La Défense 2 F-92919 Paris Common shares	279 213 332	100,00	0,00	31/12/2020	EUR	3 480 284 489	(446 757 858)
Dexia Nederland BV - FC ⁽¹⁾ Parnassusweg 819 NL-1082 LZ Amsterdam Common shares	50 000	100,00	0,00	31/12/2020	EUR	111 608 000	(16 346 000)
Dexiarail SA - FC ⁽¹⁾ 1, passerelle des Reflets, Tour CBX - La Défense 2 F-92919 Paris Common shares	9 166	100,00	0,00	31/12/2020	EUR	90 786	(4 400)

(1) FC: Foreign Company

4.10. Investments : other investments and deposits

(in EUR)	Previous period	Period
Shares and investments other than fixed income investments	0	0
Fixed-income securities	0	0
Term accounts with credit institutions with a remaining term or notice	0	0
Other investments not mentioned above	622 486 420	631 299 717

4.11. Deferred charges and accrued income (assets)

(in EUR)	Exercice
Deferred charges : Services and other goods	1 151 491
Accrued income: Interest	45 404

4.12. Statement of capital and shareholder's structure

A. STATEMENT OF CAPITAL

	Amounts (in EUR)	Number of shares
ISSUED CAPITAL AS AT 31/12/20	500,000,000	420,134,302
Modification during the period:	0	0
ISSUED CAPITAL AS AT 31/12/21	500,000,000	420,134,302

B. STRUCTURE OF THE CAPITAL

	Amounts (in EUR)	Number of shares
Different categories of shares		
Shares without indication of nominal value, each representing 1/420,134,302th of the issued capital	500,000,000	420,134,302
- Registered shares		420,134,302
- Dematerialized shares		0

C. OWN SHARES:

	Amount of capital held (in EUR)	Number of shares
- Held by the company itself	0	0
- Held by subsidiaries	133	112

D. AUTHORISED CAPITAL NOT ISSUED

	Period (in EUR)
	500,000,000

E. SHARES ISSUED, NON-REPRESENTING CAPITAL

	Period
Distribution	
- Number of shares	28,947,368
- Number of voting rights attached thereto	0
Allocation by shareholder	
- Number of shares held by the company itself	0
- Number of shares held by its subsidiaries	0

F. SHAREHOLDERS' STRUCTURE OF THE COMPANY AT YEAR-END CLOSING DATE

As reflected in the notifications received by the company pursuant to article 7:225 of the Belgian Companies and Associations Code, article 14 fourth paragraph of the law of 2 May 2007 on the publication of major holdings and article 5 of the Royal Decree of 21 August 2008 of further rules for certain multilateral trading facilities.

Name of the persons who hold rights of the company, together with the ADDRESS (of the registered office, in the case of a legal person) and the COMPANY REGISTRATION NUMBER, in the case of an company governed by Belgian law	Rights held			%
	Nature	Number of voting rights Attached to securities	Not attached to securities	
Société Fédérale de Participations et d' Investissement (SFPI) Avenue Louise 32, boîte 4 1050 Bruxelles - Belgique Company number : 0253.445.063	Actions	221,749,916	0	52.78
Société de Prise des Participations de l'Etat France Rue de Bercy 139 75572 Paris Cédex 12 - France Foreign Company	Actions	196,658,798	0	46.81

4.13. Provisions for other liabilities and charges

(in EUR)	Period
Provision for guarantees related to the sale of participations	50,700,000
Severance payments and related costs	12,350,471
Commitment as head of a fiscal consolidation (France)	0

4.14. Statement of amounts

Breakdown of amounts payable with an original term of more than one year, according to their residual maturity (in EUR)	Amounts payable with a remaining term of more than 5 years
Financial debts	39,788,000
Subordinated loans	39,788,000

4.15. Taxes, remuneration and social security

(in EUR)	Period
Taxes	
a) Outstanding tax debts	0
b) Accruing taxes payable	221,985
c) Estimated taxes payable	7,837
Remuneration and social security	
a) Amounts due to the National Social Security Office	0
b) Other amounts payable in respect of remuneration and social security	1,879,282

4.16. Accrued charges and deferred income (liabilities)

(in EUR)	Period
Accrued charges: rent	67,033
Accrued charges: taxes and rental charges	8,098
Accrued charges: interests	0
Accrued charges: insurance and car rental	9,141
Deferred income: recuperation of the database costs	89,250
Deferred income: car rental	3,516

4.17. Operating results

(in EUR)	Preceding period	Period
OPERATING INCOME		
Other operating income		
Operating subsidies and compensatory amounts received from public authorities	171	0
OPERATING CHARGES		
Employees for whom the company submitted a DIMONA declaration or who are recorded in the general personnel register		
a) Total number at the closing date	56	56
b) Average number of employees calculated in full-time equivalents	52.4	50.8
c) Number of actual hours worked	75,122	69,545
Personnel costs		
a) Remuneration and direct social benefits	6,351,003	6,274,827
b) Employers' contribution for social security	1,640,273	1,665,460
c) Employers' premiums for extra statutory insurance	470,166	486,728
d) Other personnel costs	160,142	186,916
e) Retirement and survivors' pensions	7,575	7,747
Provisions for liabilities and charges		
Appropriations	150,838	75,420
Other operating charges		
Taxes related to operation	42,137	60,514
Other	10,387	1,286,890
Hired temporary staff and personnel placed at the company's disposal		
Total number at the closing date		1
Average number calculated in full-time equivalents		0,3
Number of actual hours worked		646
Costs to the company		28,456

4.18. Financial results

(in EUR)	Preceding period	Period
RECURRING FINANCIAL INCOME		
Allocation of other financial income		
Exchange differences realized	3,349	0
RECURRING FINANCIAL CHARGES		
Allocation of other financial costs		
Exchange differences	0	1,359
Other financial charges	11,170	9,751
Charges related to the quotation of the Dexia share	20,850	8,842
Storage costs	36,300	0
Negative interests	3,191,962	3,186,833

4.19. Income and charges of exceptional size or frequency

(in EUR)	Preceding period	Period
NON-RECURRING INCOME	800,000	29,406,814
Non-recurring operating income	800,000	391,050
Write back of provisions for extraordinary operating liabilities and charges	400,000	391,050
Other non-recurring operating income	400,000	0
Non-recurring financial income	0	29,015,764
Write back of provisions for exceptional financial risks and charges	0	0
Capital gains on financial fixed assets	0	0
Other non-recurring financial income	0	29,015,764
NON-RECURRING CHARGES	451,459	24,326,710
Non-recurring operating charges	355,887	13,823,022
Provisions for extraordinary operating liabilities and charges: appropriations (uses) (+)/(-)	(642,033)	12,904,639
Other non-recurring operational charges	997,920	918,383
Non-recurring financial charges	95,572	10,503,688
Amounts written off financial fixed assets	0	10,000,000
Provisions for extraordinary financial liabilities and charges (+)appropriations (uses) (-)	0	(1,986,037)
Other non-recurring financial charges	95,572	2,489,725

4.20. Income taxes

(in EUR)	Period
Income taxes on the result of the period	13,137
a) Income taxes paid and withholding taxes due or paid	13,137
b) Excess of income tax prepayments and withholding taxes paid recorded under assets	0
c) Estimated additional taxes	0
Income taxes on the result of prior periods	0
a) Additional income taxes due or paid	0
b) Additional income taxes estimated or provided for	0
Principal sources of differences between the profit before taxes, mentioned in the accounts, and the estimated taxable profit	
a) Fiscal integration in France (PM)	1
b) Addition (+)/Write back (-) of non-deductible provisions	22,385,917
c) Disallowed expenses	369,664
d) Exempted income	(25,425,125)
Impact of non-recurring results on the amount of income tax for the year	
The following are not taxed : Allocations and reversals / use of provisions up to	12,513,588
Impairment on financial assets	10,000,000
Other non-recurring financial income	(25,425,125)
Other expenses	73,626
Sources of deferred taxes	
Deferred taxes representing assets	4,909,536,671
Accumulated tax losses deductible from future taxable profits	4,726,077,386
Other deferred taxes representing assets	
- Surplus on amortisations	28,738
- Surplus of revenues definitively taxed	183,430,547

4.21. Value added taxes and taxes borne by third parties

(in EUR)	Preceding period	Period
Value added taxes charged		
1. To the company (deductible)	38,024	37,687
2. By the company	0	894
Amounts with held on behalf of third party by way of		
1. Payroll withholding taxes	2,283,760	2,301,040
2. Withholding taxes on investment income	0	0

4.22. Rights and commitments not reflected in the balance sheet

(in EUR)	Period
Real guarantees provided or irrevocably promised by the company as security for debts and commitments of third parties	
Pledging of other assets or irrevocable mandates to pledge other assets	
1. Book value of the immovable properties mortgaged	308,889
2. Maximum amount up to which the debt is secured	302,973

Amount, nature and form of the litigations and other off-balance commitments given

See note 4.4.9.

If there is a supplementary retirement or survivor's pension plan in favour of the personnel or the executives of the enterprise, a brief description of such plan and of the measures taken by the enterprise to cover the resulting charges.

Members of staff benefit from a supplementary retirement and survival pension scheme at an external group insurance. Those premiums are both patronal as personal.

Dexia also finances an additional pension regime for the benefit of some members of the Management Board.

(See note "Remuneration of the members of the Management Board" in the section "Declaration of corporate governance" of the management report).

5. Relationships

5.1. Relationships with affiliated companies

(in EUR)	Affiliated enterprises	
	Preceding period	Period
FINANCIAL FIXED ASSETS	93,141,389	83,141,389
Participating interests	93,141,389	83,141,389
AMOUNTS RECEIVABLE	88,660,383	85,612,589
Over one year	87,897,366	84,911,438
Within one year	763,017	701,151
CURRENT INVESTMENTS	622,486,420	631,299,717
Amounts receivable	622,486,420	631,299,717
AMOUNTS PAYABLE	1,810,159	792,953
Within one year	1,810,159	792,953
FINANCIAL RESULTS		
Income from financial fixed assets		
Income from current assets	215,987	215,534
Other financial income	0	0
Other financial charges	3,190,706	3,186,702

5.2. Transactions with affiliated parties beyond normal market conditions

Nihil.

5.3. Financial relationships with directors and managers, individuals or legal persons who control the company directly or indirectly without being associated therewith, or other companies controlled directly or indirectly by these persons

Amount of direct and indirect remunerations and pensions, reflected in the income statement, as long as this disclosure does not concern exclusively or mainly, the situation of a single identifiable person

To directors and managers	999,209
To former directors and former managers	4,521

5.4. Relationships with affiliated auditors

Auditors' fees	438,500
-----------------------	----------------

6. Declaration with regard to the consolidated annual accounts

The company has prepared and published consolidated annual accounts and consolidated annual report.

7. Social balance sheet

Number of the joint industrial committees competent for the company

7.1. Statement of the persons employed in 2021

A. EMPLOYEES FOR WHOM THE COMPANY SUBMITTED A DIMONA DECLARATION OR WHO ARE RECORDED IN THE GENERAL PERSONNEL REGISTER.

1. During the period	Total	1. Men	2. Women
a. Average number of employees			
full-time	46.0	26.2	19.8
part-time	9.3	8.0	1.3
TOTAL IN FULL-TIME EQUIVALENTS (FTE)	50.8	30.1	20.7
b. Number of actual worked hours			
full-time	61,897	35,936	25,961
part-time	7,648	6,383	1,265
TOTAL	69,545	42,319	27,226
c. Personnel costs			
full-time	7,788,968	5,178,512	2,610,456
part-time	824,963	618,103	206,860
TOTAL	8,613,931	5,796,615	2,817,316
2. During the preceding year			
Average number of employees in FTE	52.4	31.6	20.8
Number of actual worked hours	75,122	45,563	29,559
Personnel costs	8,621,584	5,845,374	2,776,210
3. At the closing date of the period			
	Full-time	Part-time	Total in full-time equivalents
a. Number of employees			
	46	10	51.0
b. By nature of the employment contract			
Contract for an indefinite period	46	10	51.0
c. According to gender and study level			
Men	26	8	29.9
secondary education	3		3.0
higher non-university education	3	1	3.5
university education	20	7	23.4
Women	20	2	21.1
secondary education	1		1.0
higher non-university education	3		3.0
university education	16	2	17.1
d. By professional category			
Management staff	10	-	10
Salaried Employees	36	10	41.0

B. HIRED TEMPORARY STAFF AND PERSONNEL PLACED AT THE DISPOSAL OF THE COMPANY

During the period	1. Hired temporary staff	2. Hired temporary staff and personnel placed at the company's disposal
Average number of persons employed	0.3	0
Number of actual hours worked	646	0
Costs to the company	28,456	0

7.2. List of personnel movements during the period

A. ENTRIES

	Full-time	Part-time	Total of full-time equivalents
a. Number of employees for whom the company submitted a DIMONA declaration or who have been recorded in the general personnel register during the period	11	–	11
b. By nature of the employment contract			
Contract for an indefinite period	5	–	5
Contract for a definite period	6	–	6

B. DEPARTURES

	Full-time	Part-time	Total of full-time equivalents
a. Number of employees whose contract-termination date has been included in the DIMONA declaration or in the general register during the period	10	–	10.0
b. By nature of the employment contract			
Contract for an indefinite period	4	–	4.0
Contract for a definite period	6	–	6.0
c. By reason of termination of contract			
Retirement			
Dismissal			
Other reason	10	–	10.0
Of which: the number of persons who continue to render services to the company at least half-time on a self-employment basis	–	–	–

7.3. Information on training provided during the financial year to employees recorded on the staff register

Total of formal continuing vocational training initiatives for workers paid by the employer	Men	Women
Number of employees involved	22	15
Number of actual training hours	283	224
Net costs for the company (in EUR)	78 369	45 588
- of which gross costs directly linked to training	78 369	45 588
Total of initiatives of less formal or informal professional training at the expense of the employer		
Number of employees involved	20	14
Number of actual training hours	10	9
Net costs for the company (in EUR)	1 761	1 268

8. Compensation Report

For companies in which the government or one or more legal persons exercise control (Article 100 §1.6^o3 of the Company Code).

See the management report.

Report of the board of auditors to the shareholders' meeting for the year ended 31 December 2021 - Annual accounts

In the context of the statutory audit of the annual accounts of Dexia SA (the "company"), we hereby submit our statutory audit report of the board of auditors. This report includes our report on the annual accounts and the other legal and regulatory requirements. These parts should be considered as integral to the report.

We were appointed in our capacity as statutory auditor by the shareholders' meeting of 20 May 2020, in accordance with the proposal of the board of directors ("bestuursorgaan" / "organe d'administration") issued upon recommendation of the audit committee and presentation of the works council. Our mandate will expire on the date of the shareholders' meeting deliberating on the annual accounts for the year ending 31 December 2022. Deloitte Réviseurs d'Entreprises / Bedrijfsrevisoren has audited the annual accounts of Dexia SA for 14 consecutive periods. Mazars Réviseurs d'Entreprises / Bedrijfsrevisoren has audited the annual accounts of Dexia SA for 5 consecutive periods.

Report on the annual accounts

Unqualified opinion

We have audited the annual accounts of the company, which comprises the balance sheet as at 31 December 2021 and the income statement for the year then ended, as well as the explanatory notes. The annual accounts show total assets of 816 771 (000) EUR and the income statement shows a loss for the year ended of 9 326 (000) EUR.

In our opinion, the annual accounts give a true and fair view of the company's net equity and financial position as of 31 December 2021 and of its results for the year then ended, in accordance with the financial reporting framework applicable in Belgium.

Basis for the unqualified opinion

We conducted our audit in accordance with International Standards on Auditing (ISA), as applicable in Belgium. In addition, we have applied the International Standards on Auditing approved by the IAASB applicable to the current financial year, but not yet approved at national level. Our responsibilities under those standards are further described in the "Responsibilities of the board of auditors for the audit of the annual accounts" section of our report. We have complied with all ethical requirements relevant to the statutory audit of the annual accounts in Belgium, including those regarding independence.

We have obtained from the board of directors and the company's officials the explanations and information necessary for performing our audit.

We believe that the audit evidence obtained is sufficient and appropriate to provide a basis for our opinion.

Key audit matters

Key audit matters are those matters that, in our professional judgment, were of most significance in our audit of the annual accounts of the current period. These matters were addressed in the context of our audit of the annual accounts as a whole and in forming our opinion thereon, and we do not provide a separate opinion on these matters.

Key audit matters	How our audit addressed the key audit matters
<p>Description key audit matter 1 - Going concern basis used for the preparation of the consolidated financial statements <i>We refer to appendix C6.20 of the annual accounts)</i></p>	
<p>The Group's ability to continue as a going concern is based on the revised orderly resolution plan of the Dexia Group, approved by the European Commission on 28 December 2012.</p> <p>This plan, further reassessed by the Board of Directors of Dexia of 21 December 2021, is based, among others, on the following assumptions:</p> <ul style="list-style-type: none"> • the macro-economic assumptions underlying the business plan are revised as part of the biannual reviews. In its latest update, the business plan incorporates a "central" macro-economic scenario based on the ECB reference scenario published in June 2021, complemented by the scenarios from the national central banks whenever available; • the business plan assumes the preservation of the banking license of Dexia Credit Local and of the credit rating of Dexia Credit Local to an equivalent level of higher than "investment grade"; • the continuation of the resolution plan assumes that Dexia Group maintains a sound funding capacity, which relies in particular on the appetite of investors for the debt guaranteed by the Belgian and French States, as well as on the Group's capacity to raise secured borrowings; Since 1 January 2022, the Group's issuances benefit from the "2022 guarantee" by the Belgian and French States, extending the 2013 guarantee, which expired on 31 December 2021; • finally, the Group is sensitive to the evolution of its macro-economic environment and to market parameters, including exchange rates, interest rates and credit spreads. An unfavourable evolution, for a long period, of these parameters may impact the liquidity and solvability levels of the Group. It might also impact the valuation of the assets, liabilities and OTC derivatives, for which the changes in fair value are recognized in the statement of income or in equity, which may trigger a change in the capital requirement of the Group. <p>The assessment of all elements underlying the business plan must also be made in the complex and evolving context of the global crisis linked to the Covid-19 pandemic.</p> <p>After consideration of the above mentioned elements, for the Management of the Group, these uncertainties do not call into question the fundamentals of the resolution, nor do not call into question the application of the going concern basis for the preparation of the Annual Accounts.</p> <p>Considering all of the elements presented above, we consider the assessment of the application of the going concern assumption for the preparation of the Annual Accounts as of 31 December 2021 as a key audit matter.</p>	<p>We have examined the latest assessment made by the Executive Committee and the Board of Directors of the Dexia Group of the Group's ability to continue as a going concern over a period of twelve months starting at the closing date of the financial year, in accordance with the financial reporting framework applicable in Belgium, as well as the elements used to justify the assessment and the underlying documentation. We have applied, amongst other, the following diligences prescribed by IAS 570 "Going Concern":</p> <ul style="list-style-type: none"> • through discussion with management and based on the documentation made available to us, we have assessed the elements on which the liquidity projections were based by Dexia; • we have assessed the design and implementation of internal control processes used in the preparation of the liquidity projections. • we have considered the main regulatory ratios as of 31 December 2021 (<i>Liquidity Coverage Ratio, Total Capital, Net Stable Funding Ratio</i>) in light of the requirements applicable at that date to the Dexia Group. • we have inquired with the Executive Committee and Board of Directors about the latest underlying assumptions to the revised business plan, based on end of June 2021 data and approved by the Board of Directors on 21 December 2021. • we have considered the renewed guarantee convention "2022 guarantee", coming into force on 1 January 2022; • Concerning the post closing events linked to the situation in Ukraine and the consequences of the sanctions against Russia, we have considered the evaluation done by the management and its effect on the continuity of the Group. <p>Finally, we have examined the compliance with the legal and regulatory requirements of the information related to the going concern in the notes of the consolidated financial statements, including the uncertainties surrounding the preparation of the consolidated financial statements on a going concern basis.</p>

Key audit matters	How our audit addressed the key audit matters
<p>Description key audit matter 2 – Identification and evaluation of the provisions for legal risk related to litigations <i>(We refer to appendices C-cap 6.8, C-cap 6.20 and C-cap 7 of the annual accounts)</i></p>	
<p>In the context of its activities, Dexia SA is involved in a certain number of legal risks and litigations.</p> <p>The consequences, as assessed by the company based on the available information at closing date, of the main litigations, including those related to the 'share leasing' activities in the Netherlands and the investigations with a potential significant outlook on the financial situation, the results or the assets of the company, are reflected in the annual accounts.</p> <p>The recording of a provision or contingent liability in order to cover the legal risk requires by nature the use of professional judgment due to the difficulty to estimate the outcome of litigations that may arise.</p> <p>Due to the nature of the current procedures against the Company and given the estimated character of the provisions, we consider the legal risk and litigations as a key audit matter.</p>	<p>We have assessed the adequacy of the internal control system related to the process of determining the provisions for litigation.</p> <p>These controls mainly concern the identification of the files to be provisioned based on the motives of the dispute and the determination of the amount of the provisions estimated using the methodologies retained by the company.</p> <ul style="list-style-type: none"> • we have conducted discussions with the management and more specifically the company's legal department; • we have examined the motives for the current disputes and have assessed the adequacy of the existence of provisions based on the company's assumptions; • we have assessed the principles and assumptions used by the company to estimate the amount of provisions for litigations; • we have inquired with the law firms with which Dexia is working to obtain and review the assessment made by these lawyers on the status of the litigations. <p>Finally, we have examined the information in the appendices of the annual accounts for provisions.</p>

Key audit matters	How our audit addressed the key audit matters
<p>Description key audit matter 3 – Valuation of participating interests <i>(We refer to appendices C-cap 6.4.1, C-cap 6.5.1, C-cap 6.17, C-cap 6.19 and C-cap 6.20 of the annual accounts)</i></p>	
<p>Participating interests, shown in the balance sheet at 31 December 2021 for a net amount of 83 million EUR. These interests are recognized at their acquisition cost and depreciated in the event of a permanent depreciation or impairment.</p> <p>Permanent depreciation or impairment is estimated by the Board of Directors based on the equity value at the end of the financial year of the entities concerned, their level of profitability and their profit forecasts.</p> <p>The estimation of the value of these securities requires the exercise of judgment by the Board of Directors in its choice of items to be considered, that may correspond to provisional elements.</p> <p>In this context, and because of the uncertainties inherent in certain elements and in particular the probability of the forecasts being met, we considered that the valuation of the participating interests was a key audit matter.</p>	<p>In assessing the reasonableness of the valuation of the participating interests, based on the information provided to us, our work consisted mainly in verifying that the estimation of these values determined by the Board of Directors is based on an appropriate justification of the evaluation method and the quantified elements used and to:</p> <ul style="list-style-type: none"> • obtain cash flow and operating forecasts and assess consistency with the forecast data from the last strategic plan; • check the consistency of the assumptions used at the closing date of the annual accounts; • compare the forecasts retained for previous periods with the corresponding achievements to assess the achievement of past objectives. <p>Finally, we have assessed the compliance with the legal and regulatory requirements of the available information on the financial assets presented in the notes to annual accounts.</p>

Responsibilities of the board of directors for the preparation of the annual accounts

The board of directors is responsible for the preparation and fair presentation of the annual accounts in accordance with the financial reporting framework applicable in Belgium and for such internal control as the board of directors determines is necessary to enable the preparation of the annual accounts that are free from material misstatement, whether due to fraud or error.

In preparing the annual accounts, the board of directors is responsible for assessing the company's ability to continue as a going concern, disclosing, as applicable, matters to be considered for going concern and using the going concern basis of accounting unless the board of directors either intends to liquidate the company or to cease operations, or has no realistic alternative but to do so.

Responsibilities of the board of auditors for the audit of the annual accounts

Our objectives are to obtain reasonable assurance about whether the annual accounts as a whole are free from material misstatement, whether due to fraud or error, and to issue a report of the board of auditors that includes our opinion. Reasonable assurance is a high level of assurance, but is not a guarantee that an audit conducted in accordance with ISA will always detect a material misstatement when it exists. Misstatements can arise from fraud or error and are considered material if, individually or in the aggregate, they could reasonably be expected to influence the economic decisions of users taken on the basis of these annual accounts.

During the performance of our audit, we comply with the legal, regulatory and normative framework as applicable to the audit of annual accounts in Belgium. The scope of the audit does not comprise any assurance regarding the

future viability of the company nor regarding the efficiency or effectiveness demonstrated by the board of directors in the way that the company's business has been conducted or will be conducted.

As part of an audit in accordance with ISA, we exercise professional judgment and maintain professional skepticism throughout the audit. We also:

- identify and assess the risks of material misstatement of the annual accounts, whether due to fraud or error, design and perform audit procedures responsive to those risks, and obtain audit evidence that is sufficient and appropriate to provide a basis for our opinion. The risk of not detecting a material misstatement resulting from fraud is higher than for one resulting from an error, as fraud may involve collusion, forgery, intentional omissions, misrepresentations, or the override of internal control;
- obtain an understanding of internal control relevant to the audit in order to design audit procedures that are appropriate in the circumstances, but not for the purpose of expressing an opinion on the effectiveness of the company's internal control;
- evaluate the appropriateness of accounting policies used and the reasonableness of accounting estimates and related disclosures made by the board of directors;
- conclude on the appropriateness of the use of the going concern basis of accounting by the board of directors and, based on the audit evidence obtained, whether a material uncertainty exists related to events or conditions that may cast significant doubt on the company's ability to continue as a going concern. If we conclude that a material uncertainty exists, we are required to draw attention in our report of the board of auditors to the related disclosures in the annual accounts or, if such disclosures are inadequate, to modify our opinion. Our conclusions are based on the audit evidence obtained up to the date of our report of the board of auditors. However, future events or conditions may cause the company to cease to continue as a going concern;
- evaluate the overall presentation, structure and content of the annual accounts, and whether the annual accounts represent the underlying transactions and events in a manner that achieves fair presentation.

We communicate with those charged with governance regarding, amongst other matters, the planned scope and timing of the audit and significant audit findings, including any significant deficiencies in internal control that we identify during our audit.

We also provide the audit committee with a statement that we have complied with relevant ethical requirements regarding independence, and we communicate with them about all relationships and other matters that may reasonably be thought to bear on our independence, and where applicable, related safeguards.

From the matters communicated to the audit committee, we determine those matters that were of most significance in the audit of the annual accounts of the current period and are therefore the key audit matters. We describe these matters in our report unless law or regulation precludes any public disclosure about the matter.

Other legal and regulatory requirements

Responsibilities of the board of directors

The board of directors is responsible for the preparation and the content of the directors' report on the annual accounts, the statement of non-financial information attached to the directors' report on the annual accounts and other matters disclosed in the annual report, for the documents to be filed according to the legal and regulatory requirements, for maintaining the company's accounting records in compliance with the legal and regulatory requirements applicable in Belgium, as well as for the company's compliance with the Code of companies and associations and the company's articles of association.

Responsibilities of the board of auditors

As part of our mandate and in accordance with the Belgian standard complementary to the International Standards on Auditing (ISA) as applicable in Belgium, our responsibility is to verify, in all material respects, the director's report on the annual accounts, the statement of non-financial information attached to the directors' report on the annual accounts and other matters disclosed in the annual report, those documents to be filed according to the legal and regulatory requirements and compliance with certain obligations referred to in the Companies Code, the Code of companies and associations and the articles of association, as well as to report on these matters.

Aspects regarding the directors' report

In our opinion, after performing the specific procedures on the directors' report on the annual accounts, the directors' report on the annual accounts is consistent with the annual accounts for that same year and has been established in accordance with the requirements of articles 3:5 and 3:6 of the Code of companies and associations.

In the context of our statutory audit of the annual accounts we are also responsible to consider, in particular based on information that we became aware of during the audit, if the

directors' report on the annual accounts is free of material misstatement, either by information that is incorrectly stated or otherwise misleading. In the context of the procedures performed, we are not aware of such material misstatement.

The non-financial information as required by article 3:6, § 4 of the Code of companies and associations has been disclosed in the directors' report under section "Non-financial declaration – Corporate social responsibility" that is part of the annual report. This non-financial information has been established by Dexia SA in accordance with the law of 3 September 2017 related to the publication of non-financial information and information on diversity by large corporates and groups, which transposes Directive 2014/95/EU. In accordance with article 3:75, § 1, 6° of the Code of companies and associations, we do however not express any opinion on the question whether this non-financial information has been established in accordance with the provisions of the above-mentioned law.

Statement on the social balance sheet

The social balance sheet, to be filed at the National Bank of Belgium in accordance with article 3:12, § 1, 8° of the Code of companies and associations, includes, both in form and in substance, all of the information required by this Code, including those relating to wages and training, and is free

from any material inconsistencies with the information available to us in the context of our mission.

Statements regarding independence

- Our audit firms and our networks have not performed any prohibited services and our audit firms have remained independent from the company during the performance of our mandate.

Other statements

- Without prejudice to certain formal aspects of minor importance, the accounting records are maintained in accordance with the legal and regulatory requirements applicable in Belgium.
- We do not have to report any transactions undertaken or decisions taken which may be in violation of the company's articles of association or the Code of companies and associations.
- This report is consistent with our additional report to the audit committee referred to in article 11 of Regulation (EU) N° 537/2014.
- The appropriation of results proposed to the general meeting is in accordance with the relevant legal and regulatory requirements.

Signed at Zaventem and Brussels
The board of auditors

Deloitte Bedrijfsrevisoren/Réviseurs d'Entreprises BV/SRL
Represented by Franky Wevers

Mazars Bedrijfsrevisoren CV/Réviseurs d'Entreprises SRL
Represented by Xavier Doyen

Additional information

Certificate from the responsible person

I the undersigned, Pierre Crevits, Chief Executive Officer and Chairman of the Management Board of Dexia, certify that to the best of my knowledge:

- a) the financial statements, established in accordance with applicable accounting standards, present a true and fair view of the assets, the financial situation and the earnings of the company and of all the companies included in the consolidation;
- b) the management report contains a true and fair view of changes in the revenues, earnings and financial position of the company and of all the companies included in the scope of consolidation and a description of the main risks and uncertainties to which they are exposed.

Brussels, 11 April 2022

For the Management Board

Pierre Crevits
Chief Executive Officer and Chairman of the Management Board
Dexia

General data

Name

The company is called “Dexia”.

Registered Office

The registered office of the company is in Belgium at Place du Champ de Mars, 5, 1050 Brussels (RPM Brussels VAT BE 0458.548.296).

Legal form, incorporation, duration

The company is a limited company under Belgian law that makes a public appeal for investment. It was incorporated on 15 July 1996 for an indefinite period. The company has one permanent office located in Paris.

Corporate object

Article 3 of the articles of association reads as follows:

“The company has the object, both in Belgium and in other countries of:

1. the acquisition, holding, management and sale, by whatever means, of all equity interests in companies or any other legal entities, whatever their legal form, existing or to be created, which operate as credit institutions, insurance or reinsurance companies or which carry on financial, industrial, commercial or civil, administrative or technical activities, as well as all types of shares, bonds, public funds and any other financial instruments of whatever nature;

2. the acquisition, holding, management and sale, by whatever means, of all equity interests in companies or any other legal entities, whatever their legal form, existing or to be created, which operate as credit institutions, insurance or reinsurance companies or which carry on financial, industrial, commercial or civil, administrative or technical activities, as well as all types of shares, bonds, public funds and any other financial instruments of whatever nature;

3. the conducting of all movable property, real property, financial, industrial, commercial or civil transactions including the acquisition, management, leasing and sale of all movable and real property, related directly or indirectly to the realization of its corporate object or likely to contribute to such realisation.”

Places where the public may consult documents

The articles of association of the company are available at the office of the Clerk to the Commercial Court of Brussels and at the company’s registered office. The annual reports as well as the annual financial statements and the consolidated financial statements are lodged with the National Bank of Belgium. These documents may also be obtained from the company’s registered office. Decisions in relation to appointments and resignations of members of the Board of Directors are published in the Appendix to the Belgian Official Journal. Financial notices concerning the company are published on its website (www.dexia.com). The convocations to Shareholders’ Meetings are published on the website and in the financial newspapers, the daily press and periodicals

Dexia's annual report 2021 has been published by the Group's Communication department.

This report is also available in Dutch and French.

In case of discrepancy between the English, the French and the Dutch versions of the Annual Report, the text of the French version shall prevail.

Due to environmental and cost concerns, Dexia decided not to print its annual report. It can be downloaded on www.dexia.com.

Dexia

Place du Champ de Mars, 5
B-1050 Brussels
IBAN BE61-0682-1136-2017
BIC GKCC BE BB
RPM Brussels VAT BE 0458.548.296

In Paris

1, passerelle des Reflets
Tour CBX
F-92913 La Défense Cedex

CONTACTS

Press department

E-mail: pressdexia@dexia.com
Phone Brussels: + 32 2 213 57 39
Phone Paris: + 33 1 58 58 58 49

Investor Relations

E-mail: investor.relations@dexia.com
Phone Brussels : + 32 2 213 57 39
Phone Paris :+ 33 1 58 58 58 49

Site Internet

www.dexia.com

FINANCIAL CALENDAR

Shareholders' meeting for the year 2021

18 May 2022

Results as at 30 June 2022

8 September 2022

